

UGREEN DH2300

UGREEN NASync DH2300 2-Bay Desktop NAS Instruction Manual

MODEL: DH2300

1. Introduction

The UGREEN NASync DH2300 is a 2-bay Network Attached Storage (NAS) device designed for centralized data storage, backup, and media management. It offers remote access capabilities, AI-powered photo organization, and supports a total capacity of up to 60TB (disks not included). This manual provides essential information for setting up, operating, and maintaining your NAS device.

2. Package Contents

Verify that all items listed below are included in your package:

- NASync DH2300 Unit x1
- Screws & Screwdriver x1
- User Manual x1
- Power Adapter (DC12V/6A) x1
- Ethernet Cable (CAT 7) x1

Your 4K Home Cinema

Connect with your TV and play your movie collection directly in crisp Ultra HD.

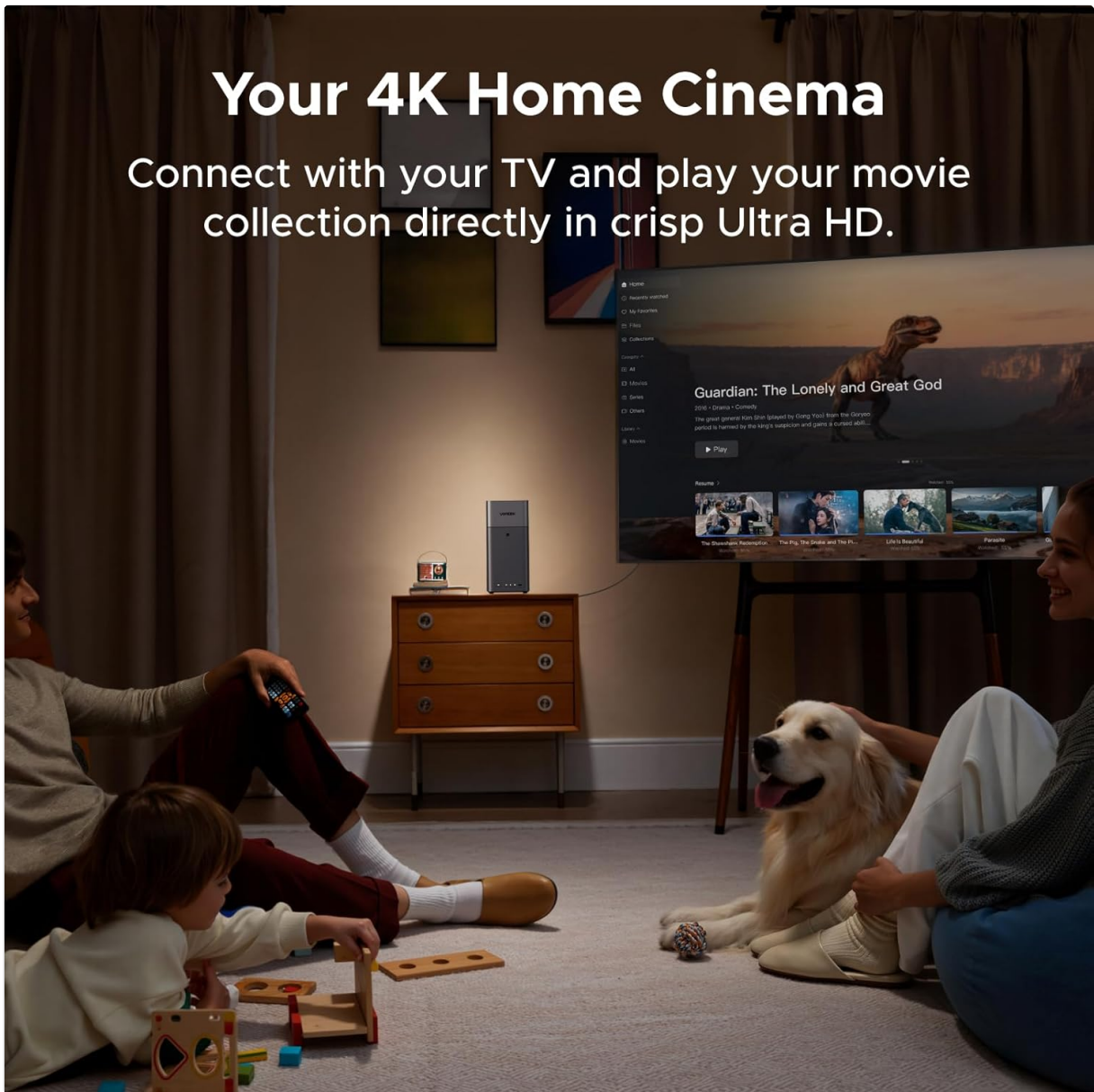


Image: UGREEN NASync DH2300 package contents. Includes the NAS unit, power adapter, Ethernet cable, screwdriver, and screws.

3. Setup Guide

3.1 Hard Drive Installation

1. Gently remove the top cover of the NAS unit.
2. Pull out the empty drive trays from the bays.
3. Insert your 3.5-inch or 2.5-inch SATA hard drives into the trays. Secure them using the provided screws and screwdriver.
4. Slide the loaded trays back into the NAS bays until they click into place.
5. Replace the top cover.

One App for All Your Devices

All-in-One UGREEN NAS App




Image: Step-by-step hard drive installation into the NASync DH2300. The image shows a hard drive being secured into a tray and then inserted into the NAS unit.

3.2 Connecting Your NAS

1. Connect the power adapter to the DC 12V port on the back of the NAS and plug it into a power outlet.
2. Use the provided Ethernet cable to connect the LAN port on the NAS to your router or network switch.
3. (Optional) Connect an HDMI cable from the HDMI port on the NAS to your TV or monitor for direct media playback.
4. (Optional) Connect USB devices to the available USB-A or USB-C ports.
5. Press the power button on the front of the NAS to turn it on.

The Smarter Way to Store

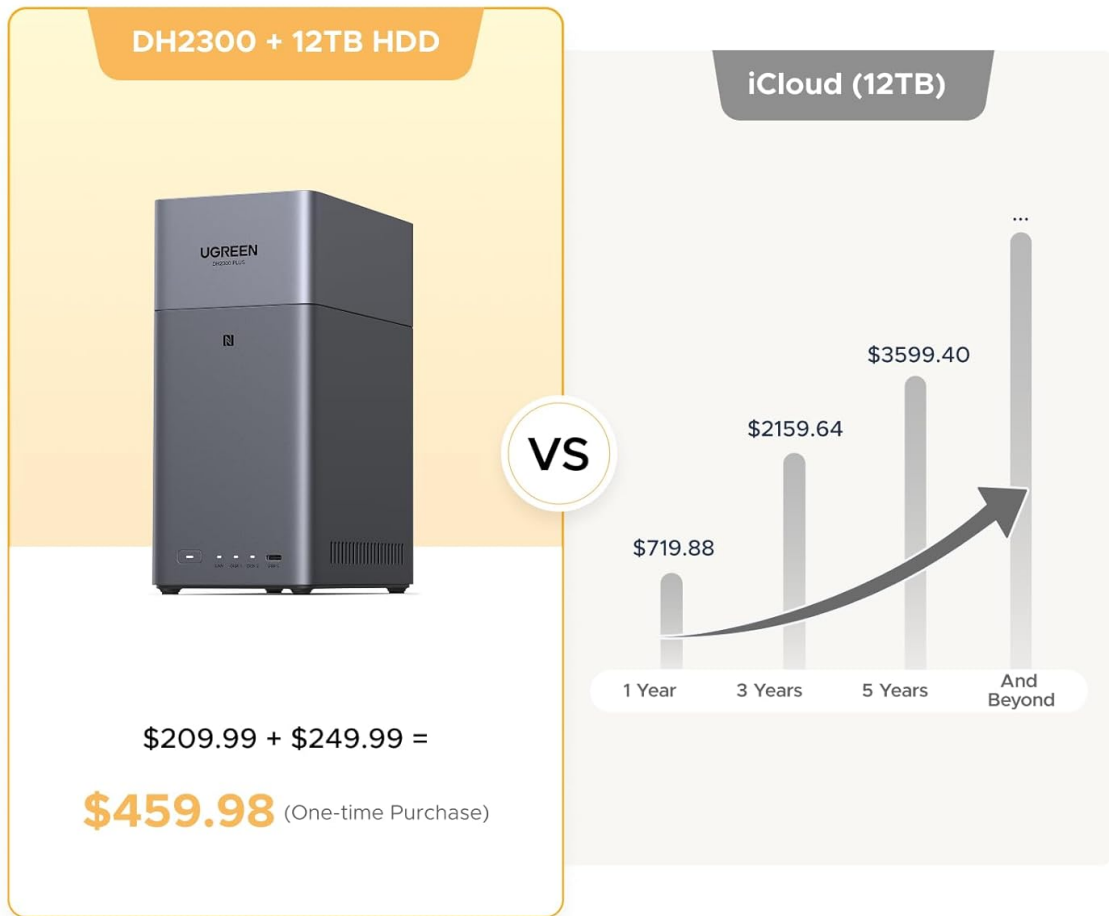


Image: Rear view of the NASync DH2300, highlighting the various ports including USB-C, USB-A, LAN, HDMI, and DC power input.

3.3 Initial Software Setup

To set up your NAS and manage its features, download the UGREEN NAS app on your smartphone or access the web interface:

1. Tap your NFC-enabled smartphone to the NFC area on the NAS unit to quickly download the UGREEN NAS app.
2. Open the app and follow the on-screen instructions to register your device and create an account.
3. Alternatively, access the web interface by typing the NAS's IP address into your web browser.

Fast Backups & Transfers

Say Goodbye to Slow Cloud Uploads

12X ↑ (1GB/8s)



*Actual speed may be affected by a range of factors.



Image: A hand holding a smartphone near the NASync DH2300, demonstrating the NFC tap-to-connect feature for easy setup.

4. Operation

4.1 Data Management and Backup

The UGREEN NASync DH2300 allows you to centralize your data and perform efficient backups:

- **Automatic Backups:** Configure automatic backups from your computers, phones, and other devices across various operating systems (Windows, macOS, iOS, Android).
- **Fast Transfers:** Benefit from high-speed file transfers, reaching up to 125MB/s over 1GbE LAN.
- **Cloud Sync:** Synchronize data with various cloud storage services for hybrid backup solutions.

Uncompromising Privacy & Security

Encryption protects your private data both on the device and when transferring.



Image: The NASync DH2300 with icons representing its robust security features: RAID Mode, Two-Factor Authentication, Permission Controls, and Encrypted Transfers.

4.2 AI Photo Album

Organize your photos effortlessly with AI-powered features:

- **Smart Tagging:** AI automatically tags faces, locations, objects, and text within your photos.
- **Effortless Search:** Quickly find specific photos by searching for tags, people, or locations.
- **Duplicate Detection:** Automatically identify and delete similar or duplicate photos to save space.
- **Live Photo Backup:** Supports backup of live photos.

Low Power Consumption



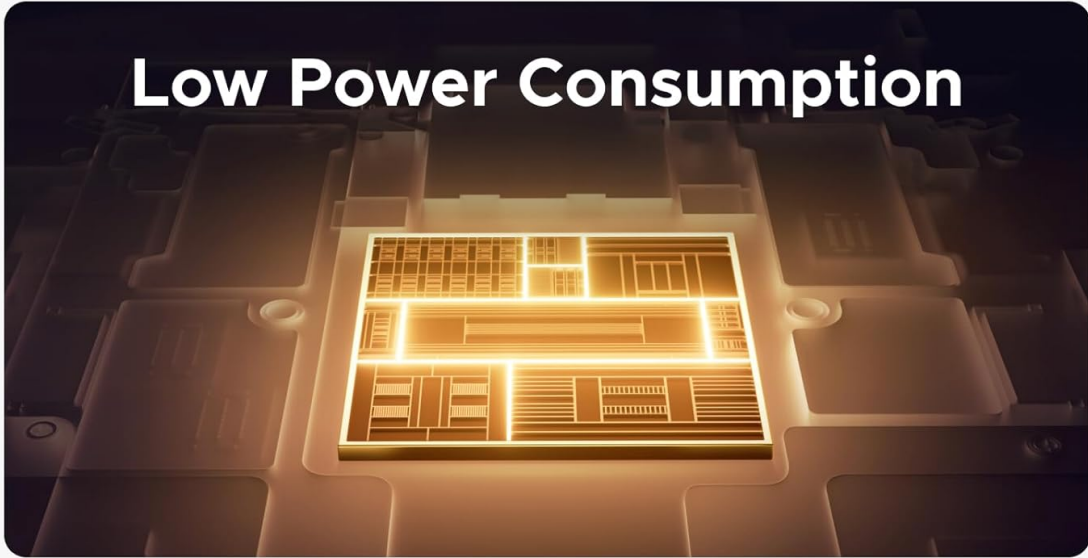


Image: The UGREEN NASync DH2300's AI photo album interface on a smartphone, showcasing features like people recognition, OCR text recognition, and live photo backup.

4.3 4K Home Media Hub

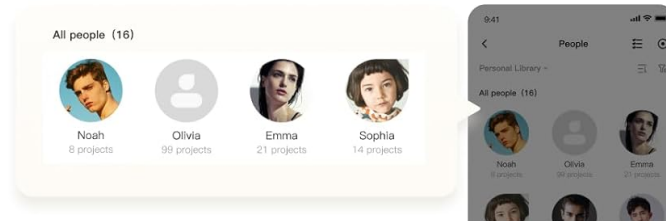
Transform your NAS into a home media center:

- **Direct TV Connection:** Connect the NAS directly to your TV via HDMI to play your movie collection in 4K Ultra HD.
- **Media Streaming:** Stream videos, music, and photos to various devices on your network.

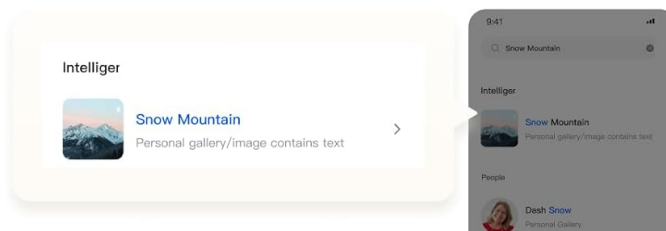
The Smarter Way to Find Photos

Smart tags make it quick and easy to search by faces, locations, and objects.

People Recognition



OCR Text Recognition



Live Photo Backup




Image: The NASync DH2300 connected to a television, enabling 4K home cinema experience for a family.

4.4 Remote Access and Sharing

Access your data from anywhere and share it securely:

- **Anywhere Access:** Access your files and media from any location using the UGREEN NAS app or web interface.
- **Secure Sharing:** Share files and folders with friends and family with customizable permission controls.

5. Security and Privacy

Your data's privacy and security are paramount with the UGREEN NASync DH2300:

- **Data Ownership:** You retain full ownership and control over your data, stored on your drives, without reliance on third-party clouds.
- **RAID Modes:** Supports various RAID configurations (e.g., RAID 1) to protect against data loss in case of drive failure.
- **Two-Factor Authentication (2FA):** Enhance account security with 2FA.
- **Permission Controls:** Set granular access permissions for users and shared folders.

- **Encrypted Transfers:** Data is protected during transit through encrypted connections.

6. Maintenance and Efficiency

6.1 Power Consumption and Noise

The NASync DH2300 is designed for efficient and quiet operation:

- **Low Power:** Equipped with a high-performance processor and 4GB LPDDR4X RAM, it maintains low power consumption.
- **Quiet Operation:** The system runs quietly, suitable for home or office environments.



Image: Internal view and specifications of the NASync DH2300, detailing its 8-core CPU, 6 TOPS NPU, 10W TDP, and 4GB LPDDR4X RAM for efficient performance.

7. Technical Specifications

Feature	Specification
Brand	UGREEN

Feature	Specification
Model Number	DH2300
Drive Bays	2-Bay
Max Capacity (Diskless)	60TB (30TB per bay)
RAM	4GB LPDDR4X
Ethernet Port	1GbE
HDMI Output	4K
USB Ports	USB-C (5Gbps) x1, USB-A (5Gbps) x2
Hard Drive Interface	Serial ATA
Item Weight	3.81 pounds
Color	Grey
Material	Metal
Compatible Devices	Desktop, Laptop, Smartphone, Tablet, Television

8. Troubleshooting

If you encounter issues with your UGREEN NASync DH2300, consider the following general troubleshooting steps:

- **No Power:** Ensure the power adapter is securely connected to both the NAS and a working power outlet.
- **Network Connectivity:** Check that the Ethernet cable is properly connected to the NAS and your router. Verify your router is functioning correctly.
- **Drive Not Detected:** Ensure hard drives are correctly seated in their bays and secured with screws. Restart the NAS.
- **App Connection Issues:** Confirm your smartphone is connected to the same network as the NAS. Restart the app or the NAS.
- **Slow Performance:** Check network traffic and ensure no intensive tasks are running. Verify hard drive health through the NAS management interface.

For more detailed troubleshooting, refer to the comprehensive user manual or contact customer support.

9. Warranty and Support

9.1 Product Warranty

The UGREEN NASync DH2300 comes with a 2-year warranty, providing protection against manufacturing defects and malfunctions under normal use.

9.2 Customer Support

For any questions, technical assistance, or warranty claims, please contact UGREEN Customer Service. You can also visit the UGREEN Knowledge Center or the 'Support' section within the NAS app for

additional resources and FAQs.



Image: UGREEN support information, highlighting 2-year coverage and specialist support.