

[Manuals.plus](#) /

› [GarveeHome](#) /

› GarveeHome 2 Zone Mini Split AC/Heating System 28000 BTU (18K+18K) Instruction Manual

## GarveeHome RzJhszh-KG8IX2IVsGkPBQ4ms5K

# GarveeHome 2 Zone Mini Split AC/Heating System 28000 BTU (18K+18K)

Model: RzJhszh-KG8IX2IVsGkPBQ4ms5K | Brand: GarveeHome

## 1. PRODUCT OVERVIEW

---

The GarveeHome 2 Zone Mini Split AC/Heating System is designed to provide comprehensive climate control for multiple rooms or commercial spaces. This system features two indoor units connected to a single outdoor condenser, offering efficient cooling, heating, dehumidification, and fan modes. Its inverter technology ensures energy efficiency and quiet operation, adapting to various weather conditions with features like auto-defrost and sleep mode.



Image: Complete GarveeHome 2 Zone Mini Split AC/Heating System components.

## Key Features:

- **Multi-Room Control:** Combines multiple indoor units with individual controllers and a single outdoor condenser for comprehensive temperature management across different zones.
- **All-Climate Performance:** Features an inverter heat pump capable of operating in temperatures from -4°F to 122°F, with auto-defrost, 4-way swing, sleep mode, and mute function.
- **Energy-Saving Efficiency:** Utilizes inverter technology to reduce energy consumption by up to 30%, ETL & AHRI certified for optimal performance and lower utility bills.
- **Ultra-Quiet Operation:** Operates silently at 28-45 dBA, ensuring a peaceful environment, ideal for bedrooms and quiet spaces.
- **Complete Kit:** Includes 2 indoor units, 1 outdoor unit, 2 remote controls, and 2 16.4-foot lines. Professional installation is required.

## 2. SAFETY INFORMATION

---

Please read all safety warnings and instructions carefully before installing, operating, or performing maintenance on this appliance. Failure to follow these instructions may result in electric shock, fire, property damage, or personal injury.

- **Professional Installation Required:** Installation, maintenance, and repair of this appliance must be performed by qualified, licensed HVAC professionals. Improper installation can lead to refrigerant leaks, electric shock, or fire.
- **Electrical Safety:** Ensure the power supply matches the unit's requirements (208-230V). All electrical wiring must comply with local and national electrical codes. Do not operate the unit with wet hands or in wet conditions.
- **Refrigerant Handling:** This unit contains pre-charged refrigerant. Only qualified personnel should handle refrigerant. Avoid direct contact with refrigerant.
- **Clearance:** Maintain adequate clearance around both indoor and outdoor units for proper airflow and safe operation.
- **Children and Pets:** Keep children and pets away from the outdoor unit and ensure they do not tamper with the indoor units or controls.
- **Ventilation:** Ensure proper ventilation in the installation area, especially during installation and maintenance.

## 3. PACKAGE CONTENTS

---

Your GarveeHome 2 Zone Mini Split AC/Heating System package includes the following components. Please verify all items are present upon delivery.

- 2 x Indoor Units
- 1 x Outdoor Unit (Condenser)
- 2 x Remote Controls
- 2 x 16.4-foot Line Sets (pre-charged)
- Installation Kit (specific components may vary, refer to detailed packing list)

**Important Note: Extra copper tubing and power cord may be needed depending on your specific installation requirements and distance between units. These are not included in the standard package.**

## 4. SETUP AND INSTALLATION

---

**Professional installation by a certified HVAC technician is mandatory for this system.** Attempting to install the unit yourself without proper qualifications can void the warranty, lead to system malfunction, and pose significant safety risks including electric shock, fire, or refrigerant leaks.

### Installation Overview:

1. **Site Selection:** Choose appropriate locations for the indoor units (wall-mounted) and the outdoor condenser,

ensuring adequate clearance for airflow and maintenance.

2. **Mounting:** Securely mount indoor units to the wall and the outdoor unit on a stable, level surface or wall bracket.
3. **Line Set Connection:** Connect the pre-charged line sets between the indoor and outdoor units. Ensure proper flaring and tightening to prevent leaks.
4. **Electrical Wiring:** Connect the power supply and communication wiring according to the wiring diagram provided in the detailed installation manual (not included here). This step requires a licensed electrician.
5. **Vacuumping and Leak Check:** After connections, the system must be thoroughly vacuumed to remove air and moisture, and a leak check performed to ensure system integrity.
6. **Test Run:** Perform a test run to verify proper operation of all modes and functions.

For detailed, step-by-step installation instructions, please refer to the comprehensive installation manual provided with your product or consult a qualified HVAC professional.

## 5. OPERATING INSTRUCTIONS

---

Your GarveeHome Mini Split System offers versatile climate control through its various operating modes and smart features. Each indoor unit is controlled independently via its dedicated remote control.

# 4-IN-1

## Smart Mini Split Air Conditioner Heat Pump System



Image: Overview of the 4-in-1 functions and smart home compatibility.

### Remote Control Functions:

- **Power Button:** Turns the unit ON/OFF.
- **Mode Button:** Cycles through operating modes:
  - **Cool:** Provides cooling, adjustable temperature (down to 61°F).
  - **Heat:** Provides heating, adjustable temperature (up to 88°F).
  - **Dry (Dehumidification):** Reduces humidity in the air.
  - **Fan:** Circulates air without heating or cooling. Fan speed can be set to Low, Medium, High, or Auto.
  - **Turbo:** Provides rapid cooling or heating for quick temperature changes.
- **Temperature Adjustment:** Use ▲/▼ buttons to set desired temperature.
- **Swing Function:** Activates the 4-way airflow for even air distribution.
- **Sleep Mode:** Adjusts temperature gradually during sleep for comfort and energy saving.
- **Mute Function:** Reduces operational noise for ultra-quiet comfort.

- **Timer:** Set the unit to turn ON/OFF automatically within a 0.5-24 hour period.



Image: Illustration of the ultra-quiet operation, ideal for bedrooms.

## Smart Features (Wi-Fi 2.0):

This system supports Wi-Fi connectivity, allowing for remote control and integration with smart home ecosystems.

- **Mobile App Control:** Download the dedicated GarveeHome app (available on App Store and Google Play) to control your unit from your smartphone.
- **Voice Control:** Compatible with Amazon Alexa and Google Home for convenient voice commands.

# WINDS UP TO 50 FT 4D AIR SURROUND



Image: Depiction of the 4D air surround technology, distributing air up to 50 feet.

## 6. MAINTENANCE

Regular maintenance ensures the longevity and efficient operation of your GarveeHome Mini Split System. Always turn off the power supply to the unit before performing any maintenance.

### Indoor Unit Maintenance:

- **Air Filter Cleaning:** Clean the air filters every 2-4 weeks, or more frequently if the unit is used heavily or in dusty environments. Remove filters, wash with lukewarm water and mild detergent, rinse thoroughly, and allow to air dry completely before reinserting.
- **Surface Cleaning:** Wipe the surface of the indoor unit with a soft, damp cloth. Do not use harsh chemicals or abrasive cleaners.

## Outdoor Unit Maintenance:

- **Clear Debris:** Periodically check the outdoor unit for any accumulated leaves, dirt, or other debris that might obstruct airflow. Clear away any obstructions.
- **Coil Cleaning:** The outdoor coil should be professionally cleaned annually to ensure optimal performance.
- **Professional Inspection:** Schedule annual professional inspections and maintenance by a qualified HVAC technician to check refrigerant levels, electrical connections, and overall system health.

## 7. TROUBLESHOOTING

This section provides solutions to common issues you might encounter. If the problem persists after attempting these solutions, please contact customer support or a qualified technician.

Problem	Possible Cause	Solution
Unit does not turn on.	No power supply; Remote control batteries dead; Circuit breaker tripped.	Check power connection; Replace remote batteries; Reset circuit breaker.
Insufficient cooling/heating.	Dirty air filters; Obstructed outdoor unit; Incorrect mode setting; Low refrigerant.	Clean air filters; Clear obstructions from outdoor unit; Select correct mode; Contact technician for refrigerant check.
Unusual noise.	Loose parts; Fan obstruction; Compressor issue.	Check for loose panels; Clear fan area; Contact technician if noise persists.
Water leakage from indoor unit.	Clogged drain pipe; Improper installation.	Clear drain pipe; Contact technician for inspection and repair.
Remote control not working.	Dead batteries; Obstruction between remote and unit; Remote malfunction.	Replace batteries; Remove obstructions; If still not working, contact support.

## 8. TECHNICAL SPECIFICATIONS

Detailed specifications for the GarveeHome 2 Zone Mini Split AC/Heating System 28000 BTU (18K+18K).

Model Number  
20 SEER2 28000BTU R454B

Cooling Capacity  
28000 Btu/h

Heating Capacity  
28000 Btu/h

Power Supply  
208/230V-/60Hz/1PH

Max Input Power  
2020W

Air Flow Volume  
2800 m3/h

Max, Fuse size  
30 A





Image: Dimensions and key technical specifications of the GarveeHome Mini Split System.


Specification	Value
Brand Name	GarveeHome
Model Info	RzJhszh-KG8IX2IVsGkPBQ4ms5K
Item Weight	186.5 pounds
Indoor Unit Dimensions (D x W x H)	8.66" x 39.76" x 12.4"
Outdoor Unit Dimensions (D x W x H)	16.6" x 38.5" x 31.6"
Efficiency	High Efficiency
Capacity (Air Volume)	1200 Cubic Feet
Annual Energy Consumption	1980 Watts
Noise Level	28-45 dB (Indoor), 62 dB (Outdoor)

Specification	Value
Installation Type	Split System
Form Factor	Mini-Split
Special Features	Heating & Cooling Function, Wi-Fi 2.0, Smart Home Compatible
Color	White
Voltage	208-230V
Wattage	1980
Cooling Power	28000 British Thermal Units
Seasonal Energy Efficiency Ratio (SEER)	20 SEER2
Refrigerant Type	R454B

20 SEER2 35000BTU

# Inverter Split Air Conditioner

**35%** Energy Cost Saved



**SAVING OVER 35%**

- ✓ High Energy Efficiency
- ✓ Lower Energy Cost

**R454B Refrigerant**

HIGH SEER2 GRADE = LOWER ENERGY COST

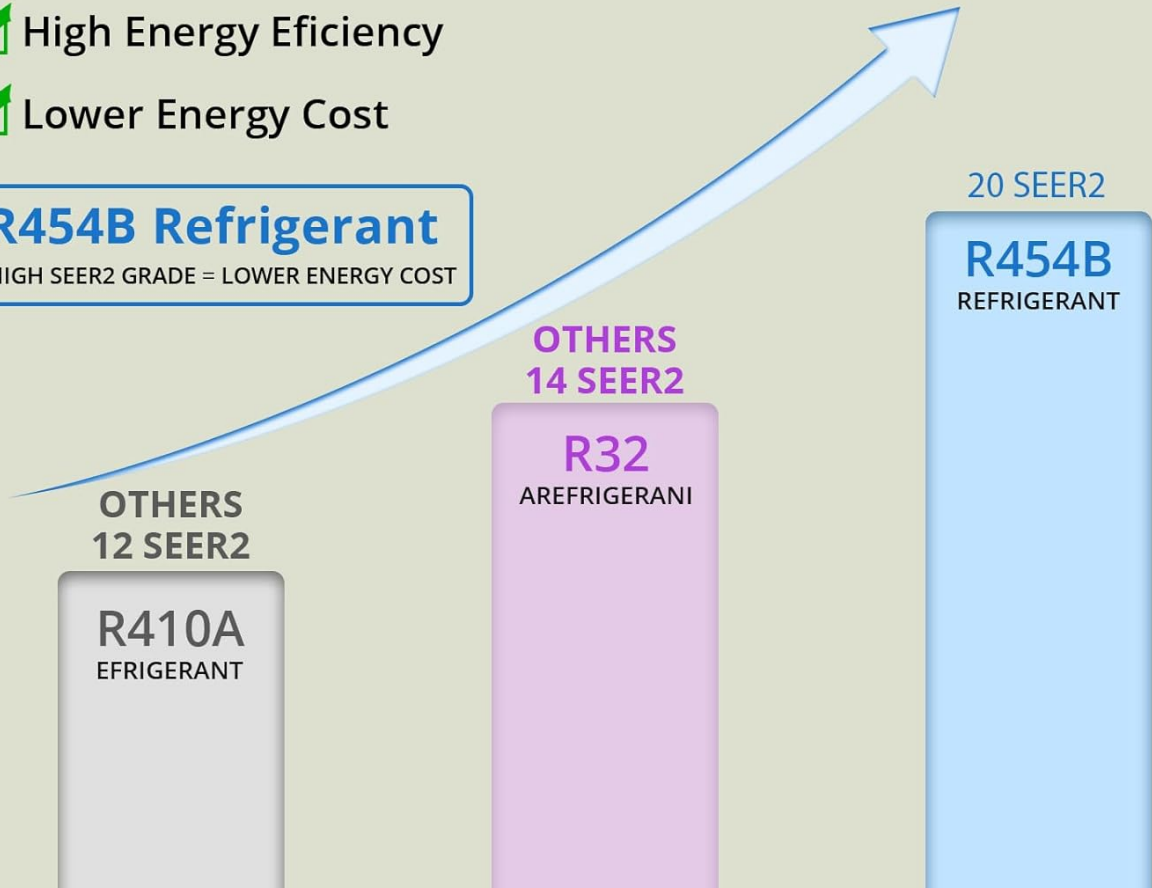


Image: Energy efficiency comparison highlighting the 20 SEER2 R454B refrigerant.

## 9. WARRANTY AND SUPPORT

GarveeHome is committed to providing high-quality products and excellent customer service.

### Customer Support:

For any questions, technical assistance, or warranty claims, please contact GarveeHome customer support. We offer 24/7 service to ensure your satisfaction.

Visit the official GarveeHome Store on Amazon for more information and support resources: [GarveeHome Amazon Store](#)

### Warranty Information:

Specific warranty terms and conditions are provided with your product documentation. Please retain your proof of purchase for warranty validation. The warranty typically covers manufacturing defects and component failures under normal use. Professional installation is often a prerequisite for warranty validity.