

## SANSUI W12

# SANSUI AI Translation Earbuds W12 User Manual

Model: W12

## 1. INTRODUCTION

Thank you for choosing the SANSUI AI Translation Earbuds W12. These earbuds are designed to provide real-time language translation, high-definition audio, and smart features for various communication needs. This manual provides detailed instructions for setup, operation, maintenance, and troubleshooting to ensure optimal performance and user experience.

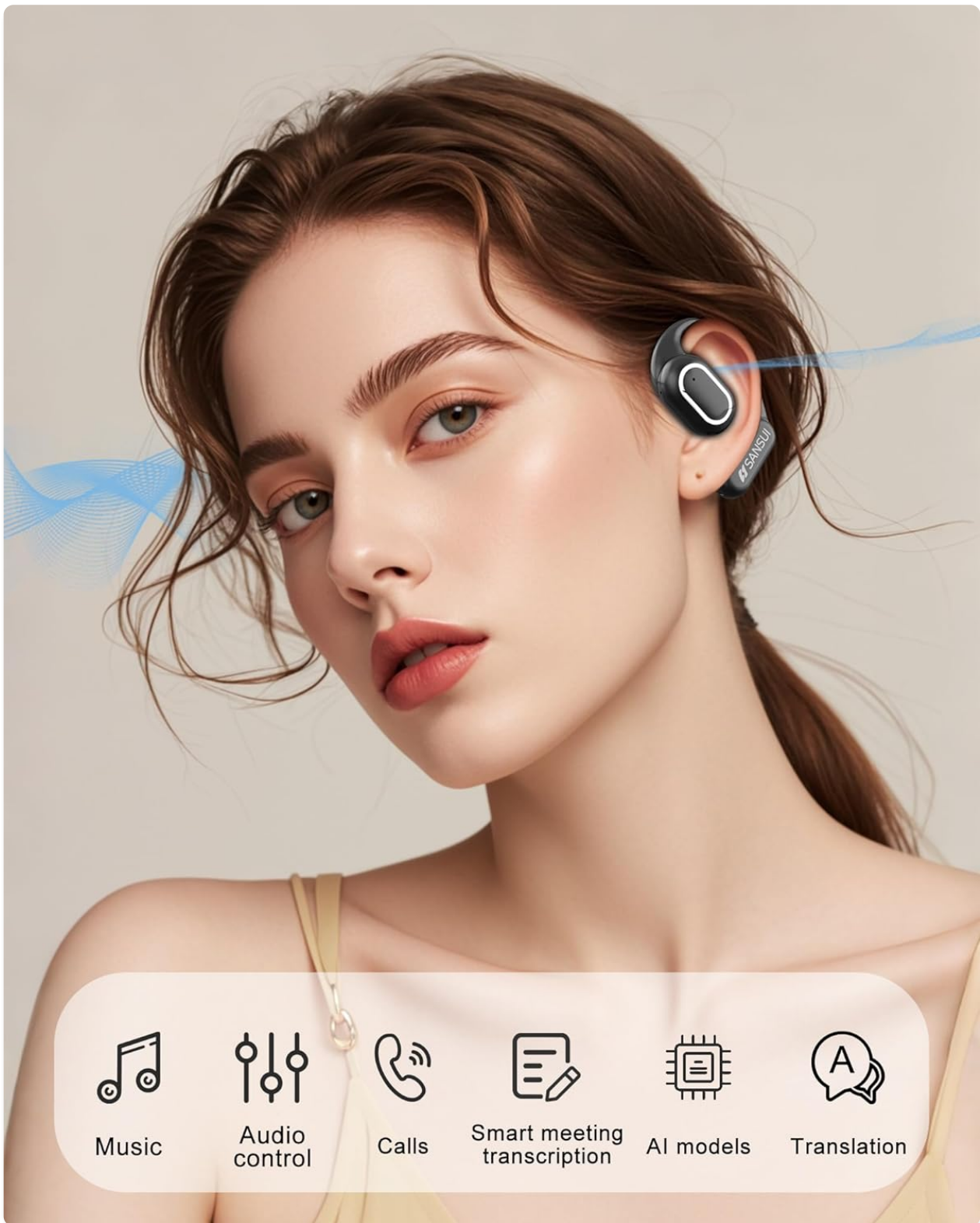


Figure 1: SANSUI AI Translation Earbuds W12 highlighting key functionalities.

## 2. SETUP

### 2.1. Unboxing and Initial Charge

Upon unboxing, ensure all components are present: SANSUI W12 earbuds, charging case, USB-C cable, W12 User Manual, and SANSUI AI Smart App User Guide.

## What's in the Box



Figure 2: Package contents of the SANSUI AI Translation Earbuds W12.

Before first use, fully charge the earbuds and charging case using the provided USB-C cable. The charging time is approximately 1.5 hours for a full charge.

## 2.2. App Download and Installation

The SANSUI AI Smart App is essential for full functionality. You can download the app by scanning the QR code found on the packaging or in the instruction manual. Alternatively, search for "SANSUI" directly in your device's app store (iOS App Store or Google Play Store).

### 2.2.1. iOS App Download and Connection

Your browser does not support the video tag.

Video 1: Tutorial for downloading and connecting the SANSUI AI Smart App on iOS devices.

1. Locate the app QR code on the product packaging or manual.
2. Use your phone's built-in QR code scanner to scan the code.
3. On the page that appears, select the iOS system option.
4. You will be redirected to the App Store. Download and open the SANSUI app.
5. Ensure Bluetooth is enabled on your iPhone.
6. Remove both earbuds from the charging case.
7. In your iPhone's Bluetooth settings, search for and connect to "SANSUI W12".
8. Open the SANSUI app, click the '+' sign to search for devices, and select "SANSUI W12" to connect within the app.

### 2.2.2. Android App Download and Connection

Your browser does not support the video tag.

Video 2: Tutorial for downloading and connecting the SANSUI AI Smart App on Android devices.

1. Locate the app QR code on the product packaging or manual.
2. Use your phone's built-in QR code scanner to scan the code.
3. On the page that appears, you can switch between Chinese and English. Select the Google Play option.
4. You will be redirected to the Google Play Store. Download and open the SANSUI app.
5. Ensure Bluetooth is enabled on your Android phone.
6. Remove both earbuds from the charging case.
7. In your Android phone's Bluetooth settings, search for and connect to "SANSUI W12".

8. Open the SANSUI app, click the '+' sign to search for devices, and select "SANSUI W12" to connect within the app.

## 2.3. Ergonomic Fit

The W12 earbuds feature an open-ear design with TPEE (elastic) ear hooks for a comfortable and secure fit. This design allows for situational awareness while wearing. The earbuds are lightweight at 8.3g per earbud, designed to be comfortable even for glasses wearers.

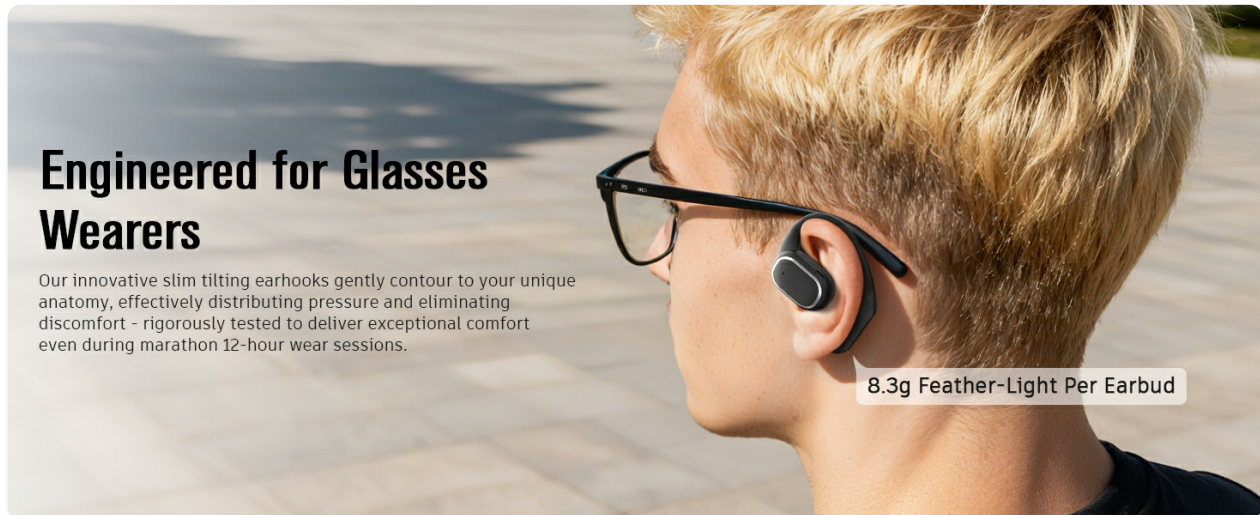


Figure 3: Earbuds designed for comfort and compatibility with glasses.

## 3. OPERATING INSTRUCTIONS

### 3.1. Real-Time Translation

The earbuds support over 100 languages for real-time translation. Access the AI function window in the SANSUI app to select your desired translation mode (e.g., Free Conversation, Speech Translation, Text Translation, Simultaneous Interpretation, Dialog Translation) and languages. Begin speaking, and the app will translate and display the conversation.





Figure 4: Earbuds facilitating communication in various scenarios.

### 3.2. Audio Features

- **Immersive 8D Surround Sound:** Experience balanced low frequencies and clear audio across a 20Hz-20kHz range.
- **Precision Directional Audio:** Beamforming sound delivery system concentrates acoustic energy directly into the ear canal for focused sound.
- **Adaptive Bass Enhancement:** The system automatically adjusts bass based on music genre and listening environment.
- **High-Definition Calls:** Dual microphones and advanced noise cancellation ensure clear communication.
- **Sound Equalization (EQ Settings):** Customize your audio experience through the SANSUI AI Smart

 **SANSUI**

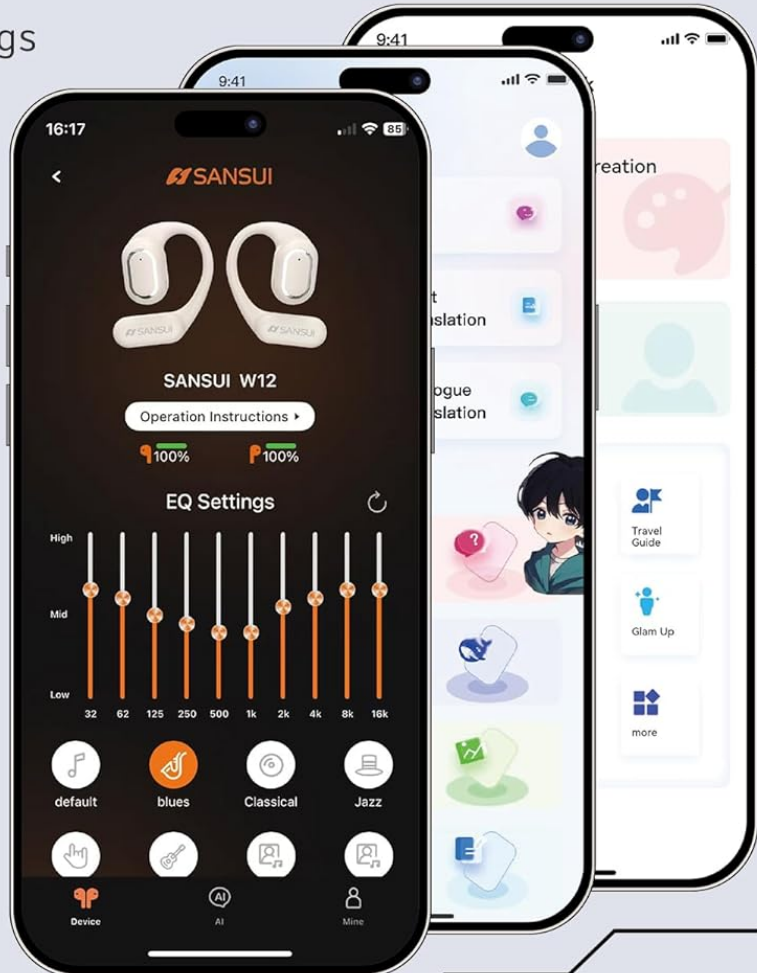
# AI SMART APP



Personalized EQ Settings  
Smart AI Translation



SANSUI AI translation earbuds feature a self-developed system, making them more secure and efficient than generic apps.



**100+**  
Languages



**0.1s**  
Responds Time



**99.9%**  
Accuracy

Figure 5: SANSUI AI Smart App displaying EQ settings.

### 3.3. Smart AI App Functions

The SANSUI AI Smart App offers additional features:

- **AI Conversations:** Engage with AI for various interactions.
- **Customizable Sound Effects:** Choose from various ambient sound effects.
- **Image Generation from Text:** Utilize AI for creative tasks.
- **Software Updates:** Keep your earbuds' firmware up-to-date.



- **Sound Effect Guidance:** Explore different audio profiles.

### 3.4. Bluetooth 6.0 Connectivity

The earbuds feature advanced Bluetooth 6.0 technology, offering:

- 2x faster data transfer speeds compared to Bluetooth 5.4.
- 50% wider coverage.
- 40% less power consumption.
- 8 times more device connections.
- 6dB boost in signal-to-noise ratio.



## INDUSTRY-LEADING BLUETOOTH 6.0

Technology and One-step Pairing

- 50% Wider Coverage
- 6dB Stronger Signal Clarity
- 2X Faster Speed
- 8X More Connected Devices
- 40% Lower Power Consumption

## 14.2MM DYNAMIC DRIVER

 Hi-Fi

 Super large drivers

 Space Sound

### 3.5. Touch Controls

The earbuds feature intuitive touch controls for managing calls, music playback, volume, and activating AI functions. Refer to the SANSUI AI Smart App User Guide for detailed touch control configurations.

## 4. MAINTENANCE

---

### 4.1. Charging

The earbuds provide up to 8 hours of playtime per charge, with a total of 42 hours using the charging case. Monitor battery life via the SANSUI AI Smart App. Use the provided USB-C cable for charging. Ensure the charging contacts on both the earbuds and the case are clean and dry before charging.



# 42H ULTRA-LONG BATTERY LIFE

Battery Level Monitoring on SANSUI AI App Home Screen



42Hrs



400mAh



Figure 7: Earbuds and charging case, emphasizing battery life.

## 4.2. Water Resistance

The earbuds are designed with a nano-coating for water resistance, protecting against sweat and rain. They are suitable for activities like cycling, jogging, gym sessions, and yoga. However, they are not intended for submersion in water.

## 4.3. Cleaning

Regularly clean the earbuds and charging case with a soft, dry cloth. Avoid using abrasive materials or harsh chemicals. Ensure no moisture enters the charging port or speaker grilles.

## 5. TROUBLESHOOTING

- **App Download Issues:** If you encounter problems downloading the SANSUI AI Smart App, ensure your device's app store is up-to-date. Recent compatibility issues with Google Play Store have been resolved.
- **Bluetooth Connection Failure:**
  - a. Ensure both earbuds are removed from the charging case and fully charged.
  - b. Verify Bluetooth is enabled on your device.
  - c. Forget the device in your phone's Bluetooth settings and attempt to pair again.
  - d. Restart your phone and the earbuds.
- **Translation Inaccuracy or Lag:**
  - a. Ensure a stable internet connection for optimal translation performance.
  - b. Speak clearly and at a moderate pace.
  - c. Update the SANSUI AI Smart App to the latest version.
  - d. In very noisy environments, translation accuracy may be affected.
- **No Sound or Poor Sound Quality:**
  - a. Check the volume levels on both your device and the earbuds.
  - b. Ensure the earbuds are properly seated in your ears.
  - c. Clean any debris from the speaker grilles.
  - d. Try resetting the earbuds (refer to the app for factory reset option).

## 6. SPECIFICATIONS

Feature	Specification
Model Name	W12
Brand	SANSUI
Connectivity Technology	Wireless
Wireless Communication Technology	Bluetooth
Bluetooth Version	6.0
Bluetooth Range	15 Meters
Noise Control	Active Noise Cancellation
Frequency Response	20 KHz
Audio Driver Type	Bass Driver
Audio Driver Size	14.2 Millimeters
Battery Life (Earbuds)	Up to 8 hours
Battery Life (with Charging Case)	42 Hours
Charging Time	1.5 Hours

Hardware Interface	USB Type C
Control Type	App Control/Touch Control/Volume Control
Item Weight (Earbuds)	8.3g per earbud
Item Weight (Total)	67.9 Grams (2.4 ounces)
Product Dimensions	2.95 x 2.61 x 1.02 inches
Water Resistance Level	Water Resistant
Earpiece Shape	Hook
UPC	198401999525

## 7. SUPPORT AND WARRANTY

For any inquiries, technical assistance, or support, please refer to the contact information provided in your product packaging or the SANSUI AI Smart App. SANSUI is committed to providing comprehensive after-sales support.

Please note that protection plans may be available for purchase separately to extend coverage beyond the standard product warranty. Refer to your retailer for details on available protection plans.