

KROFEM 6-Piece Outdoor Patio Furniture Set

KROFEM 6-Piece Outdoor Patio Furniture Set Instruction Manual

Model: B0FNML5983

1. INTRODUCTION

Thank you for choosing the KROFEM 6-Piece Outdoor Patio Furniture Set. This set is designed to enhance your outdoor living space with its versatile configuration, durable materials, and comfortable seating. This manual provides essential information for safe assembly, proper usage, and effective maintenance to ensure the longevity and enjoyment of your furniture.

2. SAFETY INFORMATION

- Exercise caution around sharp edges during assembly and use.
- Do not exceed the recommended weight limit of 6 people for the entire set.
- Always follow assembly instructions carefully to prevent injury and ensure structural integrity.
- Keep small children and pets away from the assembly area.

3. PACKAGE CONTENTS

Your KROFEM 6-Piece Outdoor Patio Furniture Set will arrive in 3 separate boxes. Please ensure all components are present before beginning assembly. The set includes:

- Sectional Sofa Components (various pieces for modular arrangement)
- Dining Table with Tempered Glass Top
- Two Ottomans
- Seat and Back Cushions (White)
- Assembly Tool and Hardware



Figure 1: Component dimensions for the KROFEM 6-Piece Outdoor Patio Furniture Set.

4. ASSEMBLY INSTRUCTIONS

Assembly of the KROFEM patio set is designed to be straightforward. Please refer to the detailed, illustrated instructions included in your package for step-by-step guidance. An assembly tool is provided to assist with the process.

1. Unpack all components from the 3 boxes and lay them out on a clean, flat surface.
2. Identify each part using the provided diagrams in the instruction booklet.
3. Begin assembling the frame structures for each sofa section, ottoman, and the dining table.
4. Secure all connections using the provided hardware and assembly tool. Ensure all screws are tightened to 60% initially, then to 100% for full stability.
5. Place the tempered glass top onto the dining table frame.
6. Position the cushions onto the assembled seating units and ottomans.



Figure 2: Assembly of the dining table, showcasing the wicker texture and lower shelf.

5. PRODUCT FEATURES

- **Extended Life:** Constructed with a powder-coated steel support frame to resist rust and a composite fiber reinforced resin table top designed to resist wear, sunlight, rain, and harsh weather, preventing warping, cracking, and fading.
- **Enhanced Comfort:** Seat, ottoman, and sofa cushions are made with extra thick foam, ensuring a comfortable experience even during extended use.
- **Adaptable Design:** The modular components allow for multiple arrangement possibilities to fit various outdoor spaces and preferences.
- **Integrated Storage:** The dining table and one of the sofa sections feature hidden storage compartments, ideal for stowing cushions or other outdoor essentials.



Figure 3: Key features of the KROFEM patio set materials.



Figure 4: Comfort and durability features of the cushions.

6. USAGE AND CONFIGURATION

The modular design of this 6-piece set allows for various configurations to suit your space and needs. You can arrange the sectional sofa, dining table, and ottomans in multiple ways, such as a large L-shaped sofa, separate seating areas, or a dining setup. Experiment with different layouts to find the best solution for your outdoor environment.



Figure 5: Example of a modular arrangement for the 6-piece set.



Figure 6: Demonstrating the versatility of the set for different outdoor settings.

7. CARE AND MAINTENANCE

- **Cushions:** The cushions are water-resistant. All cushion covers are removable and machine washable for easy cleaning. Allow them to air dry completely before reattaching.
- **Frames:** The wicker frames can be cleaned by washing with a hose or wiped down with a damp cloth as needed. Avoid harsh chemicals that may damage the material.
- **Table Top:** The tempered glass table top can be cleaned with a glass cleaner and a soft cloth.
- **Storage:** Utilize the integrated storage compartments for cushions and covers when not in use or during inclement weather to prolong their lifespan.

8. STORAGE

The KROFEM patio set features convenient integrated storage. The dining table and one of the sofa sections have hidden compartments designed to store cushions and other small items. This helps protect your cushions from the elements and keeps your patio tidy. Ensure cushions are dry before storing to prevent mold or mildew.

9. TROUBLESHOOTING

- **Loose Connections:** Periodically check all screws and bolts to ensure they are tight. Re-tighten as necessary to maintain stability.
- **Wobbly Components:** Ensure all pieces are placed on a level surface. Adjust the position or use shims if needed to stabilize.
- **Cushion Appearance:** If cushions appear flattened, fluff them regularly. For stubborn stains, follow the cleaning instructions for removable covers.

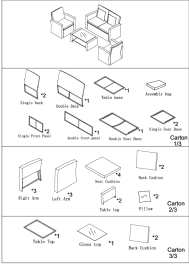
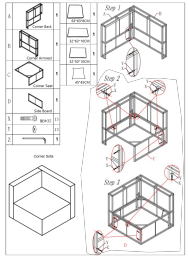


10. SPECIFICATIONS

Attribute	Detail
Brand	KROFEM
Model Name	6-Piece Outdoor Patio Furniture Set
Material	Rattan
Color	Brown Rattan With White Cushion
Size	6 PCS
Style	Modern
Item Weight	160 pounds
Assembly Required	Yes

11. WARRANTY AND SUPPORT

For any questions regarding your KROFEM 6-Piece Outdoor Patio Furniture Set, including warranty information or support needs, please refer to the contact details provided with your purchase documentation or visit the official KROFEM website. Keep your proof of purchase for any warranty claims.

Related Documents - 6-Piece Outdoor Patio Furniture Set

	<p>Shintenchi 4-Piece Outdoor Patio Furniture Set Assembly Instructions</p> <p>Comprehensive assembly guide for the Shintenchi 4-Piece Outdoor Patio Furniture Set, featuring a sectional sofa, two armchairs, and a coffee table. Includes detailed parts lists, tool requirements, and step-by-step instructions for building the single sofa, double sofa, and coffee table.</p>
	<p>Patiowell Wicker Outdoor Sectional Sofa Assembly Instructions</p> <p>Detailed assembly guide for the Patiowell 6-Piece Wicker Outdoor Sectional Sofa with Beige Cushions and Glass Top Coffee Table. Includes parts list, step-by-step instructions, and care information.</p>
	<p>Devoko Patio Furniture Assembly Guide: Sofas, Ottoman, Coffee Table</p> <p>Step-by-step assembly instructions for Devoko patio furniture, including corner sofas, armless sofas, ottomans, and coffee tables. Features parts lists, assembly diagrams described textually, and cushion care information.</p>
	<p>6 Piece Patio Wicker Sectional Set: Use and Care Guide</p> <p>Comprehensive guide for using, assembling, and caring for your 6 Piece Patio Wicker Sectional Set to ensure longevity and optimal performance. Includes instructions on placement, weight capacity, cleaning, and maintenance.</p>
	<p>7 PCS Patio Dining Set Assembly Instructions GGOT0040</p> <p>Detailed assembly instructions for the GGOT0040 7-piece patio dining set, including parts list, hardware list, and step-by-step guidance for building the table, sofas, and ottomans.</p>
	<p>Assembly Instructions for 5-Piece Wicker Sectional Sofa Set (KF-SF325/K-2800)</p> <p>Detailed assembly instructions and general guidelines for the 5-Piece Wicker Sectional Sofa Set, model KF-SF325/K-2800. Includes parts list, step-by-step assembly diagrams, and maintenance tips.</p>