

Manuals.plus /

› RUXINGX /

› RUXINGX G62 Smart Watch Instruction Manual

RUXINGX G62

RUXINGX G62 Smart Watch Instruction Manual

Model: G62

1. INTRODUCTION

This manual provides essential information for the safe and effective operation of your RUXINGX G62 Smart Watch. Please read it thoroughly before use and retain it for future reference. The RUXINGX G62 Smart Watch is designed to be compatible with both iOS 9.0+ and Android 6.0+ smartphones, offering a wide range of features including health monitoring, fitness tracking, and smart notifications.

2. WHAT'S IN THE BOX

- RUXINGX G62 Smart Watch (1.85" HD touchscreen)
- Silicone Strap (pre-attached)
- Additional Strap (e.g., Milanese loop, depending on variant)
- Charging Cable (USB-A)
- User Manual

24/7 Health Track Companion



Image: RUXINGX G62 Smart Watch with silicone strap, additional strap, and charging cable in its packaging.

3. SETUP

3.1. Charging the Device

Before initial use, fully charge your smartwatch. Connect the magnetic charging cable to the charging points on the back of the watch and plug the USB-A end into a compatible power adapter (not included). A full charge takes approximately 2.5 hours.

3.2. App Installation and Pairing

1. Scan the QR code provided in the manual or on the watch screen to download the **FitCloudPro** app from

- your smartphone's app store.
2. Open the FitCloudPro app and follow the on-screen instructions to create an account and set up your profile.
 3. Enable Bluetooth on your smartphone.
 4. In the FitCloudPro app, navigate to the device section and search for your RUXINGX G62 Smart Watch. Select it to pair.
 5. Confirm the pairing request on both your smartphone and the smartwatch.

3.3. Ensuring Continuous Notifications and Data Sync

To receive continuous notifications and ensure data synchronization, the FitCloudPro app must be running in the background on your smartphone.

- **For iPhone Users:** Go to Settings > General > Select Background App Refresh > Find FitCloudPro and ENABLE.
- **For Android Users:** Open Settings > Apps > FitCloudPro > Select Battery (or Power Management) > Choose "Don't optimize" or "Unrestricted" (This prevents the system from stopping the app).

Keep FitCloudPro Running in Background (for continuous notifications & data sync)

FOR IPHONE USERS:

Go to Settings > General>Select Background App Refresh>Find FitCloudPro and ENABLE.

FOR ANDROID USERS:

Open Settings > Apps > FitCloudPro>Select Battery (or Power Management)>Choose "Don' t optimize" or "Unrestricted"(Prevents system from stopping the app)

Image: Screenshot illustrating app settings for background refresh on a smartphone, crucial for continuous notifications and data synchronization.

4. OPERATING INSTRUCTIONS

4.1. Navigation

The RUXINGX G62 Smart Watch features a 1.85" HD touchscreen for intuitive navigation. Swipe left, right, up, or down to access different menus and features. The side button can be used to return to the home screen or access the app list.

4.2. Bluetooth Calls & Smart Notifications

Once paired with your smartphone, you can answer calls directly from your wrist using the watch's built-in HD audio. The watch also provides instant alerts for texts, emails, and social media apps (e.g., WhatsApp, Facebook, Instagram, Twitter). Text replies are not supported directly from the watch.

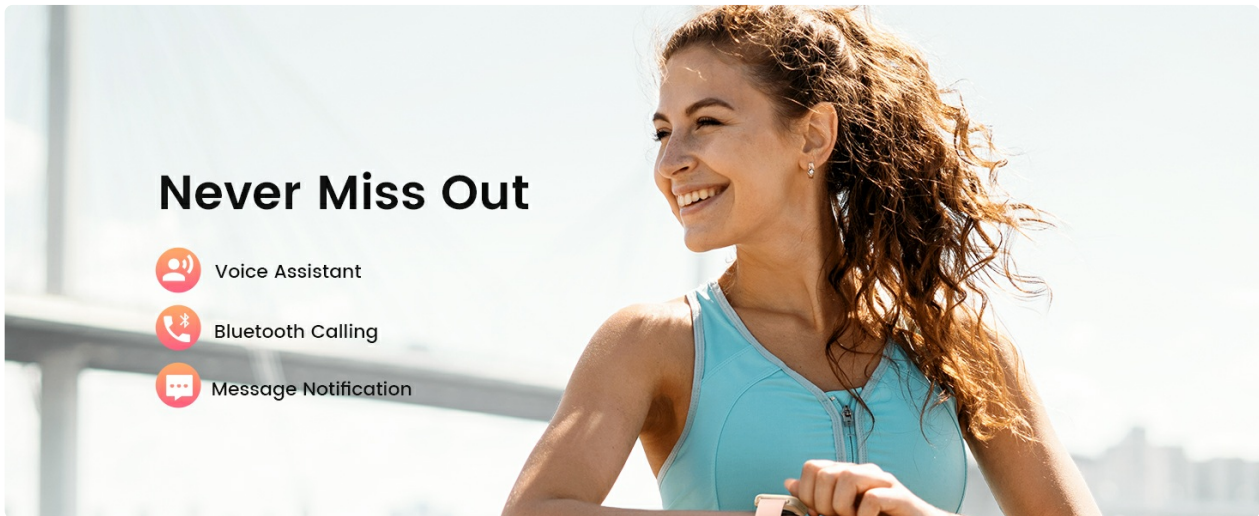


Image: The RUXINGX G62 Smart Watch displaying an incoming call and various social media app notifications, demonstrating its communication features.

4.3. Smart Assistant Features

The watch includes several smart assistant functions to simplify your day:

- **Music Control:** Control music playback on your smartphone.
- **Remote Camera:** Take photos remotely from your phone.
- **Reminders:** Set custom reminders.
- **Weather:** Check current weather conditions.
- **Menstrual Cycle Tracking:** For female users, track menstrual cycles.
- **Sedentary Alerts:** Receive alerts to encourage movement during long periods of inactivity.

5. HEALTH TRACKING FEATURES

The RUXINGX G62 Smart Watch offers comprehensive 24/7 health monitoring capabilities:

- **Heart Rate Monitoring:** Continuously tracks your heart rate.
- **Blood Oxygen (SpO2) Monitoring:** Measures your blood oxygen saturation levels.
- **Sleep Monitoring:** Tracks sleep stages (deep, light, REM) and provides insights into sleep quality. *Note: Sleep data is recorded between 9:30 PM and 12:00 PM; irregular sleep times may affect accuracy.*
- **Blood Pressure Monitoring:** Provides blood pressure readings.
- **Breathing Training:** Guided breathing exercises for relaxation.

RUXINGX SMART WATCH GIFTS FOR LOVE



Image: The RUXINGX G62 Smart Watch showing real-time data for heart rate, blood oxygen, and blood pressure, highlighting its 24/7 health tracking capabilities.

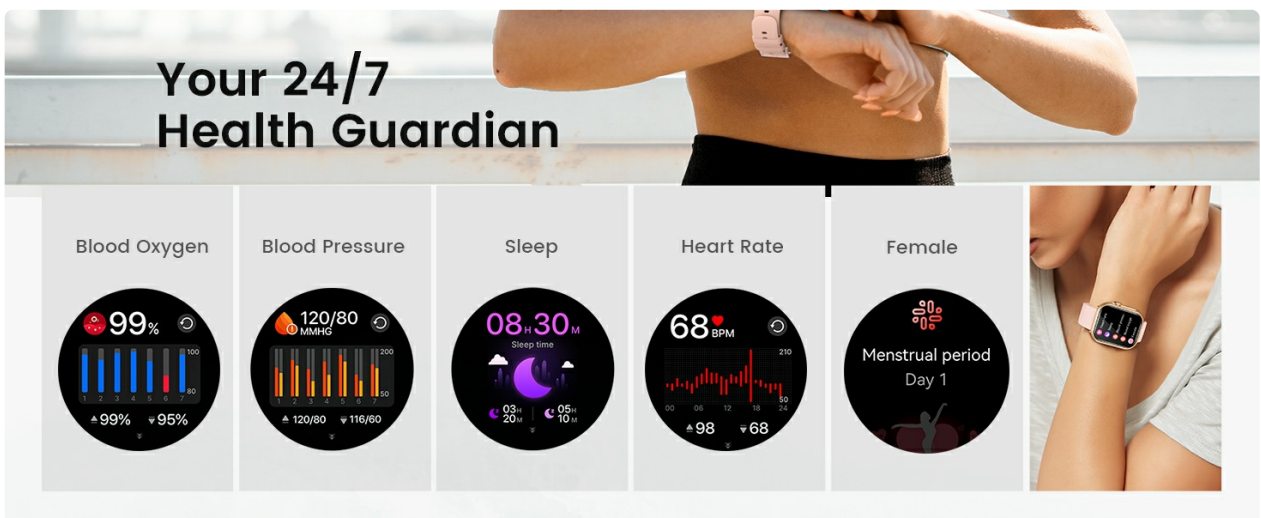


Image: The RUXINGX G62 Smart Watch displaying detailed sleep monitoring data, including sleep duration and light/deep sleep phases.

6. SPORTS MODES & WATER RESISTANCE

The G62 Smart Watch supports over 120 sports modes, allowing you to accurately track various activities. When connected to your phone, it can utilize GPS for outdoor activity tracking. It measures steps, calories burned, distance, and duration.

The watch has a **5ATM waterproof rating**, meaning it is suitable for swimming, showering, and can withstand sweat. It is not recommended for deep-water diving or exposure to corrosive liquids like hot water or tea.

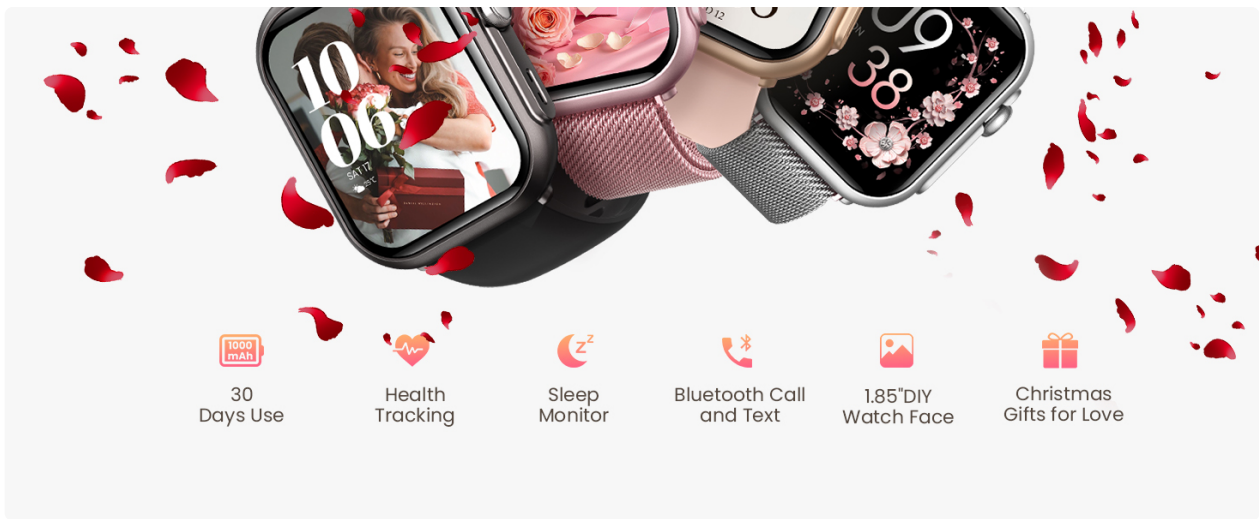


Image: The RUXINGX G62 Smart Watch showcasing its diverse sports modes and tracking capabilities for calories, steps, and distance.

7. CUSTOMIZATION

Personalize your RUXINGX G62 Smart Watch with over 300 customizable watch faces available through the FitCloudPro app. You can also upload your own photos to create unique watch faces. The 1.85" HD display offers adjustable brightness for optimal visibility in various lighting conditions.



Image: The RUXINGX G62 Smart Watch demonstrating a selection of its 300+ customizable watch faces, including options to upload personal photos.

8. BATTERY LIFE & CHARGING

The RUXINGX G62 Smart Watch is equipped with a 1000mAh battery, providing up to 30 days of use on a single charge and up to 100 days in standby mode. A full charge takes approximately 2.5 hours.

Video: This video demonstrates the RUXINGX G62 Smart Watch's features, including its 30-day battery life, heart rate monitoring, and sleep tracking capabilities.

9. MAINTENANCE

9.1. Cleaning

Regularly clean your smartwatch and straps with a soft, dry cloth. If necessary, use a slightly damp cloth with

mild soap and water, then dry thoroughly.

9.2. Water Resistance

While the watch is 5ATM waterproof, avoid prolonged submersion in water, especially hot water, and exposure to chemicals or detergents, which can degrade the seals.

9.3. Storage

Store the watch in a cool, dry place when not in use. Avoid extreme temperatures.

10. TROUBLESHOOTING

- **Watch not turning on:** Ensure the watch is fully charged.
- **Cannot pair with phone:** Make sure Bluetooth is enabled on your phone and the FitCloudPro app is open. Try restarting both devices.
- **Notifications not received:** Verify that FitCloudPro app is running in the background and notification permissions are granted in your phone's settings (refer to Section 3.3).
- **Inaccurate health data:** Ensure the watch is worn snugly on your wrist, not too tight or too loose. Avoid excessive movement during measurements.
- **Short battery life:** Reduce screen brightness, disable unnecessary notifications, and limit continuous heart rate monitoring if not needed.

11. SPECIFICATIONS

Feature	Specification
Model Number	G62
Screen Size	1.85 Inches
Operating System Compatibility	iOS 9.0+ and Android 6.0+
Battery Capacity	1000 Milliamp Hours
Battery Life	Up to 30 days (normal use), 100 days (standby)
Charging Time	Approx. 2.5 hours
Water Resistance	5ATM
Connectivity	Bluetooth
Memory Storage Capacity	128 MB
Item Weight	5 ounces
Package Dimensions	10.91 x 3.58 x 0.75 inches



Image: Diagram illustrating the physical dimensions of the RUXINGX G62 Smart Watch and its included straps.

12. WARRANTY & SUPPORT

Your RUXINGX G62 Smart Watch comes with a **2-year warranty**. RUXINGX offers 24/7 customer support and lifetime software updates to ensure your watch remains up-to-date with the latest features and improvements. For support, please refer to the contact information provided in your product packaging or visit the official RUXINGX website.