



Manuals.plus /

› Moen /

› Moen Genta LX BH3886BZG 6.8-Inch Wall Mounted Hand-Towel Bar Instruction Manual

Moen BH3886BZG

Moen Genta LX BH3886BZG 6.8-Inch Wall Mounted Hand-Towel Bar Instruction Manual

Model: BH3886BZG

INTRODUCTION

This manual provides detailed instructions for the installation, use, and maintenance of your Moen Genta LX BH3886BZG 6.8-Inch Wall Mounted Hand-Towel Bar. Please read these instructions carefully before beginning installation and retain them for future reference.




Image: The Moen Genta LX 6.8-inch hand-towel bar in Bronzed Gold finish, mounted on a wall.

PRODUCT FEATURES

- **Coordinating Collection:** Designed to coordinate with faucets and accessories in the Genta LX Collection.
- **Easy Installation:** Includes necessary Allen wrench and hardware kit with step-by-step instructions.
- **Unique Flair:** Bronzed Gold finish adds unique flair and warmth to your bathroom.
- **Intelligent Design:** Towel bar length fits standard hand towel dimensions.
- **ADA Compliant:** Complies with Americans with Disabilities Act (ADA) specifications.
- **Built to Last:** Backed by Moen's Limited Warranty.

WHAT'S INCLUDED

- 6.8 inch towel bar
- Allen wrench
- Hardware kit
- Step-by-step instructions

INSTALLATION

Follow the included step-by-step instructions and use the provided hardware for secure mounting. Ensure the mounting surface is suitable for the installation.

Installation Video Guide

Your browser does not support the video tag.

Video: A detailed guide demonstrating the installation process for a Moen Genta towel bar and towel ring. This video shows how to use the template, drill holes, insert anchors, and secure the mounting brackets and the towel bar itself.

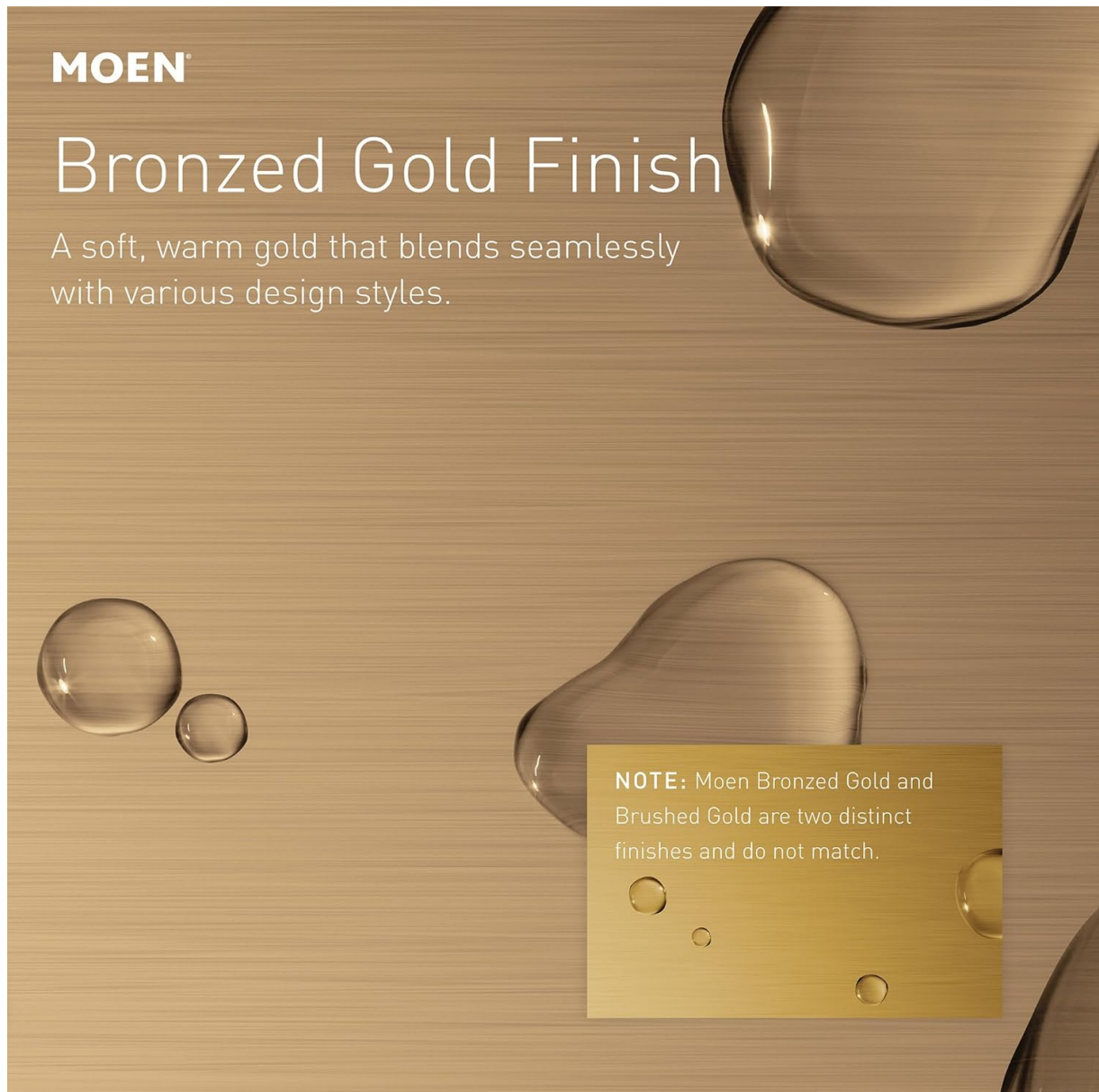


Image: A Moen Genta LX hand-towel bar with a light blue hand towel draped over it, showcasing its functional use in a bathroom setting.

OPERATING INSTRUCTIONS

Once securely installed, the Moen Genta LX Hand-Towel Bar is ready for use. Simply drape your hand towel over the bar. The design ensures towels hang neatly and dry efficiently.

CARE AND MAINTENANCE

To maintain the finish and appearance of your towel bar, follow these guidelines:

- Clean regularly with a soft, damp cloth.
- Avoid abrasive cleaners, harsh chemicals, or scouring pads, as these can damage the finish.
- Wipe dry after cleaning to prevent water spots.

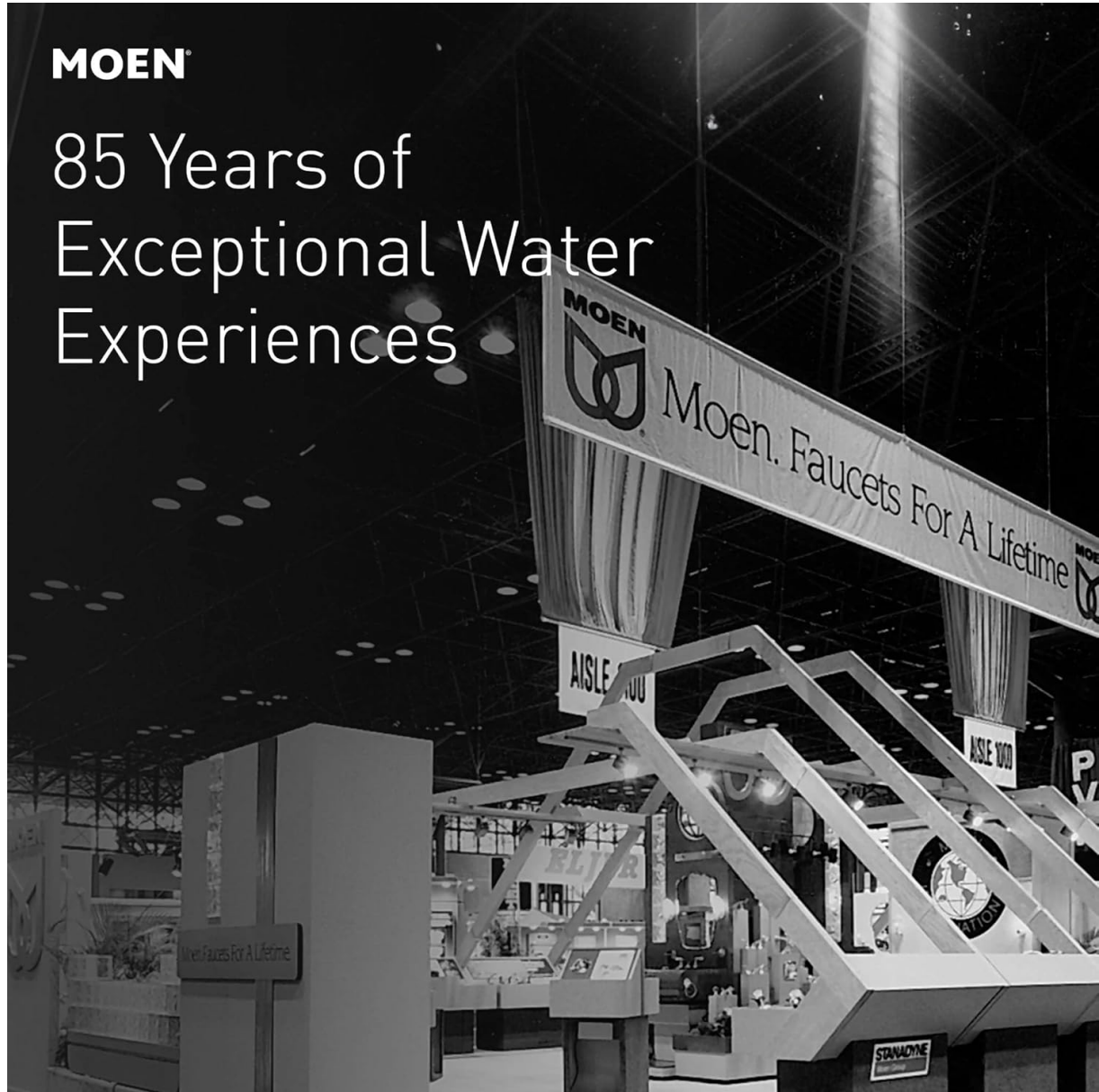


Image: A close-up view of the Bronzed Gold finish on the Moen Genta LX towel bar, highlighting its smooth texture and color.

TROUBLESHOOTING

If you encounter any issues with your towel bar, consider the following:

- **Loose Bar:** If the bar feels loose, check the set screws located on the underside of the mounting posts. Tighten them gently with the provided Allen wrench.
- **Wobbly Mount:** If the entire fixture feels wobbly, the mounting hardware may not be securely fastened to the wall. Re-check the anchors and screws as per the installation instructions.

SPECIFICATIONS

Attribute	Value
Model Number	BH3886BZG
Brand	Moen
Color	Bronzed Gold
Material	Zinc
Finish Type	Bronzed Gold
Shape	Straight
Item Weight	8 ounces
UPC	034584043221
ADA Compliant	Yes

WARRANTY

This Moen product is backed by Moen's Limited Lifetime Warranty. For specific terms and conditions, please refer to the warranty information included with your product or visit the official Moen website.

SUPPORT

For further assistance, technical support, or to inquire about replacement parts, please contact Moen customer service directly. Contact information can typically be found on the product packaging or the official Moen website.