

## Manuals+

[Q & A](#) | [Deep Search](#) | [Upload](#)

manuals.plus /

› [SUNKTA](#) /

› [SUNKTA Smart Watch EF18-A Instruction Manual](#)

## SUNKTA EF18-A

# SUNKTA Smart Watch EF18-A Instruction Manual

Model: EF18-A

### 1. INTRODUCTION

This manual provides essential information for the setup, operation, and maintenance of your SUNKTA Smart Watch EF18-A. Please read it thoroughly to ensure proper usage and to maximize your device's capabilities. This smartwatch is designed for men, featuring a 1.7-inch HD display, 1000mAh battery, LED flashlight, and comprehensive fitness tracking functions. It is compatible with both Android and iOS smartphones.

### 2. WHAT'S IN THE BOX

- Smartwatch × 1
- Stainless steel strap × 1
- Silicone strap × 1
- Magnetic charger × 1
- 2-year warranty card × 1

### 3. PRODUCT OVERVIEW

The SUNKTA Smart Watch EF18-A features a robust design with a 1.7-inch HD full-color touchscreen display. It includes physical buttons on the side for navigation and quick access to functions. The back of the watch houses advanced sensors for health monitoring and magnetic charging contacts.



**Figure 1:** Main view of the SUNKTA Smart Watch EF18-A. This image displays the watch face and the overall aesthetic of the device.

# 1.7 Inch Ultra HD Display



Colour Accuracy



360\*360 Pixel



Full touch screen



1.7"  
Screen



VS



1.43"  
Screen

Figure 2: Close-up of the 1.7-inch Ultra HD Display, highlighting its vibrant colors and sharp resolution. The image also compares its size to other smartwatches.

# Military-Grade Quality



Figure 3: Depiction of the smartwatch's military-grade quality, showcasing its robust stainless steel metal casing and resistance to extreme conditions.

## 4. SETUP

### 4.1 Charging the Smartwatch

Before initial use, fully charge your smartwatch. The device is equipped with a 1000mAh high-capacity battery. A full charge takes approximately 2 hours and provides up to 30 days of daily use or 100 days of standby time.

1. Connect the magnetic charger to the charging contacts on the back of the smartwatch.
2. Plug the USB end of the charger into a compatible USB power adapter (not included).
3. The watch display will show the charging progress.

# 1000mAh Large Capacity Battery

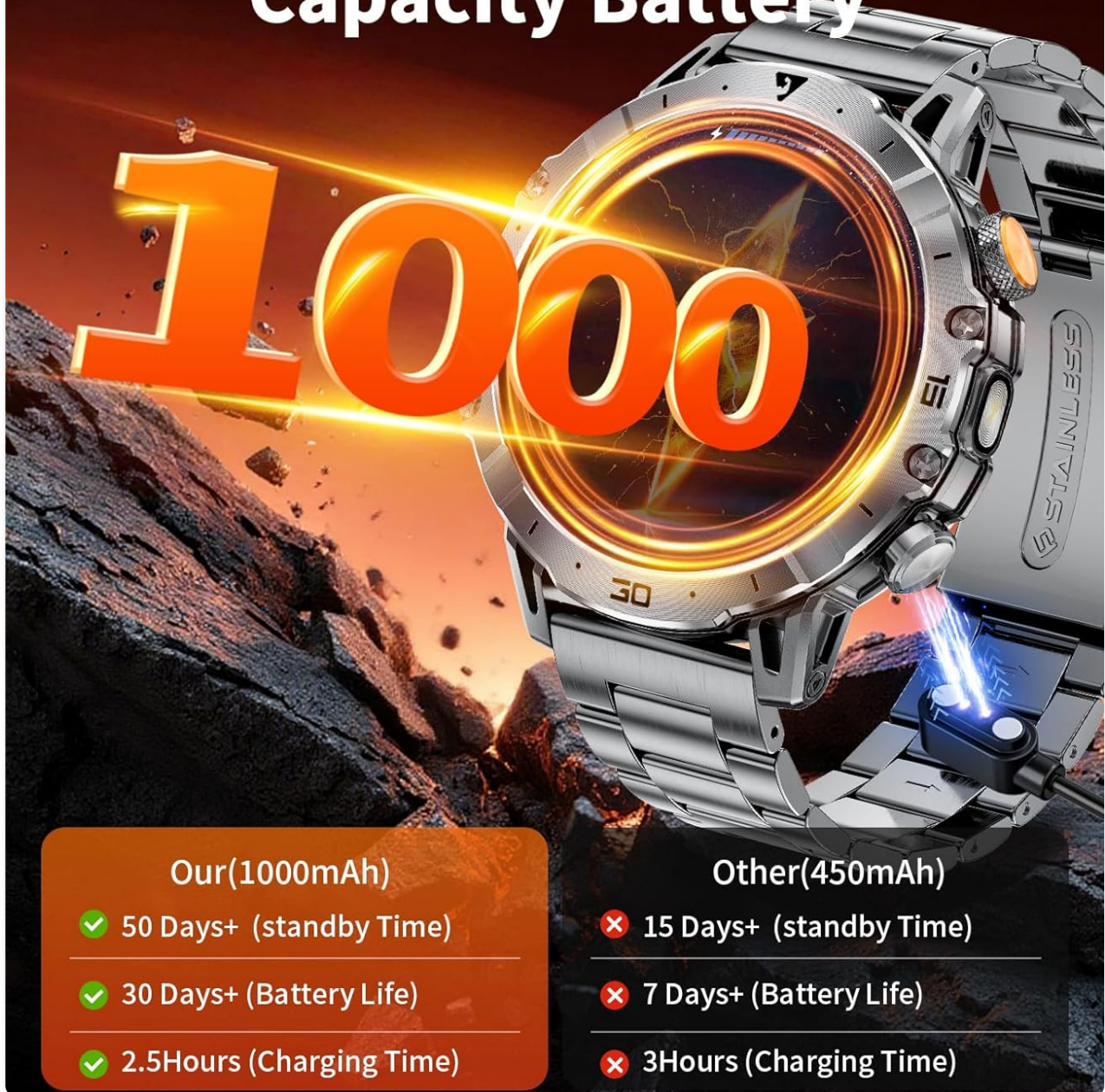


Figure 4: Visual representation of the smartwatch's 1000mAh battery capacity and charging process. The image highlights the long battery life compared to other devices.

## 4.2 App Installation and Pairing

To unlock the full potential of your SUNKTA Smart Watch, download and install the 'FitCloudPro' app on your smartphone.

1. Scan the QR code provided in the user manual or search for 'FitCloudPro' in the App Store (iOS) or Google Play (Android).
2. Install the app on your smartphone.
3. Enable Bluetooth on your smartphone.
4. Open the 'FitCloudPro' app and follow the on-screen instructions to find and pair with your smartwatch (model EF18-A).
5. Allow the smartwatch to display notifications and enable Bluetooth call functionality within the app settings.

# Blood Oxygen Monitor

Automatically detect and record your blood oxygen saturation to better understand your physical condition.

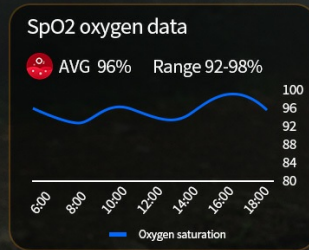


Figure 5: Step-by-step guide on how to connect the smartwatch to your smartphone using the FitCloudPro app, including enabling Bluetooth and managing notifications.

## 5. OPERATING THE SMARTWATCH

The smartwatch features a full touch screen for intuitive navigation:

- **Swipe Up/Down:** Scroll through menus and notifications.
- **Swipe Left/Right:** Access quick functions or different data screens.
- **Tap:** Select an item or confirm an action.
- **Press Side Buttons:** Navigate back, access the main menu, or activate specific functions like the LED flashlight.

## 6. KEY FEATURES

### 6.1 Bluetooth Calls & Voice Assistant

Stay connected directly from your wrist. The smartwatch supports Bluetooth calls and integrates a voice assistant.

- Make and receive phone calls directly from the watch.
- View call logs and manage contacts.
- Receive message alerts from your smartphone.
- Utilize the advanced voice assistant for various tasks.

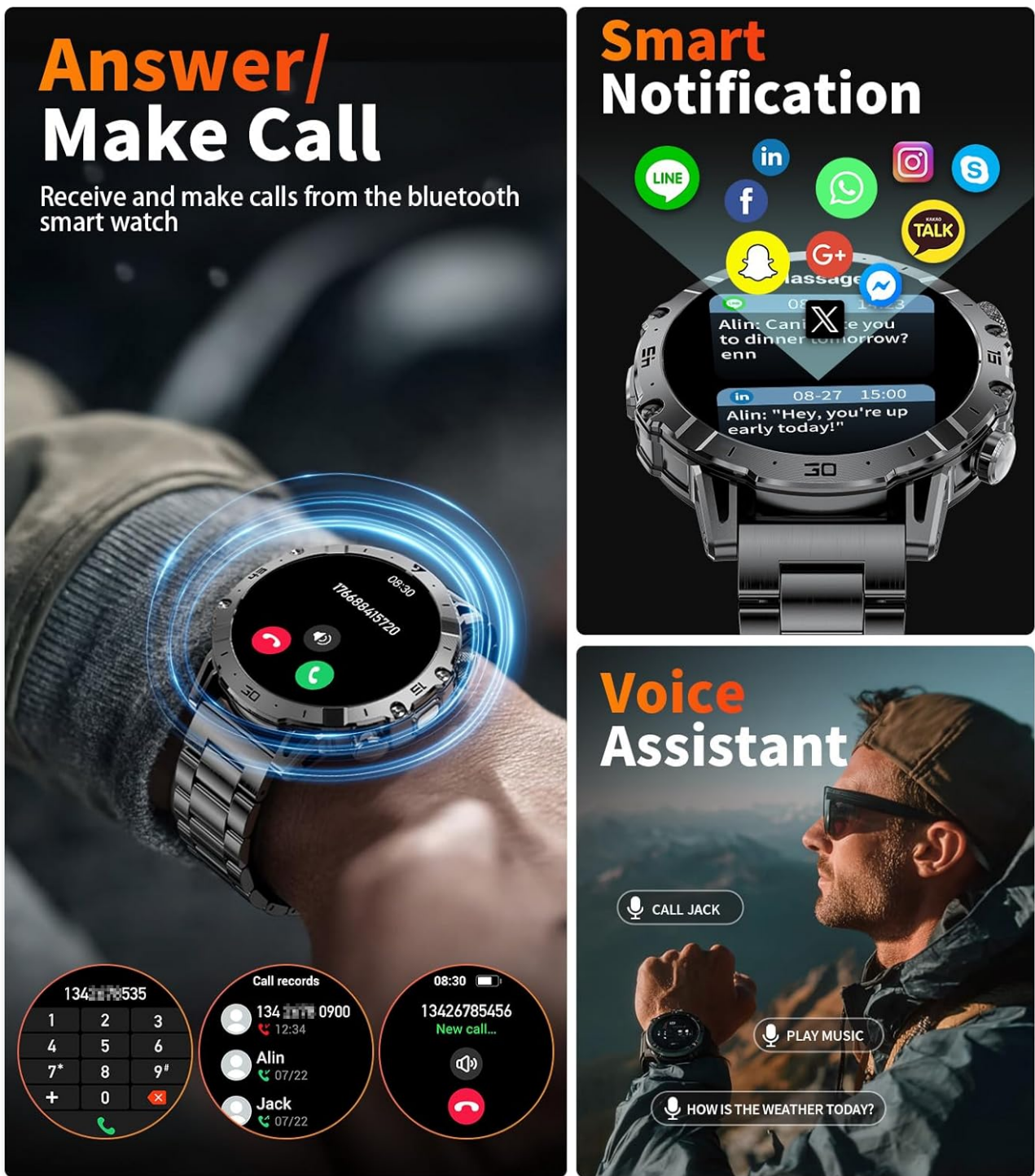


Figure 6: Illustration of the smartwatch's Bluetooth call functionality, smart notifications, and voice assistant features.

## 6.2 Smart Health Monitoring

Your 24/7 health guardian, equipped with advanced sensors for real-time health tracking.

- Monitors heart rate and stress levels continuously.
- Provides comprehensive sleep quality analysis (deep sleep, light sleep, REM phases).
- View detailed health reports via the app to build healthier habits.

# Smart Health Monitoring



Heart Rte



Blood oxygen



Sleep



Pressure

Figure 7: Display of the smartwatch's smart health monitoring capabilities, including heart rate, blood oxygen, and sleep tracking.

## 6.3 100+ Sports Modes & IP68 Waterproof

Track your activities with precision across a wide range of sports, even in wet conditions.

- Offers over 100 sports modes (running, cycling, gym workouts, rock climbing, etc.).
- Records real-time metrics: heart rate, step distance, speed, and calories burned.
- IP68 waterproof rating allows for worry-free use during rainy days, handwashing, or sweating.

# 114 Sports Modes

- 14500 Steps
- 148 Kcal
- 122 BPM
- 10.21 KM



- Stationary State
- Walking
- Running
- Cycling
- Elliptical Trainer
- Rowing Machine

Figure 8: The smartwatch displaying various sports modes and activity tracking features, with a user cycling in the background.

## 6.4 LED Flashlight

A powerful built-in LED flashlight for emergencies or low-light situations.

- Three lighting modes: bright light, flash, and SOS.
- Offers a 6-12m illumination range.

# Powerful LED Flashlight

Your Light, Always Within Reach.



**Figure 9:** The smartwatch's powerful LED flashlight feature, useful for outdoor activities at night, power outages, or finding things in the dark.

## 6.5 Customizable Watch Faces

Personalize your smartwatch with a variety of watch faces.

- Choose from over 100 unique online watch faces.
- Customize watch faces using your own photos.

## 200+ Exquisite online UI

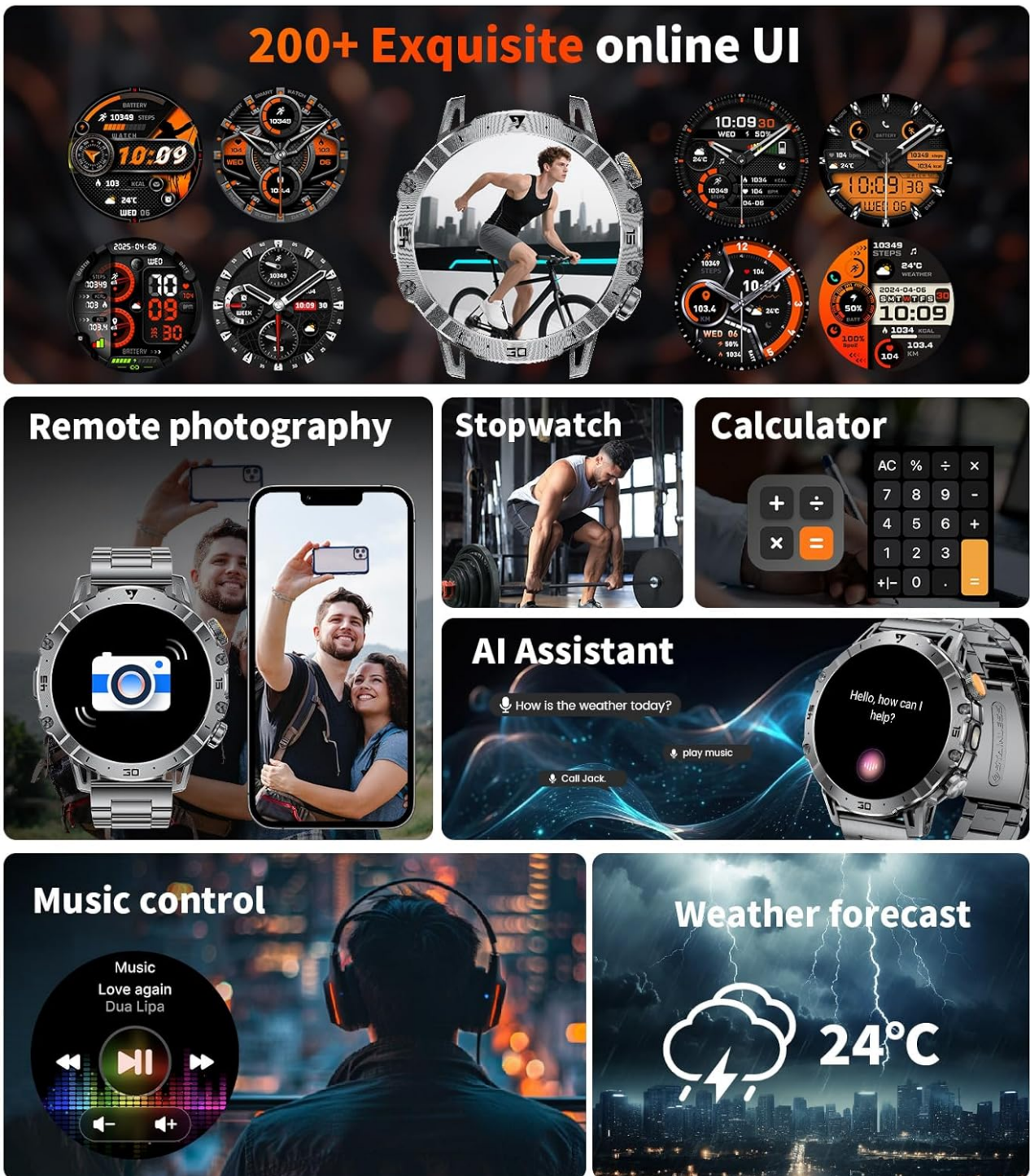


Figure 10: A collage showcasing over 200 exquisite online UI options and various smartwatch functions like remote photography, stopwatch, calculator, and weather forecast.

### 6.6 Other Functions

The smartwatch offers a range of additional convenient features:

- Weather forecasts
- Music and camera controls
- Alarms, stopwatch, timer, calculator
- Sedentary reminders
- Phone-finding function

## 7. MAINTENANCE & CARE

To ensure the longevity and optimal performance of your smartwatch, follow these care instructions:

- The device has an IP68 waterproof rating, making it resistant to dust and submersion in water up to 1.5 meters for 30 minutes. It is suitable for daily activities like handwashing and use in rain.
- Avoid prolonged exposure to hot water, steam, or high-pressure water jets.
- Clean the watch regularly with a soft, dry cloth.
- Avoid using harsh chemicals or abrasive materials for cleaning.

## 8. TROUBLESHOOTING

If you encounter issues with your smartwatch, try the following steps:

- **Connectivity Issues:** Ensure Bluetooth is enabled on your smartphone and the watch is within range. Try unpairing and re-pairing the device through the 'FitCloudPro' app.
- **Display Not Turning On:** Ensure the watch is sufficiently charged. Connect it to the magnetic charger for at least 15 minutes.
- **Inaccurate Health Data:** Ensure the watch is worn snugly on your wrist. Avoid excessive movement during measurements.
- **Notifications Not Received:** Check app permissions on your smartphone to ensure 'FitCloudPro' has access to notifications. Verify that notifications are enabled within the app settings.

## 9. SPECIFICATIONS

Feature	Detail
Model Number	EF18-A
Brand	SUNKTA
Screen Size	1.7 Inches
Battery Capacity	1000 mAh
Operating System	Android/iOS
Connectivity	Bluetooth
Waterproof Rating	IP68
Item Weight	10.5 ounces
Memory Storage Capacity	128 MB
RAM Memory Installed Size	128 MB

## 10. WARRANTY AND SUPPORT

SUNKTA offers a 2-year customer service warranty for your smartwatch. If you have any questions about usage, troubleshooting, or warranty claims, please feel free to contact us. We are committed to providing top-notch service and support.

## 11. OFFICIAL PRODUCT VIDEOS

Watch these official videos from the seller for more information on your SUNKTA Smart Watch EF18-A:

- **Men's Smart watch Bluetooth Connection EF18**

Your browser does not support the video tag.

This video demonstrates the Bluetooth connection process and call functionality of the EF18 smartwatch.

- **SUNKTA Smart watch Unboxing Video EF18**

Your browser does not support the video tag.

An unboxing video showing the contents of the SUNKTA Smart Watch EF18 package.

- **SUNKTA Smart watch for men EF18**

Your browser does not support the video tag.

A general overview video highlighting key features of the SUNKTA Smart Watch EF18 for men.

- **1.7-inch Military Smart watch for men EF18**

Your browser does not support the video tag.

This video focuses on the 1.7-inch display and military-grade features of the EF18 smartwatch.

- **Military smart watch for men EF18**

Your browser does not support the video tag.

A concise video showcasing the military features and design of the EF18 smartwatch.

- **Smart Watches for Men-1.6 inch amoled**

Your browser does not support the video tag.

This video provides a general overview of the smartwatch's features, emphasizing its display.

- **Men's Smart watch Unboxing SML6**

Your browser does not support the video tag.

An unboxing video for a men's smartwatch, showing the initial package contents.