

HP Pavilion

HP 15.6-inch Laptop User Manual

Model: Pavilion

1. INTRODUCTION

Thank you for choosing the HP 15.6-inch Laptop. This manual provides essential information for setting up, operating, and maintaining your new device. Designed for everyday needs, this laptop combines performance with a user-friendly experience.



The HP 15.6-inch laptop in silver, showcasing its sleek design when closed.

2. SETUP

2.1 Initial Power On

1. **Connect Power:** Plug the AC smart pin adapter into the laptop's power port and then into a wall outlet.
2. **Open Laptop:** Gently lift the display lid.
3. **Power On:** Press the power button, usually located on the keyboard deck.
4. **Windows Setup:** Follow the on-screen instructions to complete the Windows 11 Professional setup. This includes selecting your region, language, connecting to Wi-Fi, and creating a user account.

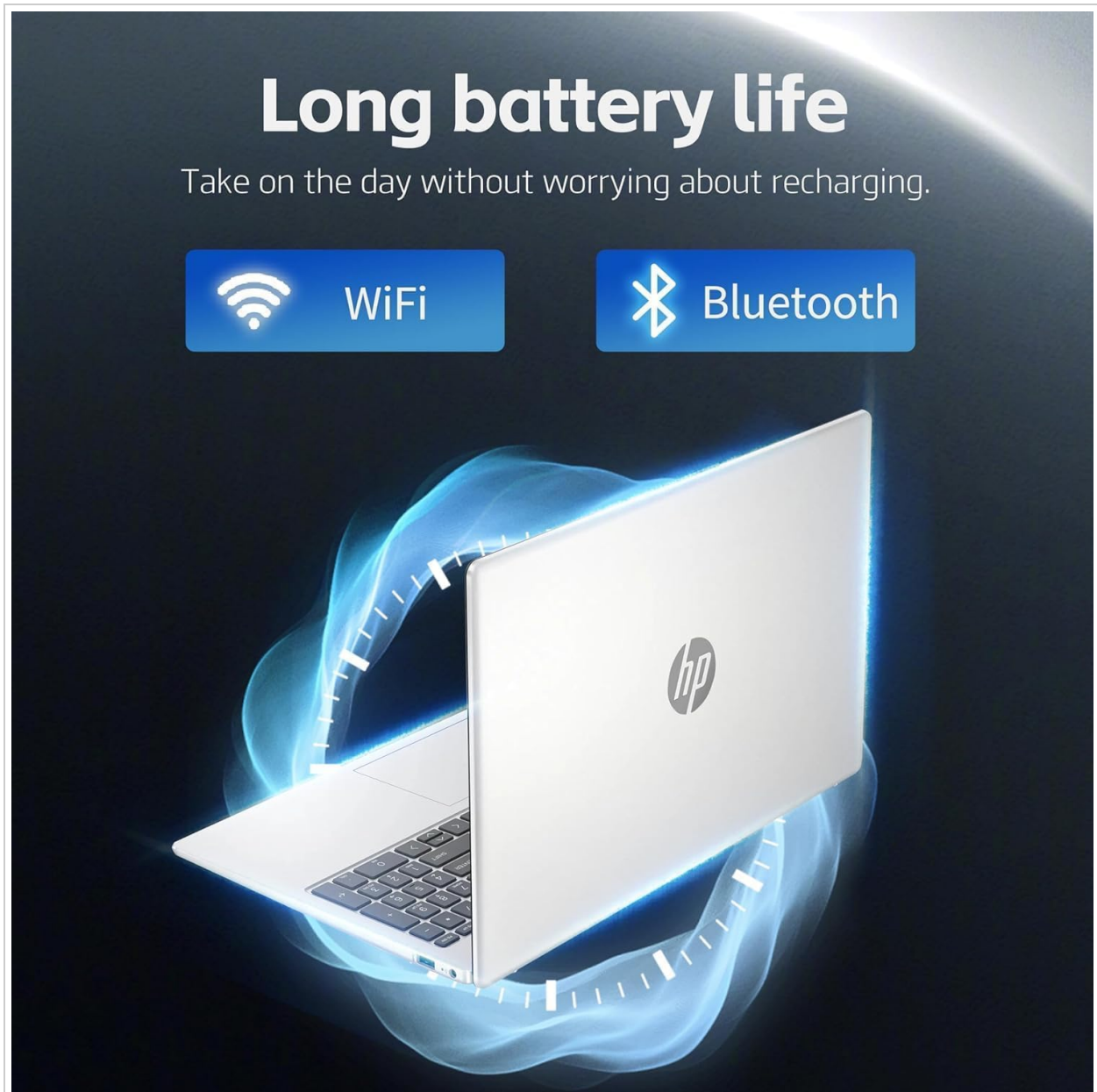
2.2 Microsoft Office Activation

To receive your Microsoft Office license key, please contact the seller with your Amazon Order ID. Full instructions for activation are included in the package.

3. FEATURES OVERVIEW

3.1 Display

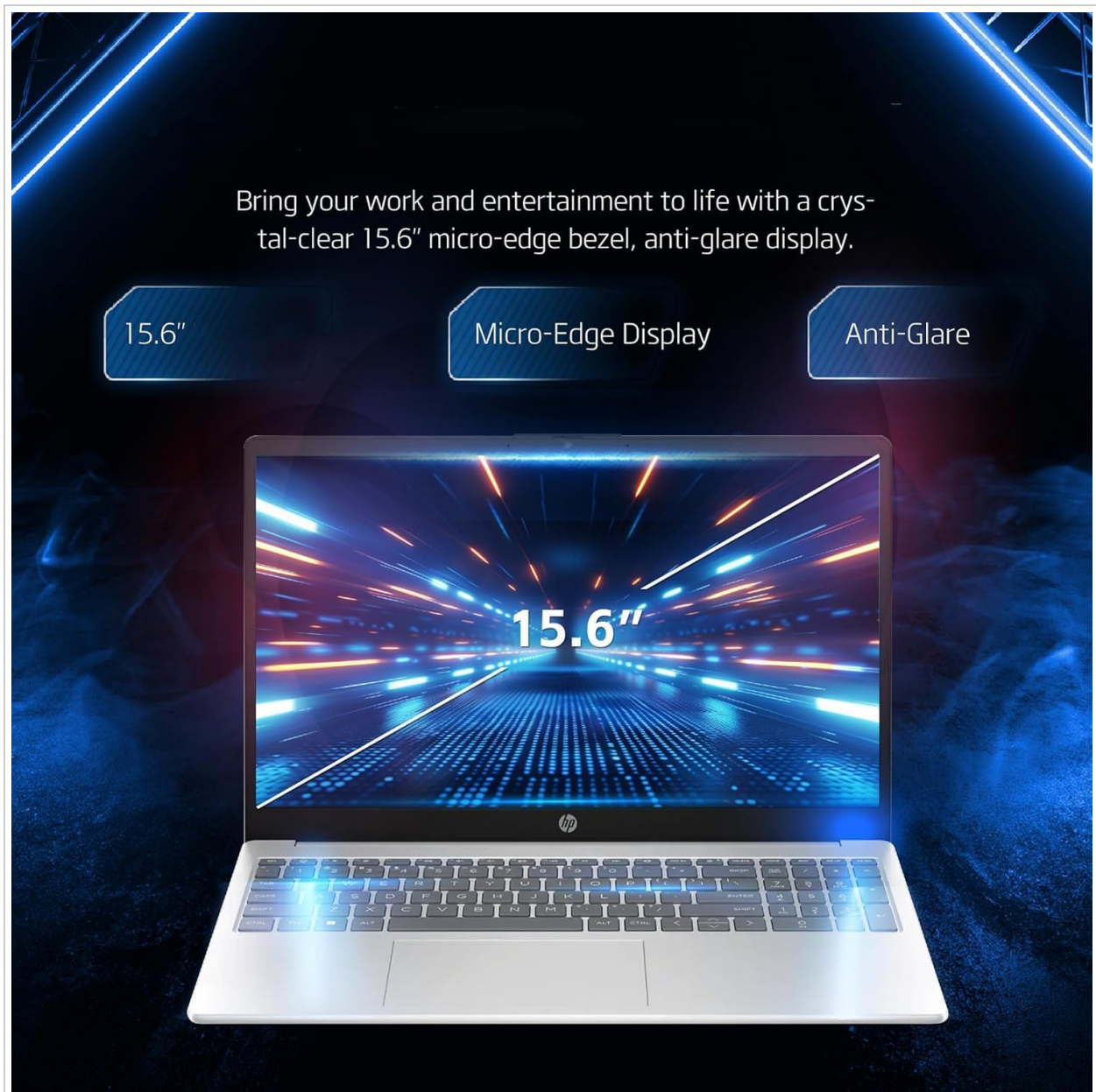
Your laptop features a **15.6-inch diagonal, touch, IPS, micro-edge, BrightView display** with 250 nits brightness and 45% NTSC color gamut. The thin bezel design provides a comfortable viewing space.



A close-up of the laptop's 15.6-inch micro-edge, anti-glare display, emphasizing its visual clarity.

3.2 Keyboard and Touchpad

The laptop is equipped with a **full-size, soft grey keyboard** including a numeric keypad for comfortable typing. The multi-touch touchpad allows for intuitive navigation.



Detailed view of the laptop's input features, including the 720p HD webcam, full-size numeric keypad, and responsive multi-touch touchpad.

3.3 Webcam and Audio

A **HP True Vision 720p HD camera** with temporal noise reduction and integrated dual array digital microphones is built-in for clear video calls. HD Audio with stereo speakers provides quality sound.

3.4 Ports and Connectivity

The laptop offers various ports for versatile connectivity:

- 1 x Multi-format SD media card reader
- 1 x USB Type-C 5Gbps signaling rate (supports data transfer only)
- 1 x HDMI 1.4b
- 1 x Headphone / microphone combo jack
- 2 x USB Type-A 5Gbps signaling rate
- 1 x AC smart pin (for power)

For wireless connectivity, it includes **MediaTek Wi-Fi 6E MT7902 (1x1)** and **Bluetooth 5.3**



An illustration of the laptop's side ports, including HDMI, USB Type-A, USB Type-C for data transfer, headphone/microphone combo jack, and the AC smart pin for power.

4. OPERATING YOUR LAPTOP


4.1 Basic Usage

Your HP laptop runs on **Windows 11 Professional English 64bit**, providing a familiar and efficient operating environment for remote work, online learning, and personal projects.

4.2 Battery Management

The laptop is designed for long battery life, allowing you to work throughout the day without constant recharging.

Ports & Connectivity



The laptop is shown with icons representing its long battery life, Wi-Fi, and Bluetooth connectivity features.

4.3 Brightness and Display Settings

Adjust screen brightness via the Windows Action Center or keyboard function keys to suit your environment and conserve battery. Night Light mode can be enabled for reduced eye strain during evening use.

4.4 Performance Overview (Video)

Watch this video for a quick overview of the HP 15.6-inch laptop's physical design, keyboard, and available ports, highlighting its fast everyday performance.

Your browser does not support the video tag.

Video: A seller-provided overview of the HP 15.6-inch laptop, demonstrating its features and design.

5. MAINTENANCE

- **Cleaning:** Use a soft, lint-free cloth to clean the screen and exterior. Avoid harsh chemicals.
- **Software Updates:** Regularly update Windows and drivers to ensure optimal performance and security.

- **Storage Management:** Periodically clear unnecessary files to maintain 512GB PCIe SSD performance.

6. TROUBLESHOOTING

6.1 Common Issues

- **No Power:** Ensure the AC adapter is securely connected to both the laptop and a working power outlet.
- **Slow Performance:** Close unnecessary applications, check for background updates, or restart the laptop.
- **Wi-Fi Connectivity:** Verify Wi-Fi is enabled in Windows settings and restart your router if issues persist.

For more complex issues, refer to the HP support website or contact customer service.

7. SPECIFICATIONS

Component	Detail
Processor	Intel N100 CPU (up to 3.4 GHz, 4 cores, 4 threads)
Graphics	Intel Iris Xe Graphics
Operating System	Windows 11 Pro English 64bit
Memory (RAM)	16 GB DDR4
Storage	512GB PCIe SSD
Display	15.6-inch diagonal, touch, IPS, micro-edge, BrightView, 250 nits, 45% NTSC (1920x1080 pixels)
Connectivity	Wi-Fi 6E (MediaTek MT7902), Bluetooth 5.3
Ports	1x SD card reader, 1x USB Type-C (data only), 1x HDMI 1.4b, 1x Headphone/mic combo, 2x USB Type-A, 1x AC smart pin
Audio	HD Audio with stereo speakers
Webcam	HP True Vision 720p HD camera with temporal noise reduction and integrated dual array digital microphones
Keyboard	US English, Full Size Keyboard with numeric keypad
Color	Silver
Dimensions (LxWxH)	14.11 x 9.53 x 0.71 inches
Weight	3.75 lbs

8. WARRANTY AND SUPPORT

For warranty information and technical support, please refer to the documentation included with your product or visit the official HP support website. Remember to register your product to receive timely updates and

assistance.