



[Manuals.plus](#) /

> [Bedsure](#) /

> Bedsure SupportMax™ XL Pro Orthopedic Dog Bed Instruction Manual

## Bedsure SupportMax™ XL Pro

# Bedsure SupportMax™ XL Pro Orthopedic Dog Bed Instruction Manual

Model: SupportMax™ XL Pro (45"L x 32"W x 9.5"Th)

Brand: Bedsure

## INTRODUCTION

---

The Bedsure SupportMax™ XL Pro Orthopedic Dog Bed is designed to provide superior comfort and support for large and aging dogs. This manual provides essential information on assembly, features, maintenance, and specifications to ensure optimal use and longevity of your pet's bed.

### Key Features:

- **Orthopedic Support:** Features a thick, orthopedic design with plush cover, shredded foam, and an extra-padded base for joint and spine pressure relief.
- **Ultra-Comfortable Headrest:** Three supportive bolsters provide pressure relief for the head and neck, with a lowered front entry for easy access.
- **Superior Softness:** Plush sherpa material offers warmth and comfort, complementing modern home decor.
- **Waterproof & Easy Care:** The waterproof cover protects the foam from spills and accidents. It features two hidden zippers for full removability and machine-washability.
- **Pet Safe Materials:** Made with soft sherpa fleece and OEKO-TEX (24.HCN.46956) certified materials, ensuring a comfy and secure spot with a non-slip bottom.

## SETUP AND ASSEMBLY

---

Your Bedsure SupportMax™ XL Pro Orthopedic Dog Bed is vacuum-sealed for shipping. Follow these steps to properly set up the bed:

1. Remove the dog bed from its vacuum-sealed shipping box.
2. Initial dimensions may be reduced by 2-3 inches (length and width) and 2 inches (thickness) due to packaging compression.

3. Thoroughly pat down and shake the edges and center of the bed to help the foam filling recover its shape.
4. Allow 24-48 hours for the bed to fully expand to its actual product size. Your pet can use it immediately, but full rebound will take up to 48 hours.

### Assembly Guideline

**Step 1**



Remove the dog bed from the vacuum-sealed shipping box.

**Step 2**



*Initial dimensions may be reduced by 7.6cm (length and width) and 5cm (thickness) due to packaging compression. Full size recovers within 24-48 hours.*

**Step 3**



Thoroughly pat down and shake the edges and center of the bed to help the foam filling recover its shape after unpacking.

**Step 4**



After 48 hours mat will fully expand. Your pet is ready to enjoy!

Image: Visual guide for the assembly process, showing the bed expanding from its compressed state.

Video: Official Bedsure Comfy Pet video demonstrating the assembly and size guideline for the supportive dog sofa. It shows the bed unboxing and expanding.

## PRODUCT FEATURES AND BENEFITS


The Bedsure SupportMax™ XL Pro Orthopedic Dog Bed is engineered for your pet's ultimate comfort and well-being.


### Orthopedic Support for Joint Health

This bed features a thick, orthopedic design with a plush cover, sturdy shredded foam, and an extra-padded base. It is specifically designed to relieve pressure in joints and spines, making it ideal for large or aging dogs with conditions like arthritis. The pressure-relieving design evenly distributes weight, providing real support and cushioning.

### Easy Fix for Your Dog's Joint Pain

Arthritis affects 90% of dogs over the age of 7 and above, especially larger breeds. Our pressure-relieving design evenly distributes weight to ease joint and spine pain, providing real support and cushion in all the right places.





**Dr. Tannetje Crocker**  
ER Veterinarian

Image: Illustration showing how the orthopedic bed provides pressure relief for a dog's joints and spine.

### Enhanced Comfort and Headrest

The bed is thoughtfully crafted with three supportive bolsters, offering a comfortable headrest and neck support. The lowered front entry ensures effortless access for pets of all ages and sizes, reducing strain on their joints.



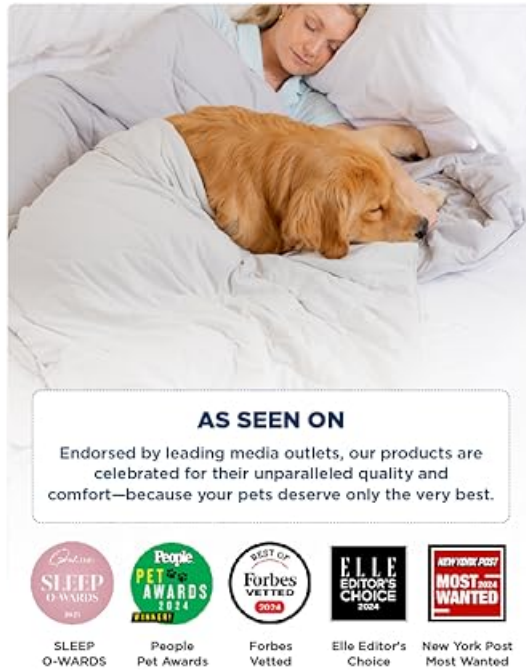
## Enhanced Comfort

A perfect blend of shredded sponge and polyester offers optimal pet comfort.

Image: Close-up view of the shredded sponge and polyester filling, highlighting the enhanced comfort it provides.

## Quality Materials and Construction

The bed features a plush sherpa material for superior softness and warmth. The optimal material mix of shredded sponge and PP polyester cradles dogs, providing even weight distribution and alleviating pressure points. A non-slip bottom ensures stability on various floor surfaces.



### AS SEEN ON

Endorsed by leading media outlets, our products are celebrated for their unparalleled quality and comfort—because your pets deserve only the very best.



SLEEP  
O-WARDS



People  
Pet Awards



Forbes  
Vetted



Elle Editor's  
Choice



New York Post  
Most Wanted

Image: Detailed view of the bed's construction, including mixed material filling, soft sherpa fabric, and a waterproof liner.



Found a dream bed for my Labrador Ranger that really holds up. I've gone through many others that flatten or sink in, but this one keeps its shape, offering real support for your pet and their joints. It's perfect for larger dogs. He's sleeping deeper and loves this Veterinary approved supportive dog bed!



— **Dr. Tannetje Crocker**  
ER Veterinarian

Image: A comparison illustrating Bedsure's optimal material mix for even weight distribution against thin, low-quality fillings that create pressure points.

## MAINTENANCE AND CARE

---

Maintaining your Bedsure SupportMax™ XL Pro Orthopedic Dog Bed is simple, thanks to its waterproof and machine-washable design.

### Washing Instructions:

1. Remove the bed's cover by unzipping the two hidden zippers located at the side and base.
2. Take out the three inner cushions and the outer side cushion.
3. Machine wash the cover directly on a gentle cycle with cold water.
4. Tumble dry on low heat or air dry to maintain fabric integrity.
5. Do not bleach or iron.



Image: Step-by-step visual instructions on how to remove the bed's cover and prepare it for washing.

Video: A seller video demonstrating the removable and washable cover feature of the Bedsure dog bed, showing how to unzip and remove the inner components for cleaning.

## SIZING GUIDE

To ensure the perfect fit for your pet, please refer to the sizing guide below. Measure your pet while they are lying down in their natural sleeping position to determine the appropriate bed size.



Image: A comprehensive size guide displaying different bed dimensions (M, L, XL, XL Pro, XL Plus) with corresponding sleeping areas and suitable pet weights.

### Bedsure SupportMax™ Dog Bed Sizes

Size	Product Dimensions (L x W x Th)	Sleeping Area	Suitable Weight
M	35"L x 25"W x 8"Th	20.75" x 17.5"	25 lbs
L	38"L x 28"W x 8.5"Th	23" x 20"	55 lbs
XL	42"L x 30"W x 9.5"Th	25" x 21"	80 lbs
XL Pro	45"L x 32"W x 9.5"Th	28" x 23"	100 lbs
XL Plus	48"L x 35"W x 10"Th	30" x 25"	120 lbs

## SPECIFICATIONS

- **Product Dimensions:** 45"L x 32"W x 9.5"Th
- **Material:** Polyester, Sherpa (Cover Material), Foam (Fill Material)
- **Color:** Grey
- **Item Shape:** Rectangular
- **Pattern:** Solid
- **Special Features:** Easy to Clean, Environmentally Friendly, Non Skid Bottom, Orthopedic, Waterproof
- **Recommended Uses:** Indoor
- **Target Species:** Dog (Breed Recommendation: Extra Large)
- **Manufacturer:** Bedsure Comfy Pet
- **ASIN:** B0FND8HGHC

## ENVIRONMENTAL INFORMATION

This Bedsure SupportMax™ XL Pro Orthopedic Dog Bed is part of the Climate Pledge Friendly initiative, featuring certifications for safer chemicals. Bedsure is committed to sustainable practices, utilizing upcycled foam in its products. Each kilogram of upcycled foam in this bed reduces 0.8kg of plastic waste and saves 1.2 kWh of energy, equivalent to one tree's yearly breath of fresh air.



Image: An infographic illustrating the environmental benefits of using upcycled foam in the dog bed, including reduced plastic waste and energy savings.

The bed is also OEKO-TEX (24.HCN.46956) certified, ensuring that it is free from harmful substances and safe for your pet. For more information on the OEKO-TEX certification, please visit [www.oeko-tex.com/v/24.HCN.46956](http://www.oeko-tex.com/v/24.HCN.46956).

## WARRANTY AND SUPPORT

---

For any questions, concerns, or support regarding your Bedsure SupportMax™ XL Pro Orthopedic Dog Bed, please contact Bedsure customer service. While specific warranty details are not provided in this manual, Bedsure typically offers support for product defects and issues. Please refer to your purchase documentation or the Bedsure official website for detailed warranty information.