

[Manuals.plus](#) /

> [TECLAST](#) /

> TECLAST ArtPad Air 11-inch Tablet User Manual

TECLAST ArtPad Air

TECLAST ArtPad Air 11-inch Tablet User Manual

Model: ArtPad Air

1. INTRODUCTION

The TECLAST ArtPad Air is an 11-inch Android 15 tablet designed for both productivity and entertainment. It features a MediaTek Helio G99 processor, a high-resolution FHD display, ample memory and storage, and advanced audio capabilities. This manual provides essential information for setting up, operating, maintaining, and troubleshooting your device.

ビジョンキャンバス


430nits | Art Vision | 80% NTSCカラー

ArtPad Airの画面は標準な16:9ディスプレイより20%広く、より大きなクリエイティブキャンバスを提供。鮮やかな「Art Vision最適化」により、視覚的に驚くほどリアルで快適な表現を実現。

20% 拡大



16:9



ArtPad Air

Figure 1.1: Front view of the TECLAST ArtPad Air tablet, showcasing its display.

Tech Power On

90Hz | Helio G99 & Mali-G57 | 20GB

RAM+128GB UFS — 滑らかなマルチタスク処理、創造性の無限の可能性。

 **90Hz**
リフレッシュレート

 **MTK G99**
オクタコア


 **20GB+128GB UFS**
大容量ストレージ



Figure 1.2: Side view of the TECLAST ArtPad Air tablet, highlighting its slim profile and button placement.

パワーと携帯性の融合

軽量設計で、どんなバッグにもすっきりと収納可能。8000mAhの大容量バッテリーが、一日中続く創作活動をサポートします。



Figure 1.3: Back view of the TECLAST ArtPad Air tablet, showing the camera module and metallic finish.

2. SETUP

2.1 Initial Charging

Before first use, fully charge your ArtPad Air tablet using the provided 18W fast charger. Connect the charger to the tablet's USB-C port and a power outlet. The charging indicator will show the charging status.

2.2 Power On/Off

- To power on: Press and hold the power button until the TECLAST logo appears.
- To power off: Press and hold the power button, then select 'Power off' from the options.
- To restart: Press and hold the power button, then select 'Restart' from the options.

2.3 SIM Card and Storage Expansion

The ArtPad Air supports dual SIM cards for 4G LTE connectivity and a TF (microSD) card for storage expansion up to 1TB.

1. Locate the SIM/TF card tray on the side of the tablet.
2. Use the provided SIM ejector tool to open the tray.
3. Carefully place your Nano-SIM cards and/or TF card into the designated slots.
4. Insert the tray back into the tablet until it clicks into place.



Figure 2.1: Illustration of SIM card insertion for 4G LTE connectivity.

2.4 Initial Android Setup

Follow the on-screen prompts to complete the initial setup, including language selection, Wi-Fi connection, Google account login, and security settings (face recognition, PIN/pattern).

3. OPERATING INSTRUCTIONS

3.1 Basic Navigation

The ArtPad Air uses a touch-sensitive display for navigation. Common gestures include:

- **Tap:** Select an item or open an app.
- **Swipe:** Scroll through pages or lists.
- **Pinch:** Zoom in or out on images and web pages.
- **Long Press:** Access contextual menus or move icons.

3.2 Smart Button Functionality

The Smart Button provides quick access to various functions and modes, enhancing productivity.

- **Art Space Modes:** One-tap switching between 'Standard Mode', 'Pastel Mode', and 'Ink Mode' (optimized for reading).
- **AI Control:** Customize app launch and system functions with tap or long press.
- **Quick Sidebar:** Intuitively control multi-window operations.



Figure 3.1: Illustration of the Smart Button and its functions for mode selection, app quick access, and system quick functions.



Figure 3.2: Visual representation of the Art Space modes: Standard, Pastel, and Ink, accessible with one tap.

3.3 Connectivity

- **Wi-Fi:** Go to Settings > Network & internet > Wi-Fi to connect to available networks. Supports 802.11 ac/b/g/n.
- **Bluetooth:** Go to Settings > Connected devices > Bluetooth to pair with Bluetooth devices (e.g., headphones, keyboards). Supports Bluetooth 5.2 with ultra-low latency.
- **Mobile Data (4G LTE):** Ensure a SIM card is inserted. Manage mobile data settings in Settings >

Network & internet > Mobile network.

- **GPS:** The tablet integrates GPS, GLONASS, BDS, and Galileo satellite positioning systems with A-GPS for precise navigation.

3.4 Camera Usage

The tablet features a 13MP AI dual rear camera and a 5MP front camera. Open the Camera app to capture photos and videos. Various modes and settings are available for different shooting conditions.

3.5 Display and Audio Settings

- **Display:** Adjust brightness, color temperature, and smart dimming settings in Settings > Display. The 11-inch IPS FHD display offers 1840x1280 resolution, 4:3 aspect ratio, 430 nits brightness, and 80% NTSC color gamut.
- **Audio:** The Symphony Sound System with four 9CC large-diameter dual-magnetic circuit speakers and Art Tune X algorithm provides immersive 4D audio. Adjust volume and sound profiles in Settings > Sound & vibration. Dual hybrid noise-canceling microphones reduce ambient noise during calls or recordings.



Figure 3.3: Visual comparison highlighting the ArtPad Air's 4:3 display with 20% wider viewing area compared to a traditional 16:9 screen.



Figure 3.4: Representation of the AI Hyper Audio system, creating an immersive sound experience.

4. FEATURES

4.1 Performance

The ArtPad Air is powered by the MediaTek Helio G99 octa-core processor (2.2GHz dual-core A76 + 1.8GHz hexa-core A55) and Mali-G57 GPU, delivering smooth performance for 4K HDR video rendering, 3D data processing, and gaming. The 6nm ultra-fine process ensures efficient power consumption and reduced heat generation. HyperEngine 2.0 technology minimizes processing latency.




Figure 4.1: Visual representation of the tablet's core technology, including the Helio G99 processor, 90Hz refresh rate, and 6nm process.

4.2 Memory and Storage

It comes with 8GB LPDDR4 RAM, expandable virtually by an additional 12GB for a total of 20GB. The 128GB UFS internal storage can be further expanded up to 1TB using a TF (microSD) card.

4.3 Display

The 11-inch IPS FHD display (1840x1280 resolution) offers a 4:3 aspect ratio, providing a 20% wider viewing area than traditional 16:9 tablets. With 430 nits brightness, 80% NTSC color gamut, and a 178° ultra-wide viewing angle, it ensures clear visibility even outdoors. Widevine L1 certification allows for high-quality streaming on platforms like Netflix and YouTube.

4.4 Battery and Charging

Equipped with an 8000mAh smart battery, the ArtPad Air supports 18W fast charging, allowing for quick and efficient power-ups. This ensures extended usage for work and entertainment, even during travel.




Figure 4.2: Illustration of the tablet's 8000mAh battery capacity and 18W fast charging capability.

4.5 Cameras

The tablet features a 13MP AI dual rear camera and a 5MP front camera, suitable for capturing photos, videos, and supporting project recording.

4.6 Operating System and AI

Running on Android 15 with GMS certification, the ArtPad Air offers full compatibility with over 500,000 Play Store apps. It integrates Art OS for enhanced productivity and Gemini AI for automatic document creation and chart analysis. Face recognition unlock provides convenient and secure access.




Figure 4.3: Overview of Art OS features, including Art Space modes, AI control, and Quick Sidebar.

4.7 Sensors

Includes AI gyro sensor, magnetic sensor, gravity sensor, and light sensor for various functionalities and accurate positioning even in challenging environments.

5. MAINTENANCE

5.1 Cleaning

Use a soft, lint-free cloth to clean the screen and body of the tablet. Avoid using harsh chemicals or abrasive materials that could damage the finish or screen coating.

5.2 Software Updates

Regularly check for and install system updates to ensure optimal performance, security, and access to new features. Go to Settings > System > System update.

5.3 Battery Care

To prolong battery life, avoid exposing the tablet to extreme temperatures. It is recommended to keep the battery charge between 20% and 80% for daily use. Avoid leaving the tablet fully charged or fully discharged for extended periods.

5.4 Storage Management

Periodically clear unnecessary files and apps to free up storage space and maintain performance. You can use the built-in file manager or third-party apps for this purpose.

6. TROUBLESHOOTING

6.1 Tablet Not Turning On

- Ensure the battery is charged. Connect the tablet to the charger for at least 30 minutes before attempting to power on again.
- Press and hold the power button for 10-15 seconds to force a restart.

6.2 Screen Unresponsive

- Restart the tablet.
- If the screen remains unresponsive, perform a factory reset (data will be lost). Consult the support section for instructions.

6.3 Wi-Fi/Bluetooth Connectivity Issues

- Toggle Wi-Fi/Bluetooth off and on in Settings.
- Restart your router or Bluetooth device.
- Forget the network/device and try reconnecting.

6.4 Apps Crashing or Freezing

- Clear the app's cache and data (Settings > Apps > [App Name] > Storage > Clear cache/Clear data).
- Uninstall and reinstall the app.
- Ensure the tablet's software is up to date.

7. SPECIFICATIONS

Feature	Specification
Brand	TECLAST
Model Name	ArtPad Air
Operating System	Android 15
Processor	MediaTek Helio G99 (Octa-core, up to 2.2 GHz)
GPU	Mali-G57 MC2
RAM	20 GB (8GB LPDDR4 + 12GB Virtual)
Internal Storage	128 GB UFS
Expandable Storage	Up to 1 TB via microSD (TF card)
Screen Size	11 inches
Display Type	IPS LCD
Native Resolution	1840x1280 pixels
Aspect Ratio	4:3
Rear Camera	13MP AI Dual Camera

Feature	Specification
Front Camera	5MP
Battery Capacity	8000 mAh (Lithium Polymer)
Charging	18W Fast Charging
Wireless Connectivity	Wi-Fi (802.11 ac/b/g/n), Bluetooth 5.2
Cellular Connectivity	4G LTE (Dual SIM support for TD-LTE: B34/B38/B39/B40/B41; FDD-LTE: B1/B3/B5/B7/B8/B20)
Navigation	GPS/GLONASS/BDS/Galileo, A-GPS
Sensors	Gyro Sensor, Gravity Sensor, Light Sensor, Magnetic Sensor
Dimensions (L x W x H)	24.9 x 17.9 x 0.8 cm
Weight	523 grams
Certifications	PSE, CE, FCC, TELEC, Widevine L1

8. WARRANTY AND SUPPORT

8.1 Warranty Information

The TECLAST ArtPad Air tablet comes with a **12-month manufacturer's warranty**. This warranty covers damages and malfunctions that occur under normal use conditions. Repair services are not provided; instead, returns or exchanges are offered during the warranty period for eligible issues.

8.2 Customer Support

For any inquiries or support requests, please contact TECLAST customer service through Amazon:

1. Go to your Amazon account.
2. Navigate to 'Order History'.
3. Find the relevant order for your TECLAST ArtPad Air tablet.
4. Click on 'Contact Seller' (email support is available in English).

Please have your order number and the tablet's ID and SN numbers (found on the back of the tablet) ready when contacting support.

8.3 Business Hours

Customer service is available Monday to Friday, from 10:00 AM to 7:00 PM (Japan Standard Time). Inquiries received outside of these hours or on weekends/holidays will be addressed on the next business day.

