

Monster S180

Monster S180 Bluetooth Speaker User Manual

Model: S180 (MS62117) | Brand: Monster

INTRODUCTION

This manual provides comprehensive instructions for the Monster S180 Bluetooth Speaker. Learn how to set up, operate, maintain, and troubleshoot your device to ensure optimal performance. The Monster S180 is a 40W portable speaker featuring Bluetooth 6.0 connectivity, IPX6 waterproofing, and up to 28 hours of playtime, designed for high-fidelity audio in various environments.



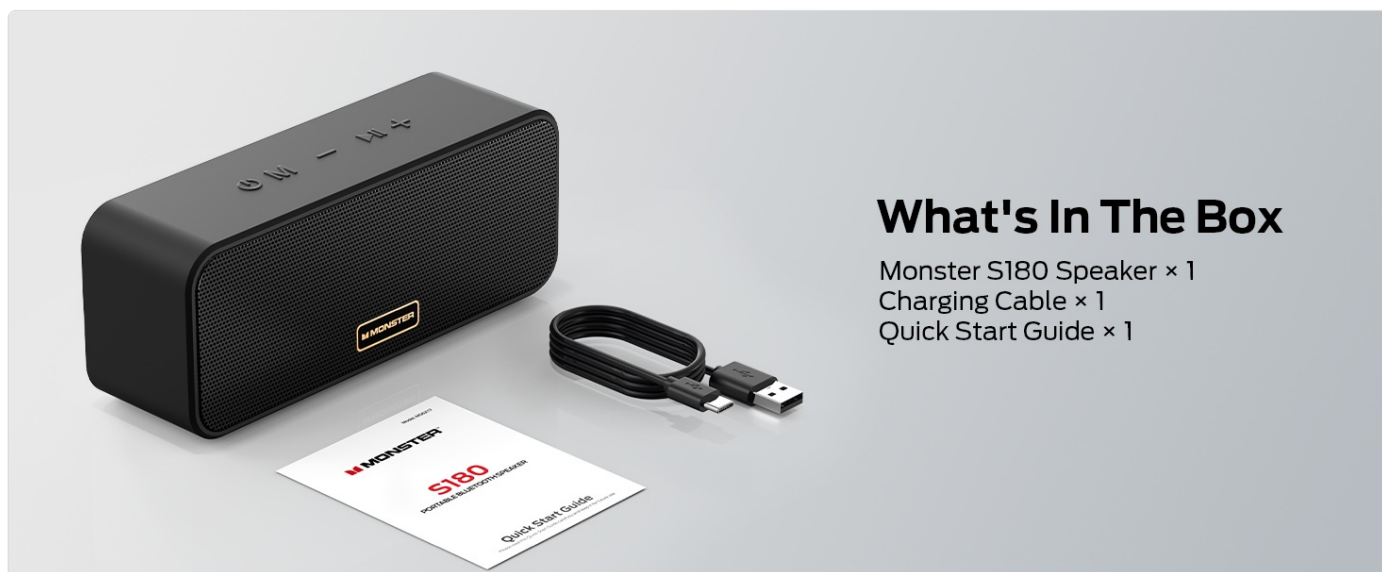
Image: Front view of the Monster S180 Bluetooth Speaker.

WHAT'S IN THE BOX

Verify that all items are present in the package:

- Monster S180 Bluetooth Speaker × 1

- Charging Cable × 1
- Quick Start Guide × 1




What's In The Box

Monster S180 Speaker × 1
Charging Cable × 1
Quick Start Guide × 1

Image: The Monster S180 speaker, charging cable, and quick start guide included in the package.

PRODUCT OVERVIEW

Controls and Indicators



Power On/Off

Mode Switch

Previous song/Volume down

Short press: Volume down
Long press: Previous song

Next song/Volume up

Short press: Volume up
Long press: Next song

Play/Pause

Short press: Play/pause
Double click: Enter/exit Stereo Mode

Image: Top view of the Monster S180 speaker showing button functions.

- **Power On/Off Button:** Press to turn the speaker on or off.
- **Mode Switch Button:** Cycles through input modes (Bluetooth, AUX, TF Card).
- **Previous Song / Volume Down Button:** Short press for volume down, long press for previous song.
- **Next Song / Volume Up Button:** Short press for volume up, long press for next song.
- **Play/Pause Button:** Short press to play or pause music. Double click to enter/exit True Wireless Stereo (TWS) mode.

Ports



Multiple Connectivity Options

Support TF card and AUX, making it a great wireless Bluetooth Speaker for travel and home use

Image: Side view of the Monster S180 speaker showing connectivity ports.

- **USB-C Charging Port:** For charging the speaker's internal battery.
- **AUX Input Port:** For connecting external audio devices via a 3.5mm audio cable.
- **TF Card Slot:** For playing music directly from a TF (microSD) card.

SETUP

1. Charging the Speaker

Before first use, fully charge the speaker. Connect the provided USB-C charging cable to the speaker's charging port and the other end to a USB power adapter (not included) or a computer's USB port. The charging indicator light will show charging status and turn off when fully charged.

2. Powering On/Off

Press and hold the Power On/Off button for approximately 2-3 seconds to turn the speaker on or off. A sound prompt will indicate the power status.

3. Bluetooth Pairing

1. Ensure the speaker is powered on and in Bluetooth mode. If not, press the Mode Switch button until the Bluetooth indicator light flashes, indicating pairing mode.
2. On your device (smartphone, tablet, laptop), enable Bluetooth and search for available devices.
3. Select "Monster S180" from the list of found devices.
4. Once paired, the Bluetooth indicator light will stop flashing and remain solid, and a sound prompt will confirm the connection.




Image: The Monster S180 speaker shown connected to a mobile device via Bluetooth.

4. True Wireless Stereo (TWS) Pairing

To achieve a wider stereo soundstage, you can pair two Monster S180 speakers together:

1. Ensure both Monster S180 speakers are powered on and not connected to any Bluetooth device.
2. On one of the speakers, double-click the Play/Pause button. The speaker will enter TWS pairing mode, indicated by a specific sound or light pattern.
3. The two speakers will automatically search for and connect to each other. Once connected, a sound prompt will confirm TWS pairing.
4. Now, connect your device to one of the paired speakers via Bluetooth as described in step 3. Both speakers will play audio in synchronized stereo.



Image: Two Monster S180 speakers demonstrating True Wireless Stereo (TWS) pairing.

OPERATING INSTRUCTIONS

Basic Playback Controls

- **Play/Pause:** Short press the Play/Pause button.
- **Volume Up:** Short press the Volume Up (+) button.
- **Volume Down:** Short press the Volume Down (-) button.

- **Next Track:** Long press the Volume Up (+) button.
- **Previous Track:** Long press the Volume Down (-) button.

AUX Input Mode

Connect an external audio device (e.g., MP3 player, computer) to the speaker's AUX input port using a 3.5mm audio cable. The speaker will automatically switch to AUX mode, or you can manually select it by pressing the Mode Switch button.

TF Card Playback Mode

Insert a TF (microSD) card containing audio files into the TF card slot. The speaker will automatically switch to TF card mode and begin playing music, or you can manually select it by pressing the Mode Switch button.

Hands-Free Calling

When connected to a smartphone via Bluetooth, the speaker can be used for hands-free calls. Incoming calls will pause music playback. Press the Play/Pause button to answer or end a call. Long press the Play/Pause button to reject an incoming call.

MAINTENANCE

IPX6 Waterproofing

The Monster S180 speaker features an IPX6 waterproof rating, meaning it is protected against high-pressure water jets from any direction. This makes it suitable for use in environments where it may be exposed to splashes, rain, or accidental spills. **Note:** IPX6 rating does not mean the speaker can be submerged in water for extended periods. Ensure all port covers are securely closed before exposing the speaker to water.



Image: The Monster S180 speaker in a wet environment, highlighting its IPX6 waterproof design.

Cleaning

Wipe the speaker with a soft, damp cloth. Do not use abrasive cleaners, alcohol, or chemical solvents, as these may damage the surface or internal components.

Battery Care

The speaker is equipped with a high-capacity battery providing up to 28 hours of playtime. To prolong battery life, avoid fully discharging the battery frequently and store the speaker in a cool, dry place when not in use for extended periods. Recharge the battery at least once every three months if unused.



Image: Visual representation of the Monster S180 speaker's 28-hour battery life.

TROUBLESHOOTING

Problem	Possible Cause	Solution
Speaker does not power on.	Low battery.	Charge the speaker using the provided USB-C cable.
Cannot pair via Bluetooth.	Speaker not in pairing mode; device Bluetooth off; too far from speaker.	Ensure speaker is in pairing mode (flashing indicator). Turn on Bluetooth on your device. Move device closer to speaker (within 20 meters). Forget "Monster S180" on your device and try pairing again.
No sound.	Volume too low; incorrect input mode; device not playing.	Increase speaker and device volume. Press Mode Switch to select correct input (Bluetooth, AUX, TF). Ensure audio is playing on the connected device.
Sound distortion.	Volume too high; low battery; poor signal.	Reduce volume on speaker and device. Charge the speaker. Move closer to the Bluetooth source or check AUX/TF card for issues.
TWS pairing fails.	Speakers already connected to another device; incorrect pairing procedure.	Ensure both speakers are disconnected from other devices. Follow TWS pairing steps precisely (double-click Play/Pause on one speaker).

SPECIFICATIONS

Feature	Detail
Model Name	S180 (MS62117)
Brand	Monster
Speaker Type	Portable Speaker
Audio Output Mode	Stereo
Power Output	40W



Feature	Detail
Wireless Technology	Bluetooth 6.0
Connectivity Options	Bluetooth, AUX, TF Card
Maximum Range	20 Meters
Playtime	Up to 28 hours
Waterproof Rating	IPX6
Control Method	Push Button
Speaker Size	52 Millimeters (Subwoofer diameter)
Product Dimensions	7.5D x 19.5W x 10.1H Centimetres
Weight	690 g
Material	Plastic
Included Components	Monster S180 Bluetooth Speaker ×1, Charging Cable ×1, Quick Start Guide ×1





WARRANTY AND SUPPORT

The Monster S180 Bluetooth Speaker comes with a **Limited Warranty**. For specific warranty terms and conditions, please refer to the Quick Start Guide included in your package or visit the official Monster website.

For technical support, troubleshooting assistance, or service inquiries, please contact Monster customer support through their official channels. Keep your purchase receipt and product model number (S180 / MS62117) handy when contacting support.

Related Documents - S180

	<p>Monster GI30 High Power Speakers User Manual and Specifications</p> <p>Comprehensive user manual for the Monster GI30 1800 Watt High Power Speakers, covering setup, operation, features like Bluetooth and TWS, technical specifications, safety guidelines, and warranty information.</p>
	<p>Monster DNA MAX Bluetooth Speaker: User Manual and Specifications</p> <p>Comprehensive guide to the Monster DNA MAX portable Bluetooth speaker, covering functions, pairing, charging, Monster Share™ Party Mode, product specifications, safety, and compliance.</p>

	<p>Monster DNA ONE Portable Bluetooth Speaker User Manual and Features</p> <p>Comprehensive user manual for the Monster DNA ONE portable Bluetooth speaker, detailing features, operation, charging, and safety information. Learn about its IP67 rating, Monster Share™ technology, and Pure Monster Sound.</p>
	<p>Monster XKT08 Series TWS Earphones User Manual and Troubleshooting Guide</p> <p>Detailed instructions for pairing, using, and troubleshooting Monster XKT08 Series True Wireless Stereo (TWS) earphones. Includes safety precautions and common issue resolutions.</p>
	<p>Monster Champion MH11903 Wireless Earphones Quick Start Guide</p> <p>This quick start guide provides essential information for the Monster Champion MH11903 wireless earphones, covering product overview, setup, pairing, controls, and troubleshooting.</p>
	<p>Monster DNA Fit Wireless Earbuds: User Manual and Guide</p> <p>Comprehensive guide to the Monster DNA Fit wireless earbuds, covering setup, operation, charging, specifications, and troubleshooting. Features Pure Monster Sound technology.</p>

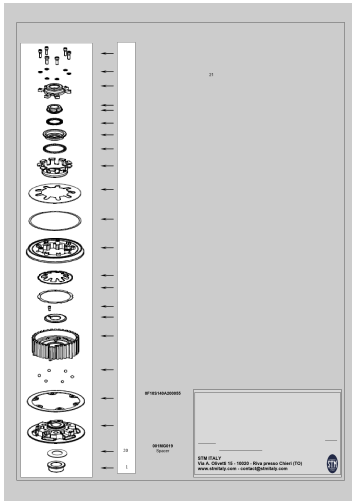
Documents - Monster – S180



[Pioneer DJ rekordbox Lighting Mode Available Fixture List](#)

A comprehensive list of available fixtures for Pioneer DJ's rekordbox software, specifically for its lighting mode. This guide details compatible lighting equipment for seamless integration and control.

lang:tl score:26 filesize: 2.81 M page_count: 584 document date: 2023-08-17



[\[pdf\]](#) Installation Guide Instructions

PERRONE BENNARDINO Instructions for installation EVO SBK with diaphragm 125 mm STM ITALY
 Ducati Monster 1100 Slipper Clutch Desmoheart FDU S180ING v 1621011118 cdn shopify s files 1 0045
 2545 7496 |||
 0F3SR140R24000E FDU-**S180** EVOLUZIONE RACING SBK SLIPPER CLUTCH KIT
 FOR DUCATI 1 901VT018 Screws INSTALLATION INSTRUCTIONS - Mount the
 basket on the engine seat and fix it using the 8 screws of the original 2 901RD007
 Toothed washers clutch ONLY FOR STM BASKET . - Insert the O-ring suppli...
 lang:en **score:21** filesize: 545.36 K page_count: 1 document date: 2021-05-10



[Stereo Review - February 1987 Issue: Equipment Buying Guide & Audio Reviews](#)

Explore the February 1987 issue of Stereo Review magazine, featuring a comprehensive Equipment Buying Guide, in-depth test reports on new audio components like Polk SDA speakers and JVC CD changers, and reviews of the year's best records.

lang:en **score:16** filesize: 18.78 M page_count: 220 document date: 2018-06-19



[\[pdf\]](#) Documentation Guide

The Apple II GS Buyer's Guide Winter 1990 IIGs mirrors apple2.org za ftp apple asimov net documentation magazines misc

More Than 650 Product Listings And Descriptions The Special Holiday Issue High-Class, Low-Cost Exci ... 473 QuickTests Test generator Apple DGS, other Apple n models; 128 , ProDOS 8; not copy protected. **S180** retail; single user 450 retail; unlimited copies per school or college department Seven Hills ...

lang:en **score:15** filesize: 225.01 M page_count: 102 document date: 2012-03-26

Pioneer Dj

rekordbox™



[rekordbox™ LIGHTING mode Available Fixture List - Pioneer DJ](#)

A comprehensive list of lighting fixtures compatible with Pioneer DJ's rekordbox™ software for Lighting mode. This guide details supported fixture types and provides an extensive catalog of available lighting equipment from various manufacturers.

lang:tl **score:12** filesize: 2.75 M page_count: 568 document date: 2023-05-10

Pioneer Dj

rekordbox™

LIGHTING mode Available Fixture List



[Pioneer DJ rekordbox Lighting Fixture List](#)

A comprehensive guide detailing lighting fixtures compatible with Pioneer DJ's rekordbox software for enhanced lighting control during DJ performances.

lang:tl **score:12** filesize: 2.82 M page_count: 587 document date: 2023-08-30

Pioneer Dj

rekordbox™

LIGHTING mode Available Fixture List



[Pioneer DJ rekordbox LIGHTING Mode Available Fixture List](#)

Explore the comprehensive fixture library for Pioneer DJ's rekordbox software, detailing compatible lighting fixtures for the LIGHTING mode. Find brands and models from A to Z for enhanced DJ performances.

lang:tl **score:12** filesize: 2.82 M page_count: 588 document date: 2023-09-06

[Pioneer DJ rekordbox Lighting Fixture Compatibility Guide](#)

A comprehensive guide detailing lighting fixtures compatible with Pioneer DJ's rekordbox software, listing manufacturers and models for DMX-controlled stage and event lighting.

lang:tl **score:12** filesize: 2.72 M page_count: 561 document date: 2023-03-24

[Pioneer DJ rekordbox Lighting Mode: Available Fixture List](#)

Discover compatible lighting fixtures for Pioneer DJ's rekordbox software. This guide details numerous brands and models, enabling seamless synchronization of lighting effects with music for enhanced DJ performances and events.


lang:tl **score:12** filesize: 2.73 M page_count: 563 document date: 2023-04-05

[\[pdf\] User Manual](#)

FIXTURE LIBRARY lists rekordbox free to System Requirements Manual lighting available fixtures cdn files 20221209131238 |||

rekordbox™ LIGHTING mode Available Fixture List Contents 1 Support Functions
..... C-300 Color Changer TMH XB-130 TMH XB-200 TMH XB-230 TMH
XB-280 TMH-155 Moving Head TMH-250 EHJ TMH-**S180** Moving Head Spot TMH-
W63 Moving Head Zoom Wash TMP-150 Moving Multi Lens Spot TMP-250 Moving
Mu...

lang:tl **score:12** filesize: 2.66 M page_count: 543 document date: 2022-12-07



[\[pdf\]](#) User Manual

Relm Hs200 Manual Pdf mm Style World Radio History Popular Communications 1998 02

worldradiohistory Archive 90s |||

mm Style : mbdris Stations Da,gger Shortwave ssioNe Llpg ng Operation Deep Freeze AMENDED Go ... IO SHACK SCANNERS LOWEST PRICES all catalog items. NEW -FRS 105 Family Radio Service 2 -way HT reg. **\$180** --OUR PRICE 150. Join our buying club and save. No tax. Call 1-800-848-3004 orders only 1. CO... lang:en score:10 filesize: 7.86 M page_count: 84 document date: 2019-02-01



Ontvang 8 gratis e-books en audio books bij aankoop van geselecteerde hoofdtelefoons en oordopjes.

Je hebt een product gekocht waar je gratis e-books en audio books bij krijgt van Bookchoice. Aangezien je de e-books en audio books niet via Coolblue ontvangt, moet je nog een aantal stappen uitvoeren om het product in ontvangst te nemen. Wat je moet doen, lees je hieronder.

Looptijd:
De actie loopt 18 maart 2019 tot 21 april 2019. Meld je aan voor 21 april 2019 om de gratis e-books en audio books te ontvangen.

Wat heb je nodig?
Na aankoop ontvang je via de mail een code. Met deze code krijg je gratis toegang tot de 8 geselecteerde e-books en audio books van die maand.

Hoe kom je hiervoor in aanmerking?

1. Koop tussen 18 maart 2019 en 21 april 2019 één van de onderstaande koptelefoons en oordopjes via Coolblue
2. Een dag na aankoop ontvang je per mail een unieke code. Deze code wissel je in op www.bookchoice.coolblue.nl om je account te activeren.
3. Je ontvangt de boeken van die maand waarin de code verwerkt wordt. Deze zijn dan te downloaden tot aan het einde van de volgende kalendermaand. Wanneer je dus op 18 maart je code ontvangt, heb je een maand lang recht op de 8 geselecteerde boeken van die maand maart.

Geldigheid
Deze actie is geldig in Nederland en Vlaanderen.

[\[pdf\]](#)

bookchoice actie 2019 coolblue nl f93157ccd30e58e6e5d01987dbad389b |||

Ontvang 8 gratis e-books en audio books bij aankoop van geselecteerde hoofdtelefoons en oordopjes. J ... Trust Sonin Kids Rood/Blauw Sennheiser PXC 550 Wireless Beats Pro Over-Ear Headphones Zwart JVC HA-**\$180** Zwart JBL E35 Zwart Sony WH-CH700N Blauw Sony MDR-XB950B1 Zwart JBL E55BT Zwart JBL TUNE 600BTN...

lang:nl score:10 filesize: 98.57 K page_count: 14 document date: 0000-00-00