

## EIGIIS KE3P

# EIGIIS KE3P Military GPS Smartwatch User Manual

Model: KE3P

## 1. INTRODUCTION

This manual provides detailed instructions for the setup, operation, and maintenance of your EIGIIS KE3P Military GPS Smartwatch. Please read this manual thoroughly before using your device to ensure proper functionality and to maximize your user experience. Keep this manual for future reference.

## 2. PRODUCT DESCRIPTION

The EIGIIS KE3P is a rugged smartwatch designed for active lifestyles, featuring a 1.45-inch HD display and a durable construction. Key features include:

- **Built-in GPS:** For accurate route tracking without a phone.
- **LED Flashlight & Compass:** Essential tools for outdoor activities.
- **530mAh Battery:** Provides extended usage time.
- **3ATM Waterproof Rating:** Suitable for swimming and various water sports.
- **Military-Grade Toughness:** Designed to withstand harsh environments.
- **Bluetooth Calling:** Make and receive calls directly from your wrist.
- **Health & Fitness Monitoring:** Includes 24/7 heart rate, sleep tracking, and over 110 sports modes.
- **Smart Notifications:** Receive alerts for messages and applications.



Image: Front view of the EIGIIS KE3P Smartwatch, showcasing its display and rugged design.

Your browser does not support the video tag.

Video: A demonstration of the EIGIIS KE3P Smartwatch features and user interface.

### 3. SETUP

#### 3.1 What's in the Box

- 1 x EIGIIS Watch Body
- 1 x Watch Band
- 1 x Charging Cable
- 1 x Gift Box
- 1 x User Manual

Your browser does not support the video tag.

Video: An unboxing of the EIGIIS KE3P Smartwatch, showing the contents of the package.

#### 3.2 Charging the Smartwatch

Before initial use, fully charge your smartwatch. Connect the magnetic charging cable to the charging contacts on the back of the watch and plug the USB end into a power adapter (not included) or a

computer's USB port. The watch display will indicate charging status.



Image: The EIGIIS KE3P Smartwatch displaying its battery level, indicating charging.

### 3.3 App Installation and Pairing

To unlock the full potential of your EIGIIS KE3P Smartwatch, download and install the companion app (GloryFit) on your smartphone. Search for "GloryFit" in your device's app store (Apple App Store for iOS, Google Play Store for Android).

1. Download and install the GloryFit app.
2. Open the app and follow the on-screen instructions to create an account or log in.
3. Ensure Bluetooth is enabled on your smartphone.
4. In the GloryFit app, navigate to the device pairing section and select your EIGIIS KE3P Smartwatch from the list of available devices.
5. Confirm the pairing request on both your smartphone and smartwatch.

### 3.4 Keeping the App Running in the Background

To ensure continuous data synchronization and notification delivery, the GloryFit app needs to run in the background. Follow the instructions below for your specific phone operating system:

**For iPhone Users:**

Your browser does not support the video tag.

Video: Instructions on how to configure the GloryFit app to run in the background on an iPhone.

#### For Android Users:

Your browser does not support the video tag.

Video: Instructions on how to configure the GloryFit app to run in the background on an Android device.

## 4. OPERATING INSTRUCTIONS

---

### 4.1 Basic Navigation

The EIGIIS KE3P Smartwatch features a touch screen and physical buttons for navigation:

- **Touch Screen:** Swipe left/right, up/down to navigate menus and features. Tap to select.
- **Upper Button (HOME):** Press to return to the home screen or wake the device.
- **Lower Button (BACK):** Press to go back to the previous screen.

### 4.2 GPS Tracking

The smartwatch features built-in GPS for tracking outdoor activities. You can use GPS independently or in conjunction with your smartphone.

#### Using GPS without a Cellphone:

Your browser does not support the video tag.

Video: Instructions on how to use the EIGIIS KE3P Smartwatch's GPS tracking feature independently, without a connected cellphone.

#### Using GPS with a Cellphone:

Your browser does not support the video tag.

Video: Instructions on how to use the EIGIIS KE3P Smartwatch's GPS tracking feature while connected to a cellphone.





The advertisement features two views of the EIGIIS KE3P Smartwatch. The top view shows the watch on a black strap with a rugged, textured bezel and a black dial with multiple sub-dials and a date window. A 'MIL-STD MILITARY GRADE U.S.A.' badge is visible. The bottom view shows the watch on a black metal link bracelet. A dark grey box on the right lists four features with icons: Anti-Impact (falling object), Dustproof (dust particles), -40°C ~ 70°C Harsh Condition (thermometer), and Anti-Fluid Corrosion (liquid splash). The background is a grey, rocky surface.

**MIL-STD**  
MILITARY GRADE  
U.S.A.

**MILITARY STANDARD**  
Under the Harsh Environmental Conditions

- Anti-Impact
- Dustproof
- 40°C ~ 70°C Harsh Condition
- Anti-Fluid Corrosion

Image: The EIGIIS KE3P Smartwatch displaying a GPS-tracked route on its screen.

#### 4.3 Flashlight and Compass

The smartwatch includes a built-in LED flashlight and a digital compass for convenience during outdoor activities. Access these features through the watch's menu.



## ILLUMINATION FLASHLIGHT

Help You Light Up The Night Road

Image: The EIGIIS KE3P Smartwatch with its integrated LED flashlight activated.

### 4.4 Bluetooth Calling and Notifications

Once paired with your smartphone, the smartwatch allows you to make and receive calls directly from your wrist. It also displays notifications for incoming messages and app alerts.





## GPS TRAIL & NAVIGATION

GPS trail on watch, navigation on App. L1+L5 dual frequency high precision positioning. Support GPS, GLONASS, BDS, Galileo, NAVIC, QZSS and AGPS.



Image: The EIGIIS KE3P Smartwatch displaying an incoming call notification.

### 4.5 Health and Fitness Monitoring

The EIGIIS KE3P Smartwatch is equipped with sensors to monitor various health and fitness metrics:

- **Heart Rate Monitoring:** Continuous 24/7 heart rate tracking.
- **Sleep Tracking:** Monitors sleep patterns and quality.
- **110+ Sports Modes:** Track specific data for a wide range of activities.



Image: The EIGIIS KE3P Smartwatch displaying heart rate, calories, and activity duration during a workout.

#### 4.6 Daily Life Assistant Features

Beyond fitness, the smartwatch offers several features to assist with daily tasks:

- Music Playback Control
- Weather Forecast
- Remote Camera Control
- Sedentary Reminders
- Alarm Clock





Image: The EIGIIS KE3P Smartwatch displaying a grid of various application icons, representing its multi-functional capabilities.

## 5. MAINTENANCE

### 5.1 Waterproofing Guidelines

The EIGIIS KE3P Smartwatch has a 3ATM waterproof rating, meaning it is resistant to splashes, rain, and can be worn during swimming. However, it is not suitable for hot showers, saunas, or diving, as steam and high water pressure can compromise the seals.



Image: The EIGIIS KE3P Smartwatch submerged in water, illustrating its 3ATM waterproof capability.

## 5.2 Cleaning

Regularly clean your smartwatch and watch band with a soft, damp cloth. Avoid using harsh chemicals or abrasive materials that could damage the device.

## 5.3 Battery Care

To prolong battery life, avoid extreme temperatures and fully discharging the battery frequently. The 530mAh battery provides 7-10 days of typical use.

## 6. TROUBLESHOOTING

If you encounter issues with your EIGIIS KE3P Smartwatch, try the following steps:

- **Device Not Turning On:** Ensure the watch is fully charged. Connect it to the charging cable and a power source.
- **Cannot Pair with Phone:** Ensure Bluetooth is enabled on your phone and the watch. Restart both devices and try pairing again through the GloryFit app.
- **Inaccurate Data:** Ensure the watch is worn snugly on your wrist. For GPS, ensure you are in an open area with a clear sky.



- **Notifications Not Received:** Check app permissions on your phone to ensure GloryFit has access to notifications. Verify that the app is running in the background.
- **Screen Unresponsive:** Try restarting the watch by pressing and holding the power button (if available) or performing a hard reset if the option is present in the settings.

For further assistance, please refer to the official EIGIIS support channels.

## 7. SPECIFICATIONS






<b>Item Model Number</b>	KE3P
<b>Package Dimensions</b>	6.73 x 4.37 x 1.06 inches
<b>Item Weight</b>	5.6 ounces (160 Grams)
<b>Batteries</b>	1 C battery required (included)
<b>Standing Screen Display Size</b>	1.45 Inches
<b>Memory Storage Capacity</b>	128 MB
<b>Operating System</b>	No (Proprietary OS)
<b>Special Features</b>	GPS, 3ATM Waterproof, 530 mAh Large Battery, 1.45" Big Screen, Flashlight, Compass, Military Standard, Bluetooth Calling, Built-in Speaker, 110+ Sports Modes, Heart Rate Monitor, Sleep Tracker, Long Standby Time, Weather Forecast, Music Control, Sedentary Reminder, Remote Camera Control, Alarm Clock
<b>Battery Capacity</b>	530 Milliamp Hours
<b>Connectivity Technology</b>	Bluetooth
<b>Wireless Communication Standard</b>	Bluetooth
<b>GPS</b>	Built-in GPS
<b>Shape</b>	Round
<b>Language Support</b>	English, French, German, Italian, Spanish
<b>Manufacturer</b>	EIGIIS

## 8. WARRANTY AND SUPPORT



For warranty information and customer support, please refer to the documentation included with your product or visit the official EIGIIS website. Keep your purchase receipt as proof of purchase for any warranty claims.

## Related Documents - KE3P

	<p><a href="#">EIGIIS KE2 Smartwatch: Connection Guide and Setup</a></p> <p>A step-by-step guide to easily connect your EIGIIS KE2 smartwatch to your smartphone using the FitCloudPro app for full functionality, including Bluetooth pairing and call management.</p>
	<p><a href="#">KE3 Smart Watch Connectivity and Bluetooth Dial Call Guide   EIGIIS</a></p> <p>Learn how to connect your EIGIIS KE3 smart watch to the FitCloudPro app and enable Bluetooth dial call functionality with this comprehensive connectivity guide.</p>
 <p><b>EIGIIS SMART WATCH K52</b></p> <p>User's Manual (2023)</p>	<p><a href="#">EIGIIS K52 Smart Watch User Manual</a></p> <p>User manual for the EIGIIS K52 Smart Watch, covering device overview, pairing with a smartphone, connected features, and various watch functions.</p>
	<p><a href="#">EIGIIS K22 Smart Watch: Connection and Function Guide</a></p> <p>Learn how to connect your EIGIIS K22 Smart Watch to the Da Fit app, manage notifications, and enable call functions. This guide provides step-by-step instructions for optimal use.</p>
	<p><a href="#">EW1 Smart Watch Connectivity Guide and Bluetooth Call Setup</a></p> <p>A comprehensive guide for connecting your EW1 Smart Watch to your phone via Bluetooth and enabling its call function. Learn how to pair the device and configure audio settings using the FitCloudPro App.</p>



[Smartwatch K55 User Guide: Setup, Notifications, and Features](#)

Comprehensive guide for the Smartwatch K55, covering initial setup, Bluetooth pairing, managing notifications for Android and iOS, keeping the DaFit app running in the background, adding contacts, and syncing weather forecasts.

[Smartwatch K55 User Guide: Setup, Notifications, and Features](#)

Comprehensive guide for the Smartwatch K55, covering initial setup, Bluetooth pairing, managing notifications for Android and iOS, keeping the DaFit app running in the background, adding contacts, and syncing weather forecasts.