

## PANOEAGLE PG-PTZ-3601-IZ

# PANOEAGLE 6MP Mini PTZ Dome PoE IP Camera Instruction Manual

Model: PG-PTZ-3601-IZ

## INTRODUCTION

---

This manual provides detailed instructions for the installation, operation, and maintenance of your PANOEAGLE 6MP Mini PTZ Dome PoE IP Camera. Please read this manual thoroughly before using the product to ensure proper setup and functionality. Keep this manual for future reference.

## WHAT'S IN THE BOX

---

Upon opening the package, verify that all the following components are included:

- PANOEAGLE 6MP Mini PTZ Dome PoE IP Camera
- Instruction Manual
- Mounting Screws
- Quick Start Guide
- Camera Mounting Positioning Stickers
- Waterproof Cap



## What's in the box

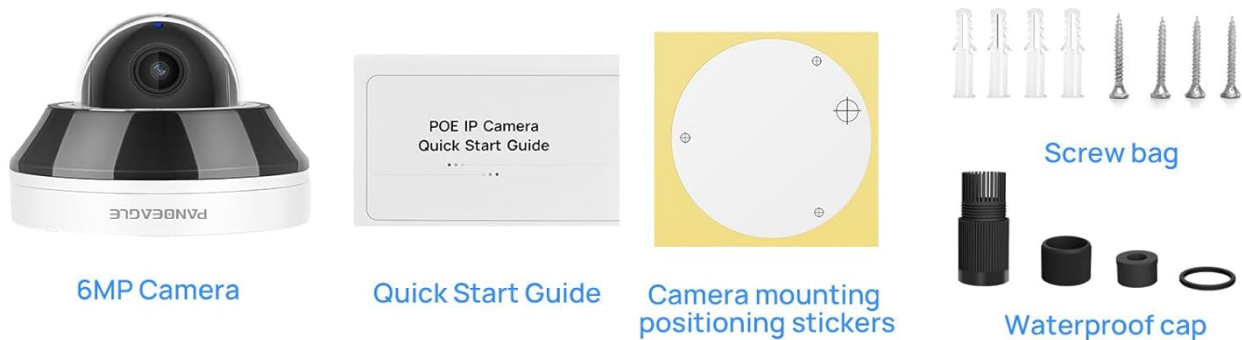


Image: Contents of the PANOEAGLE 6MP Mini PTZ Dome PoE IP Camera package, including the camera, instruction manual, mounting screws, quick start guide, mounting stickers, and waterproof cap.

## PRODUCT OVERVIEW

The PANOEAGLE 6MP Mini PTZ Dome PoE IP Camera is designed for outdoor security, offering advanced surveillance capabilities with high-resolution imaging and intelligent features.

### Key Features:

- **6MP (3072x2048) Resolution:** Delivers clear and detailed video footage at 25 frames per second.
- **3X Optical Zoom & Motorized Varifocal Lens:** Features a 2.8mm~8mm motorized auto-focus lens, providing 3X optical zoom for long-distance wide-angle views up to 98ft.
- **PTZ Functionality:** Offers a 0°-350° pan and 0°-90° tilt range for comprehensive area coverage without blind spots.
- **Smart Motion Detection:** Advanced recognition technology supports human and vehicle detection with 95% accuracy, sending real-time notifications to your phone.
- **Built-in Microphone:** Captures one-way audio, allowing real-time sound recording around the camera.
- **High Compatibility:** Supports third-party NVRs (e.g., Da-Hua), Blue Iris, iSpy, and other security monitoring software.
- **PoE (Power over Ethernet):** Requires only one Ethernet cable for both power and data transmission,

simplifying installation.

- **IR Night Vision:** Provides up to 98ft (30 meters) of clear infrared night vision in low-light conditions.
- **Durable Design:** IP66 waterproof and IK10 vandal-resistant dome, built to withstand harsh weather and impacts.
- **Remote Access:** Free P2P access via 'VideoLink' APP (iOS/Android), PC client LMS, or web browser for real-time viewing, playback, and alerts.

PANOEAGLE

6MP UHD PTZ POE  
Dome Camera

With 3x Optical Zoom,2.8-8mm  
Motorized Lens

MODEL: PTZ-3601-IZ



Technical Specihcations

CAMERA

Image Sensor: 1/28" CMOS Sensor  
UHD Resolution: Up to 6MP Ultra.HD(3072x2048)  
Color Night Vision: Up to 98.4ft Wide  
Dynamic Range: 120dB True WDR

LENS

Lens Type: 2.8-8mm motorized AF lens  
Zoom 3x optical zoom

AUDIO

One-Way Audio  
Built-in Mic

VIDEO

Compression: H.265+/H.265/H 264  
Frame Rate Mainstream: 6MP(1-20fps)

STORAGE

Local PCNAS-FTP-VIKYLIN NVR-Other NVR  
VideoLink Cloud

MOBILE VIEWING

VideoLink APP,  
iOS and Android Devices

INTELLIGENCE

SMD: Smart Human & Vehicle Detection

CONNECTION

Power over Ethemet: 1-RJ45, 100Mbps,  
POE optional

CONSTRUCTION

Weatherproof: IP67  
Operating Temperature:-22°F-140°F  
Weight: 1.17 lbs"

Image: Front view of the PANOEAGLE 6MP Mini PTZ Dome PoE IP Camera, highlighting its compact dimensions and dome design.



Image: Demonstration of the 3X optical zoom capability of the PANOEAGLE 6MP Mini PTZ Dome PoE IP Camera, showing a zoomed-in view of a car's license plate.





**Pan:** 0° to 350° **Tilt:** 0° to 90°

**Manual Control Pan Speed:**  
0.5° ~80° /s; Tilt: 0.5° ~60° /s

**Preset Points:255**



Image: Visual representation of the PANOEAGLE 6MP Mini PTZ Dome PoE IP Camera's pan (350°) and tilt (90°) movement range, controlled via a mobile application interface.

# 6MP UHD Day & 98ft IR Night Vision



Image: Side-by-side comparison of daytime Ultra HD and 98ft IR night vision footage from the PANOEAGLE 6MP Mini PTZ Dome PoE IP Camera, showing clear visibility in both conditions.



# Smart Human/Vehicle Detection

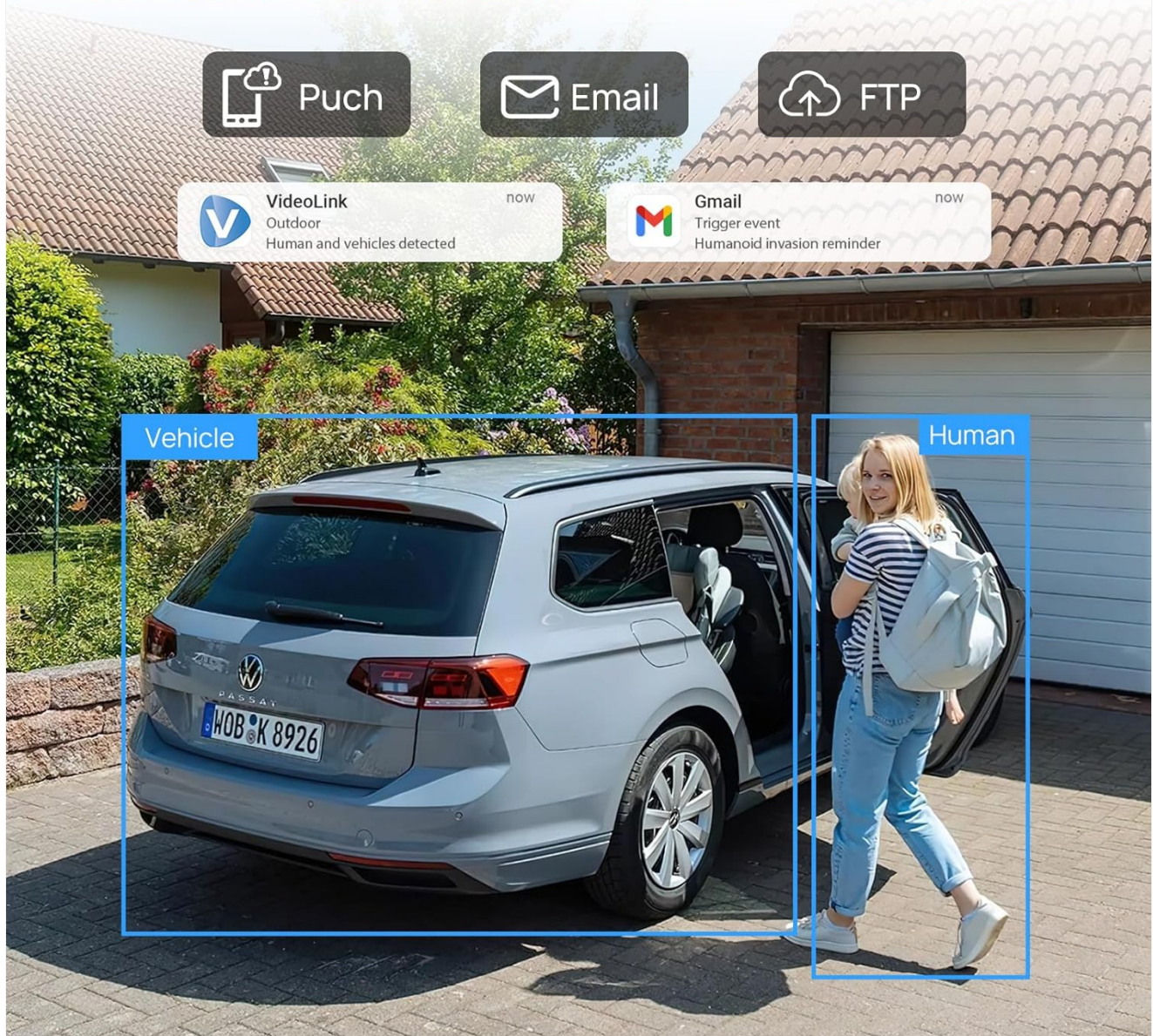


Image: Illustration of the PANOEAGLE 6MP Mini PTZ Dome PoE IP Camera's smart human and vehicle detection feature, with detected objects highlighted and mobile app notifications shown.

## Built-in Mic

Support One-way Audio, Real Time Remote Sound Detect/Record

Hello, your express delivery has arrived.



Image: A delivery person speaking near the PANOEAGLE 6MP Mini PTZ Dome PoE IP Camera, demonstrating its built-in microphone for one-way audio recording, with a mobile app view.





# IP66/IK10 Protection

Dust-proof function, waterproof function and vandal-proof function complying to the standards of IP66 and IK10.

Image: The PANOEAGLE 6MP Mini PTZ Dome PoE IP Camera being hit by a hammer and exposed to rain, illustrating its IP66 waterproof and IK10 vandal-resistant protection.

Video: This video provides a detailed display and introduction to the functions of the PANOEAGLE 6MP 3X Mini PTZ Camera, showcasing its capabilities and features.

## SETUP AND INSTALLATION

---

The PANOEAGLE 6MP Mini PTZ Dome PoE IP Camera is designed for straightforward installation, primarily utilizing Power over Ethernet (PoE) for simplified wiring.

### Installation Steps:

1. **Mounting Location:** Choose a suitable outdoor location for optimal surveillance coverage. Ensure the surface is stable for secure mounting.
2. **Drill Holes:** Use the provided mounting positioning stickers to mark drill holes. Drill the necessary holes and insert the mounting screws.
3. **Cable Connection:** Connect a single Ethernet cable to the camera's PoE port. This cable will supply both power and data. Alternatively, a 12V DC power adapter can be used if PoE is not available (adapter not

included).

4. **Secure Camera:** Attach the camera securely to the mounting surface using the provided screws.
5. **Waterproof Cap:** Install the waterproof cap over the Ethernet connection to protect it from environmental elements.

For detailed visual guidance on installation, refer to the video below:

Video: This video demonstrates the easy installation process of the PANOEAGLE Mini PTZ PoE Camera, highlighting its user-friendly setup.

## Connectivity:

The camera supports connection to third-party NVRs such as Da-Hua, and is compatible with security monitoring software like Blue Iris and iSpy. It utilizes H.265 high-efficiency video encoding for clearer and smoother video transmission while saving disk storage space.

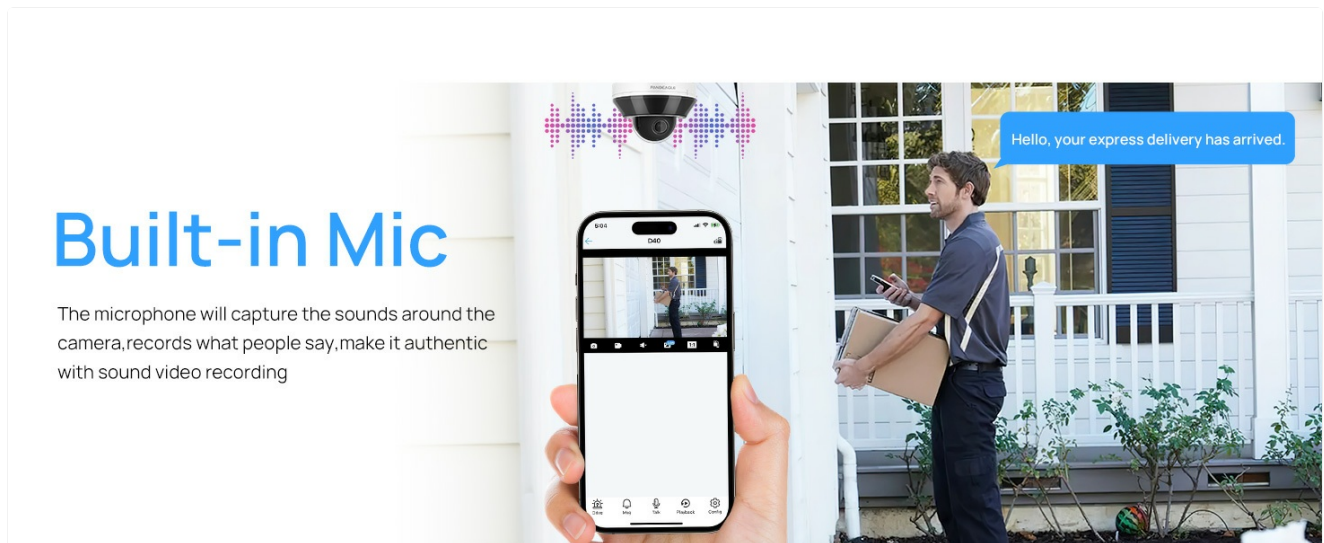


Image: Diagram illustrating two connection methods for the PANOEAGLE 6MP Mini PTZ Dome PoE IP Camera: direct PoE connection to a switch/NVR, and DC 12V power connection via a router.

## OPERATION

Operating your PANOEAGLE camera is intuitive, offering multiple access methods for live viewing, playback, and configuration.

### Remote Access and Control:

Access your camera remotely using the 'VideoLink' APP, available for download on the App Store or Google Play. You can also use the PC client LMS or a web browser on Mac and Windows for real-time video, playback, snapshots, and motion alerts.

- **Live View:** Monitor your property in real-time from anywhere.
- **Playback:** Review recorded footage directly from the app or client.
- **PTZ Control:** Manually control the camera's pan (350°) and tilt (90°) movements, and adjust the 3X optical zoom.
- **Smart Alerts:** Receive instant notifications on your mobile device when human or vehicle detection is triggered.
- **Two-Way Audio:** Utilize the built-in microphone for one-way audio communication or to record ambient sounds.



## Real 1/2.8" Sony low-light CMOS sensor

High-definition image quality and excellent performance in low-light environments



Image: Various devices (mobile phone, laptop, tablet) displaying remote access to the PANOEAGLE 6MP Mini PTZ Dome PoE IP Camera via the VideoLink app, LMS client, and web browser.

## MAINTENANCE

Your PANOEAGLE camera is built for durability and requires minimal maintenance. Regular checks can ensure optimal performance.

- **Cleaning:** Periodically clean the camera lens and dome cover with a soft, damp cloth to remove dust and debris. Avoid abrasive cleaners.
- **Environmental Protection:** The camera is IP66 waterproof and IK10 vandal-resistant, designed to operate in temperatures from -22°F to 140°F (-30°C to 60°C). Ensure all cable connections are properly sealed with the waterproof cap to prevent moisture ingress.
- **Firmware Updates:** Check the manufacturer's website or the VideoLink app for any available firmware updates to ensure your camera has the latest features and security enhancements.

## TROUBLESHOOTING

If you encounter issues with your camera, consider the following basic troubleshooting steps:

- **No Power/No Video:** Verify the Ethernet cable connection for PoE, or ensure the 12V DC power adapter (if used) is correctly connected and supplying power. Check network connectivity.
- **Cannot Access Camera:** Ensure the camera is properly connected to your network. Check the IP address and network settings. If using the app, ensure your mobile device has internet access.
- **Poor Image Quality:** Clean the camera lens. Check network bandwidth and video resolution settings. Ensure there are no obstructions in the camera's field of view.
- **Motion Detection Issues:** Verify that motion detection is enabled in the camera settings and that the detection area is correctly configured. Adjust sensitivity if necessary.
- **Reset:** If issues persist, locate the reset button on the camera (refer to product overview image for location) and perform a factory reset. Note that this will revert all settings to default.

## SPECIFICATIONS

Feature	Detail
---------	--------

Feature	Detail
Model Name	PG-PTZ-3601-IZ
Effective Still Resolution	6 MP (3072x2048)
Optical Zoom	3 x
Lens	2.8-8mm Motorized AF Varifocal Lens
Pan Range	0°-350°
Tilt Range	0°-90°
Night Vision Range	98 Feet (30 meters) IR
Indoor/Outdoor Usage	Outdoor
Water Resistance Level	IP66 Waterproof
Vandal Resistance	IK10
Connectivity Technology	Ethernet, ONVIF
Power Source	Corded Electric (PoE or 12V DC)
Video Encoding	H.265, H.264
Audio	Built-in Mic (One-way audio)
Alert Type	Audio and Motion (Human/Vehicle Detection)
Control Method	App, PC Client, Web Browser
Material	Metal
Item Dimensions L x W x H	4.9 x 4.9 x 3.8 inches
Item Weight	1.06 pounds

## SUPPORT

For any technical assistance, questions, or concerns regarding your PANOEAGLE 6MP Mini PTZ Dome PoE IP Camera, please contact PANOEAGLE customer support. Refer to the contact information provided in your Quick Start Guide or on the official PANOEAGLE website. PANOEAGLE is committed to the security of your data and provides free and convenient P2P access for remote monitoring.