

## UPERFECT M180K01

# UPERFECT Portable Monitor 15.6" (Model M180K01) User Manual

Brand: UPERFECT | Model: M180K01

## 1. OVERVIEW

The UPERFECT 15.6" Portable Monitor is designed to enhance productivity and entertainment on the go. Featuring a slim, lightweight profile and vibrant 125% sRGB Full HD display, it offers versatile connectivity and an adjustable stand for optimal viewing angles. This manual provides comprehensive instructions for setting up, operating, maintaining, and troubleshooting your monitor.



Figure 1: UPERFECT Portable Monitor 15.6"

## 2. PACKAGE CONTENTS

Please verify that all items are present in the package:

- 15.6" 1080P Monitor
- Mini HDMI to HDMI Cable
- Type C to Type C Cable
- USB to Type C Cable
- PD30W Power Adapter
- User Manual
- 15.6" Monitor Case



Figure 2: Included Package Contents

### 3. SETUP

#### 3.1 Physical Setup

The monitor features a built-in 0–180° adjustable/foldable stand for optimal viewing angles. It supports both horizontal and vertical placement. For alternative mounting, the monitor is VESA-standard compatible (75mm) allowing for wall-mount or arm-mount installations.

## 0-180 ° Adjustment for Maximum Comfort

Easily customize the perspective, adjust the perfect position, and enhance the overall experience.



Support 0-180° adjustment



0.3 in | 1.41 lbs light

Figure 3: Adjustable Stand for Flexible Viewing



## Protect Your Screen, Go Anywhere

Protect your device from scratches and impacts, and experience excellent viewing quality while ensuring screen safety.



*Figure 4: VESA Mount Compatibility and Display Modes*

### 3.2 Connections

The UPERFECT Portable Monitor offers versatile connectivity options for various devices:

- **USB-C (Full-featured):** Connect a single USB-C cable from your compatible laptop, smartphone, or tablet to the monitor for both video signal and power.
- **Mini HDMI:** Use the Mini HDMI to HDMI cable to connect to devices like gaming consoles (PS4/PS5/Xbox/Steam Deck) or PCs. In this setup, power must be supplied separately via a USB-C cable connected to the PD30W Power Adapter or another power source.

## Narrow Border, Wider Screen

Maximized the use of every inch of the canvas, creating an almost seamless view that extends beyond the edges.

Improve 20%




Figure 5: Monitor Ports and Controls

**Plug & Play:** No drivers are required for most compatible devices. Simply connect the appropriate cables, and the monitor should automatically detect the signal.



## Plug and Play: Display in Your own Way

Experience freedom and immediately enjoy a viewing experience without complex settings.



for S-witch



for X-BOX



for P-S4&P-S5



for S-team Deck



Figure 6: Plug & Play Connectivity with Gaming Console

### 3.3 Video Demonstration

*Video 1: UPERFECT Portable Monitor 15.6 Inch - This video demonstrates the unboxing and basic setup of the UPERFECT 15.6 inch portable monitor, showcasing its slim design and connectivity options.*

## 4. OPERATING INSTRUCTIONS

### 4.1 Power On/Off and OSD Menu

The monitor features control buttons on its side (refer to Figure 5). Use these buttons to power the monitor

on or off and to navigate the On-Screen Display (OSD) menu for various settings.

## 4.2 Display Modes

Depending on your connected device and operating system, you can configure the monitor to operate in different display modes:

- **Extend Mode:** Expands your desktop across both screens, providing more workspace.
- **Duplicate Mode:** Mirrors the content of your primary screen onto the portable monitor.
- **Vertical Mode:** Allows the monitor to be used in a portrait orientation, ideal for reading documents or coding.

## 4.3 Display Adjustments

Access the OSD menu using the side buttons to adjust settings such as:

- **Brightness & Contrast:** Adjust for optimal visibility in different lighting conditions.
- **Color Settings:** Fine-tune color temperature, hue, and saturation.
- **Volume:** Control the audio output from the built-in speakers or connected headphones.
- **Aspect Ratio:** Select between 16:9 or other available ratios.



## Wider Gamut 125% sRGB

Revealed tones and subtleties that most displays simply cannot reproduce.

125% sRGB



**350** Nits  
Brightness



**1200 : 1**  
Contrast Ratio



8 Bits  
15.6M colors

Figure 7: Display Features: 125% sRGB, 350 Nits, 1200:1 Contrast Ratio

## 5. SPECIFICATIONS

Feature	Specification
Screen Size	15.6 inches
Screen Resolution	1920 x 1080 Pixels (Full HD)
Aspect Ratio	16:9

Feature	Specification
Color Gamut	125% sRGB
Brightness	350 nits
Contrast Ratio	1200:1
Screen Surface	Matte
Item Model Number	M180K01
Item Weight	2.2 pounds
Product Dimensions	0.23 x 13.9 x 8.2 inches
Voltage	5 Volts
Manufacturer	UPERFECT

## 6. MAINTENANCE

To ensure the longevity and optimal performance of your UPERFECT Portable Monitor, follow these maintenance guidelines:

- **Cleaning the Screen:** Use a soft, lint-free cloth to gently wipe the screen. For stubborn smudges, slightly dampen the cloth with water or a screen-specific cleaning solution. Avoid using harsh chemicals, alcohol, or abrasive materials.
- **Cleaning the Body:** Wipe the monitor's body with a soft, dry cloth.
- **Storage:** When not in use or during transport, always place the monitor in its protective sleeve to prevent scratches and impacts.
- **Avoid Extreme Conditions:** Do not expose the monitor to extreme temperatures, humidity, or direct sunlight for prolonged periods.

## VESA – Easy and Seamless Installation

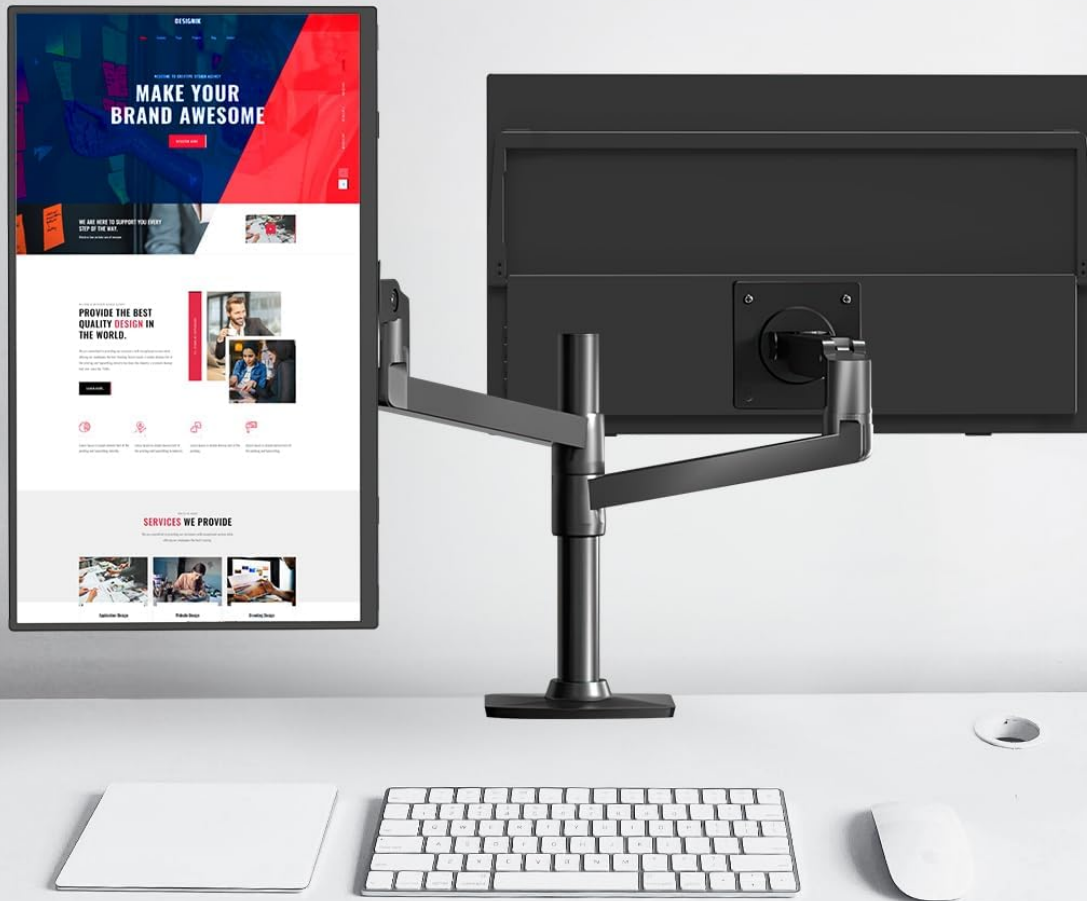
Enjoy the convenience of quick adjustments and the peace of mind brought by secure and stable settings.



VESA Size: 75 mm



Screw Size: M4x4 mm



Duplicate Mode



Extend Mode



Vertical Mode

Figure 8: Protective Sleeve for Safe Transport and Storage

## 7. TROUBLESHOOTING

If you encounter any issues with your monitor, refer to the following common troubleshooting steps:

- **No Signal:**
  - Ensure all cables (USB-C or HDMI) are securely connected to both the monitor and your device.
  - Verify that your device's display output is enabled and configured correctly (e.g., extended or

duplicated display).

- If using HDMI, ensure the monitor is receiving power via a separate USB-C connection.

- **No Power:**

- Check if the PD30W Power Adapter is properly connected to a power outlet and the monitor's USB-C port.
- If powering via a single USB-C cable from your device, ensure your device's USB-C port supports power delivery.

- **Display Issues (e.g., incorrect resolution, mirroring):**

- Adjust display settings on your connected device (Windows/macOS) to select the desired resolution and display mode (extend, duplicate).
- Ensure the monitor's refresh rate is compatible with your device's output.

- **Audio Issues:**

- Check the volume settings on both the monitor (via OSD menu) and your connected device.
- If using headphones, ensure they are properly plugged into the 3.5mm audio jack.

- **Flickering or Buzzing:**



- Ensure all cables are securely connected and try using different cables if available.
- Verify that the power supply is stable and sufficient.

If the issue persists after attempting these steps, please contact UPERFECT customer service for further assistance.





## 8. WARRANTY AND SUPPORT

For warranty information, please refer to the warranty card included in your product package. UPERFECT is committed to customer satisfaction. If you have any questions or require support, please contact UPERFECT customer service. Contact details can typically be found on the official UPERFECT website or on the warranty card.

### Related Documents - M180K01

	<p><a href="#">UPerfect 18-inch 2K Portable Monitor User Manual</a></p> <p>Comprehensive user manual for the UPerfect 18-inch 2K Portable Monitor, covering setup, connections, specifications, screen adjustments, troubleshooting, and service support.</p>
	<p><a href="#">UPERFECT Portable Monitor User Manual - Setup, Specifications, and Troubleshooting</a></p> <p>User manual for the UPERFECT Portable Monitor (24.5-inch, 2K, 165Hz). Includes setup guides for Type-C and HDMI connections, Windows 10 display settings, interface functions, specifications, troubleshooting Q&amp;A, and service support details.</p>



<div><div>UPERFECT</div><div>UPERFECT Portable Monitor</div><div>User Manual</div></div> <div></div>	<p><a href="#">UPERFECT Portable Monitor User Notes and Troubleshooting</a></p> <p>Helpful notes and troubleshooting tips for UPERFECT portable monitors, covering connection methods, power requirements, and defect resolution.</p>
<div><div>UPERFECT 17.3-inch Portable Monitor</div><div>User Manual</div></div> <div></div>	<p><a href="#">UPERFECT 17.3-inch Portable Monitor User Manual</a></p> <p>User manual for the UPERFECT 17.3-inch portable monitor, covering setup, specifications, connections, screen adjustments, and troubleshooting.</p>
<div><div>UPERFECT 18.5 Inch 1080P Portable Monitor</div><div>User Manual</div></div> <div></div>	<p><a href="#">UPERFECT 18.5 Inch 1080P Portable Monitor User Manual - Setup, Specs, Connectivity</a></p> <p>Download the UPERFECT 18.5 Inch 1080P Portable Monitor User Manual. Find detailed instructions on setup, specifications, USB-C and HDMI connectivity, screen adjustments, and troubleshooting for your portable display.</p>
<div><div>UPERFECT 18.5 Inch 1080P Portable Monitor</div><div>User Manual</div></div> <div></div>	<p><a href="#">UPERFECT 18.5 Inch 1080P Portable Monitor User Manual</a></p> <p>User manual for the UPERFECT 18.5 Inch 1080P Portable Monitor, covering setup, specifications, connectivity, screen adjustments, and troubleshooting.</p>