

XIAOMI Redmi 15

XIAOMI Redmi 15 4G LTE Smartphone User Manual

Model: Redmi 15 (25062RN2DL)

INTRODUCTION

This manual provides essential information for setting up, operating, and maintaining your XIAOMI Redmi 15 4G LTE smartphone. Please read this guide thoroughly to ensure proper use and to maximize the device's features.



Image: Front and back view of the XIAOMI Redmi 15 smartphone in Midnight Black. The front displays the screen, and the back shows the camera module and Redmi branding.

1. SETUP

1.1 SIM Card and Micro SD Card Installation

The Redmi 15 supports dual Nano SIM cards and one Micro SD card for expanded storage. Locate the SIM tray on the side of the device. Use the provided SIM ejector tool to open the tray. Carefully place your Nano SIM cards and Micro SD card into the designated slots, ensuring correct orientation. Reinsert the tray firmly into the phone.

1.2 Initial Power On and Network Compatibility

Press and hold the power button until the XIAOMI logo appears. Follow the on-screen instructions to

complete the initial setup. For network connectivity in the USA, this device is compatible with T-Mobile, Mint Mobile, and Tello. It also supports 4G VoLTE worldwide. Please ensure your SIM card is activated with a compatible carrier.

WARNING
PLEASE CHECK IF YOUR CARRIER IS COMPATIBLE WITH THE PHONE
GSM UNLOCKED




COMPATIBLE



T-MOBILE
MINT
TELLO
ULTRA

OUTSIDE
USA
FUERA DE
USA



NOT
COMPATIBLE



VERIZON
AT&T
XFINITY
BOOST
VIRGIN
VISIBLE
CRICKET
OTHER CDMA
CARRIER

Image: A chart illustrating network compatibility. Compatible carriers include T-Mobile, Mint, Tello, Ultra, and networks outside the USA. Incompatible carriers include Verizon, AT&T, Xfinity, Boost, Virgin, Visible, Cricket, and other CDMA carriers.

1.3 Charging the Device

Connect the provided USB Type-C cable to the phone's charging port and the other end to the 33W wall charger. The device supports 33W turbo charging for rapid power replenishment. Ensure the charger is plugged into a standard power outlet. The battery indicator on the screen will show charging status.

2. OPERATING INSTRUCTIONS

2.1 Basic Navigation

The Redmi 15 features a 6.9-inch FHD+ DotDisplay with a responsive touchscreen. Navigate the interface by tapping, swiping, and pinching. Use the volume buttons on the side to adjust audio levels and the power button for screen lock/unlock and power options.

2.2 Display Features

Experience smooth visuals with a refresh rate of up to 144Hz, adjustable for supported applications. The display offers 700 nits (typ) brightness and 850 nits HBM, with a contrast ratio of 1400:1. It is TÜV Rheinland certified for Low Blue Light, Circadian Friendly, and Flicker Free, enhancing eye comfort.

2.3 Camera Usage

The device is equipped with a 50MP main camera (f/1.8, 5P lens) and an auxiliary lens, along with an 8MP front camera (f/2). Open the Camera app to access various modes including filmCamera, HDR, Soft-light ring, Portrait mode, and Time-lapse. Rear camera video recording supports 1080p and 720p at 30 fps. Front camera video recording also supports 1080p and 720p at 30 fps.

2.4 Security Features

Unlock your phone using the rear-mounted fingerprint sensor or AI face unlock for convenient and secure access to your device.

2.5 Connectivity

The Redmi 15 supports Wi-Fi (2.4GHz | 5GHz) and Bluetooth 5.1 for wireless connections. For location services, it integrates GPS, AGPS, GLONASS, Beidou, and Galileo.

2.6 Audio

A 3.5mm headphone jack is available for wired audio accessories. The device also features a proximity sensor, ambient light sensor, and accelerometer.

3. MAINTENANCE

3.1 Battery Care

The 7000mAh (typ) battery is designed for extended use. To prolong battery life, avoid extreme temperatures and fully discharging the battery regularly. Use only the provided charger and cable for optimal charging performance.

3.2 Software Updates

Your device runs on Xiaomi HyperOS based on Android 15. Periodically check for system updates in the device settings to ensure you have the latest features, security patches, and performance improvements.

3.3 Cleaning and Protection

The Redmi 15 has an IP64 rating for dust and water resistance. While it offers protection against splashes and dust, it is not waterproof. Avoid submerging the device in water. Clean the screen and body with a soft, lint-free cloth. Do not use harsh chemicals or abrasive materials. The included phone case can provide additional physical protection.

4. TROUBLESHOOTING

If you encounter issues with your Redmi 15, consider the following basic troubleshooting steps:

- **Device Not Powering On:** Ensure the battery is charged. Connect the charger and wait a few minutes before attempting to power on again.
- **Network Connectivity Issues:** Check if your SIM card is properly inserted. Verify that mobile data is enabled in settings. If in the USA, confirm your carrier is T-Mobile, Mint, or Tello. Restart the device.
- **Slow Performance:** Close unnecessary background applications. Clear cache from apps. Restart the device. Ensure sufficient storage space is available.
- **Charging Problems:** Use the original charger and cable. Check for debris in the charging port. Try a different power outlet.
- **Camera Malfunction:** Restart the camera app or the device. Ensure there are no obstructions on the camera lenses.

For more complex issues, refer to the official XIAOMI support website or contact customer service.

5. SPECIFICATIONS





Image: A close-up of the phone screen displaying various regulatory certifications including CE for Europe, FCC ID for the U.S., NOM for Mexico, and Sutel for Costa Rica, confirming model 25062RN2DL.

Feature	Detail
Model Name	Redmi 15 (25062RN2DL)
Operating System	Xiaomi HyperOS based on Android 15
Processor	Snapdragon 685
Display	6.9" FHD+ DotDisplay, 2340 × 1080 resolution, 144Hz refresh rate
RAM	6 GB
Storage	128 GB (expandable via Micro SD)
Rear Camera	50MP main (f/1.8) + Auxiliary lens
Front Camera	8MP (f/2)
Battery	7000mAh (typ), 33W turbo charging
Connectivity	4G LTE, Wi-Fi (2.4GHz/5GHz), Bluetooth 5.1, GPS, AGPS, GLONASS, Beidou, Galileo
Ports	USB Type-C, 3.5mm headphone jack

Security	Rear fingerprint sensor, AI face unlock
Dimensions	7 x 4 x 2 inches (Package)
Weight	6 ounces
Water/Dust Resistance	IP64
In the Box	Phone, 33W Wall Charger, USB Type-C Cable, Phone Case, SIM Ejector Tool (implied)

6. WARRANTY AND SUPPORT



Your XIAOMI Redmi 15 smartphone is covered by a manufacturer's warranty. For specific warranty terms and conditions, please refer to the warranty card included with your product or visit the official XIAOMI support website. The device was first available on August 7, 2025.





For technical assistance, troubleshooting, or service inquiries, please contact XIAOMI customer support through their official channels. Keep your purchase receipt and device model number (25062RN2DL) handy when seeking support.

Manufacturer: Xiaomi

© 2025 XIAOMI. All rights reserved.

Related Documents - Redmi 15

	<p>Redmi 15 Quick Start Guide</p> <p>Quick start guide for the Xiaomi Redmi 15 smartphone, covering initial setup, device overview, safety precautions, regulatory information, and connectivity options.</p>
	<p>Xiaomi Redmi 5A User Guide</p> <p>Comprehensive user guide for the Xiaomi Redmi 5A smartphone, detailing setup, MIUI features, SIM card management, dual SIM capabilities, safety precautions, environmental disposal, EU and FCC regulatory compliance, and SAR exposure information.</p>

<div></div> <div>Redmi Note 11 Pro Quick Start Guide</div>	<p>Redmi Note 11 Pro Quick Start Guide Xiaomi</p> <p>Official quick start guide for the Xiaomi Redmi Note 11 Pro smartphone. Learn about setup, MIUI, SIM card usage, safety precautions, WEEE disposal, EU and FCC regulations, SAR information, and product specifications.</p>
<div></div>	<p>Redmi 5 Plus User Manual Xiaomi</p> <p>Official user manual for the Xiaomi Redmi 5 Plus smartphone. Includes basic safety information, device overview, MIUI operating system details, SIM card usage instructions, and links to support resources.</p>
<div></div>	<p>Xiaomi Redmi 7 User Guide: Setup, Features, and Safety Information</p> <p>Comprehensive guide for the Xiaomi Redmi 7 smartphone, covering initial setup, MIUI features, dual SIM usage, and essential safety precautions for optimal and safe operation.</p>
<div></div>	<p>Guía de Inicio Rápido y Tarjeta de Garantía Redmi 15</p> <p>Este documento proporciona una guía de inicio rápido y la información de garantía para el smartphone Redmi 15. Contiene instrucciones esenciales para la configuración inicial, así como detalles importantes sobre seguridad, cumplimiento normativo y la política de garantía de Xiaomi.</p>