

Falagil F-CNUS-FBA-MOC158329

Falagil Haunted Asylum Madhouse Building Blocks Instruction Manual

Model: F-CNUS-FBA-MOC158329 | Brand: Falagil

1. INTRODUCTION AND OVERVIEW

Thank you for choosing the Falagil Haunted Asylum Madhouse Building Blocks set. This detailed, three-level modular horror castle architecture set is designed for adult collectors and enthusiasts aged 14 and above. Comprising 6755 pieces, this set offers a challenging and rewarding building experience, culminating in an impressive display model measuring 51x51x57 cm.

The interior of the model features numerous horror elements, creating an immersive atmosphere that can be explored during the assembly process. The high-quality ABS building blocks ensure stability and a long lifespan for your completed model.



Image 1.1: An individual engaged in the assembly process of the detailed Haunted Asylum Madhouse building block set, highlighting the immersive experience.

2. PRODUCT FEATURES

- **Extensive Piece Count:** This set includes 6755 high-quality ABS building blocks for a comprehensive and detailed construction.
- **Modular Design:** A three-level haunted house structure with intricate architectural details.
- **Impressive Dimensions:** The completed model measures approximately 51 cm (L) x 51 cm (W) x 57 cm (H).
- **Detailed Interior:** Features various horror-themed elements and a semi-open interior for exploration.
- **Challenging Build:** Designed for building enthusiasts aged 14 and above, offering a stimulating and focused assembly experience.
- **Durable Materials:** Constructed from high-quality Acrylonitrile Butadiene Styrene (ABS) for lasting durability.

3. ASSEMBLY INSTRUCTIONS

This Falagil building block set is a MOC (My Own Creation) custom style model. The assembly process requires patience and attention to detail. Please follow the included instruction manual carefully.

3.1. Unpacking and Preparation

The product is delivered in sturdy cardboard or plastic bag packaging to ensure good condition upon arrival. Please note that this product does not come with special gift packaging.




Image 3.1: This image illustrates the two types of packaging used for the building block set: a sturdy cardboard box or a plastic bag. Both methods ensure the product arrives in good condition.

Before starting assembly, organize all the building blocks. While some sets may have numbered bags, MOC custom sets may not. Sorting pieces by color and type can greatly assist in the building process.

3.2. Following the Manual

A detailed instruction manual is included to guide you through each step of the assembly. Pay close attention to the diagrams and instructions provided. The large number of components requires skill and concentration.




Image 3.2: The fully assembled Haunted Asylum Madhouse model, showcasing its intricate design and scale, alongside the instruction manual.

3.3. Key Architectural Details

The set features numerous intricate details, including gothic spires, weathered stone walls, a vintage clock tower, gargoyle-like decor, and a semi-open interior. These elements contribute to the overall spooky gothic aesthetic.



Image 3.3: A collage of close-up views, highlighting various architectural details and decorative elements of the Haunted Asylum Madhouse model, such as windows, doors, and gothic accents.

4. OPERATING AND DISPLAY

Once assembled, the Falagil Haunted Asylum Madhouse is designed as a display-worthy model. Its modular nature allows for appreciation of both the exterior and interior details.

4.1. Displaying Your Model

The finished model is a striking decor piece for any home or office. Its substantial size and detailed design make it a focal point.



Image 4.1: A clear front view of the assembled Haunted Asylum Madhouse building block set, emphasizing its grand facade and central clock tower.




Image 4.2: An isometric perspective of the Haunted Asylum Madhouse model, revealing its multi-level structure, surrounding moat, and detailed exterior.

4.2. Interactive Elements

Explore the various horror elements within the interior. The modular design may allow for access to different sections for closer inspection.

Your browser does not support the video tag.

Video 4.1: An official product video showcasing various angles and detailed features of the Falagil Haunted Asylum Madhouse building block set.

5. MAINTENANCE

To maintain the appearance and integrity of your Falagil Haunted Asylum Madhouse model, follow these simple maintenance guidelines:

- **Dusting:** Regularly dust the model with a soft, dry cloth or a soft-bristled brush to prevent dust buildup in crevices.
- **Cleaning:** For more thorough cleaning, gently wipe the blocks with a damp cloth using only water. Avoid harsh chemicals or abrasive cleaners, as these can damage the plastic.
- **Storage:** If disassembling for storage, keep all pieces in a secure container to prevent loss or damage. Store in a cool, dry place away from direct sunlight to prevent discoloration.

6. TROUBLESHOOTING

Encountering issues during assembly or with your model? Here are some common concerns and solutions:

6.1. Missing Parts

Due to the custom nature of MOC (My Own Creation) sets, there may occasionally be missing parts. If you find any missing accessories or pieces, please contact our customer service team immediately through the contact information provided in the package or on the Amazon platform. We will arrange for a free refill as soon as possible.



Image 6.1: This image explains that due to the custom nature of MOC sets, there may occasionally be missing parts. It advises customers to contact support for free replacements if parts are missing.

6.2. Difficulty with Instructions

If you find the printed instruction manual difficult to read (e.g., small print, unclear colors), please contact our customer service team through the Amazon platform. We can provide a PDF instruction manual for easier viewing on a digital device.

6.3. General Assembly Challenges

This set is designed to be challenging. If you encounter difficulties, take a break and re-examine the instructions. Ensure all pieces are correctly oriented and firmly connected. Sometimes, a fresh perspective can help identify overlooked steps.

7. SPECIFICATIONS

Specification	Detail
Brand Name	Falagil
Model Name	F-CNUS-FBA-MOC158329
Set Name	Haunted Asylum Madhouse
Number of Pieces	6755

Item Dimensions (L x W x H)	20.08 x 20.08 x 22.44 inches (51 x 51 x 57 cm)
Item Weight	15.4 Pounds
Material Type	Acrylonitrile Butadiene Styrene (ABS)
Color	Grey
Theme	Architecture
Manufacturer Minimum Age	180 Months (15 Years)
Is Assembly Required	Yes
Operation Mode	Manual



Image 7.1: This diagram illustrates the dimensions of the assembled Haunted Asylum Madhouse model, measuring 51cm (L) x 51cm (W) x 57cm (H).

8. SAFETY INFORMATION

WARNING: CHOKING HAZARD - Small parts. This product contains small parts and is not suitable for children under 3 years of age. Adult supervision is recommended during assembly, especially when children are present.

9. WARRANTY AND SUPPORT

For any questions, concerns, or support needs regarding your Falagil Haunted Asylum Madhouse Building Blocks set, please contact the seller, OJF1999, directly through the Amazon platform. They are committed to ensuring a positive experience and will assist with missing parts or instruction manual requests.

9.1. Contacting Support for Missing Parts

If you discover any missing pieces, please follow these steps:

1. Identify the specific missing parts and their quantities.
2. Contact the seller, OJF1999, via the Amazon Buyer Center.
3. Provide details of the missing parts. The seller will arrange for a free replacement.



Image 9.1: This image outlines the after-sale support process, including how to contact the seller for missing parts and instruction manual requests.