

Machenike GTR HP8745H00

Machenike Mini Desktop GTR HP8745H00 User Manual

Model: GTR HP8745H00 | Brand: Machenike

1. INTRODUCTION

This manual provides essential information for setting up, operating, maintaining, and troubleshooting your Machenike Mini Desktop GTR HP8745H00. Please read this guide thoroughly to ensure optimal performance and longevity of your device.



Figure 1: Front view of the Machenike Mini Desktop, showcasing its compact design and accessible ports.

2. SETUP

2.1 Unboxing and Package Contents

Carefully remove all components from the packaging. Ensure the following items are present:

- Machenike Mini Desktop Unit
- Power Adapter
- HDMI Cable

2.2 Connecting Peripherals

Connect your monitor, keyboard, and mouse to the appropriate ports on the mini desktop. For optimal display quality, use the HDMI or DisplayPort connections.

- **Monitor:** Connect via HDMI 2.1 or Display Port.
- **Keyboard/Mouse:** Connect via USB 3.2 Gen1/Gen2 ports.
- **Power:** Connect the power adapter to the DC-in port and then to a power outlet.



Figure 2: Side view illustrating the various connectivity ports available on the mini desktop.

2.3 Initial Boot and Windows 11 Setup

Upon first power-on, the system will guide you through the Windows 11 Home setup process. Follow the on-screen instructions to configure your language, region, network, and user account. An internet connection is recommended for the initial setup to ensure all updates are applied.

Your browser does not support the video tag.

Video 1: Step-by-step guide for Windows 11 online activation and initial setup.

3. OPERATING INSTRUCTIONS

3.1 Power On/Off

Press the power button located on the front panel to turn the device on or off. A quick press will initiate sleep mode, while a longer press will power down the system.

3.2 Connectivity

The mini desktop offers robust connectivity options:

- **Wireless:** Integrated Wi-Fi 6 for high-speed internet access and Bluetooth for connecting wireless peripherals.
- **Wired:** 1 x RJ45 port for stable wired Ethernet connection.
- **USB Ports:** 4 x USB 3.2 Gen1 (5Gbps), 1 x USB 3.2 Gen2 (10Gbps), and 2 x Type-C ports for various devices and data transfer.

3.3 Multi-Display Support

The device supports quad-screen display output, enhancing productivity for multitasking environments. Connect multiple monitors using the HDMI 2.1, DisplayPort, and two Type-C ports.

Your browser does not support the video tag.

Video 2: Demonstrates the multi-display capabilities and various features of a similar mini PC model.

3.4 Performance Overview

Equipped with an AMD Ryzen 7 8745HS processor, 16GB DDR5 RAM, and a 512GB SSD, this mini desktop is designed for efficient performance across various tasks, from daily computing to content creation and light gaming.



Figure 3: Overview of key features including processor, memory, storage, and operating system.

4. MAINTENANCE

4.1 Cooling System

The Machenike Mini Desktop features a MER1.0 cooling system with a Y+U-shaped heat pipe design and dual fans to ensure stable and quiet operation, even under heavy loads. Regular cleaning of dust from the vents is recommended to maintain optimal airflow.

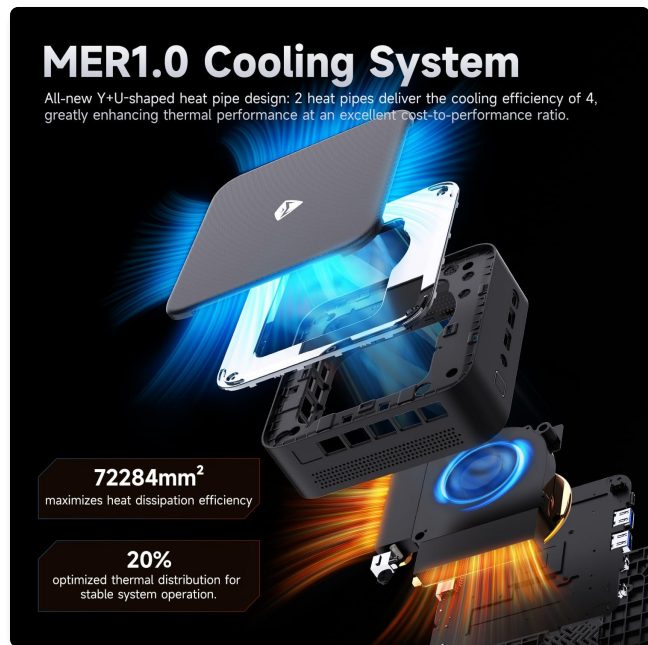


Figure 4: Exploded view illustrating the internal cooling system components.

4.2 Storage Expansion

The device supports up to 4TB PCIe M.2 Solid State Drive, allowing for significant storage upgrades. Consult a qualified technician for internal hardware modifications.

Your browser does not support the video tag.

Video 3: Visual demonstration of internal components and cooling design in a similar mini PC.

4.3 Software Updates

Regularly update Windows 11 and device drivers to ensure system stability, security, and optimal performance. Windows Update can be accessed via Settings > Windows Update.

5. TROUBLESHOOTING

5.1 General Issues

- **No Power:** Ensure the power adapter is securely connected to both the device and the power outlet. Try a different outlet.
- **No Display:** Verify monitor cables are correctly connected and the monitor is powered on and set to the correct input source.
- **System Unresponsive:** Perform a hard reset by holding the power button for 5-10 seconds until the device powers off, then restart.

5.2 Bluetooth Connectivity

If experiencing issues with Bluetooth devices (e.g., headphones), ensure the device is in pairing mode and within range. Check Windows Bluetooth settings to ensure Bluetooth is enabled and drivers are up to date. Restarting the mini desktop can often resolve temporary connectivity issues.

6. SPECIFICATIONS

Feature	Specification
Processor	AMD Ryzen 7 8745HS (8 Cores, 16 Threads, up to 5.1 GHz)
Graphics	AMD Radeon Graphics (Integrated)
RAM	16GB DDR5 RAM (4800 MHz)
Storage	512GB M.2 SSD (PCIe x4)
Operating System	Windows 11 Home
Wireless Connectivity	Wi-Fi 6, Bluetooth
Ports	4x USB 3.2 Gen1, 1x USB 3.2 Gen2, 2x Type-C, 1x HDMI 2.1, 1x RJ45, 1x Display Port, 1x 3.5mm Audio, 1x Restart Button
Max Screen Resolution	3840x2160
Dimensions (LxWxH)	5.05 x 1.96 x 5.05 inches

Feature	Specification
Weight	3.4 pounds
Color	Black

7. ADDITIONAL RESOURCES

For further assistance or to explore more features, consider these resources:

- **Product Overview:** A visual guide to the mini PC's capabilities and design.


Your browser does not support the video tag.

Video 4: A brief overview of the EliteMini UM870 Slim, showcasing its compact form factor and connectivity.

© 2025 Machenike. All rights reserved.

Related Documents - GTR HP8745H00

--	--







[Qingdao Machenike L7AIR Laptop User Manual and Specifications](#)

Official user manual and technical specifications for the Qingdao Machenike L7AIR laptop (Model 2BBT5-L7AIR), including safety guidelines and regulatory compliance information.



[MACHENIKE TH70 Pro ANC Earbuds User Manual](#)

User manual for the MACHENIKE TH70 Pro ANC Earbuds, detailing features, specifications, connection methods, package contents, and troubleshooting. Includes multi-language support.

	<p>Machenike L7 Mix Wireless Gaming Mouse User Manual and Specifications</p> <p>Detailed user manual and specifications for the Machenike L7 Mix wireless gaming mouse, covering features, connectivity, DPI settings, sleep modes, and FCC compliance.</p>
	<p>MACHENIKE G5PRO Wireless Gaming Controller Operation Manual</p> <p>Comprehensive operation instructions and technical specifications for the MACHENIKE G5PRO wireless gaming controller. Covers setup, connection modes for PC, Switch, Android, and iOS, key functions, expanded features like lighting and vibration, calibration, and product parameters.</p>
	<p>Machenike G3 Gamepad User Manual</p> <p>Comprehensive user manual for the Machenike G3 Gamepad, covering package contents, maintenance, button layout, compatibility with various platforms (Windows, macOS, Android, Nintendo Switch, PlayStation 3), product features, extended functions like backlight and vibration adjustment, connection instructions, and technical specifications.</p>
	<p>L8 Air Wireless Mouse User Manual - Machenike</p> <p>User manual for the Machenike L8 Air Wireless Mouse, detailing setup, connection, features, and specifications. Includes information on DPI settings, battery life, and charging.</p>