

## EWEADN V80

# EWEADN V80 Wired TKL RGB Gaming Keyboard User Manual

Model: V80

## 1. INTRODUCTION

This manual provides detailed instructions for the setup, operation, and maintenance of your EWEADN V80 Wired TKL RGB Gaming Keyboard. Please read this manual thoroughly before using the product to ensure optimal performance and longevity.



Figure 1: EWEADN V80 Wired TKL RGB Gaming Keyboard, showcasing its compact design and gradient pink keycaps.

## 2. PRODUCT OVERVIEW

### 2.1 Key Features

- **Wired Connectivity:** USB-C wired design for stable, interference-free connection with zero input lag.
- **80% TKL Layout:** Compact Tenkeyless design saves desk space while retaining essential keys.
- **RGB Backlighting:** 12 dynamic lighting modes with adjustable brightness and speed.
- **Quiet Membrane Switches:** Provides tactile feedback with minimal noise, suitable for quiet environments.
- **PBT Keycaps:** Double-shot injection-molded PBT keycaps with side-printed legends for durability and clear backlighting.

- **26-Key Anti-Ghosting:** Ensures accurate registration of multiple simultaneous keypresses.
- **Ergonomic Design:** Integrated two-stage kickstand for adjustable typing angles to reduce wrist strain.
- **Multi-System Support:** Compatible with Windows and Mac operating systems.

## 2.2 What's in the Box

- EWEADN V80 Wired TKL RGB Gaming Keyboard
- USB-C to USB-A Cable
- User Manual

## 3. SETUP

---

### 3.1 Connecting the Keyboard

1. Locate the USB-C port on the back of the keyboard.
2. Connect the USB-C end of the provided cable to the keyboard.
3. Connect the USB-A end of the cable to an available USB port on your computer (PC or Mac).
4. The keyboard is plug-and-play and should be recognized automatically by your operating system.



Figure 2: The USB-C port for connecting the keyboard to your computer.

### 3.2 System Compatibility

The EWEADN V80 keyboard is compatible with Windows and Mac operating systems. No additional drivers are typically required for basic functionality.

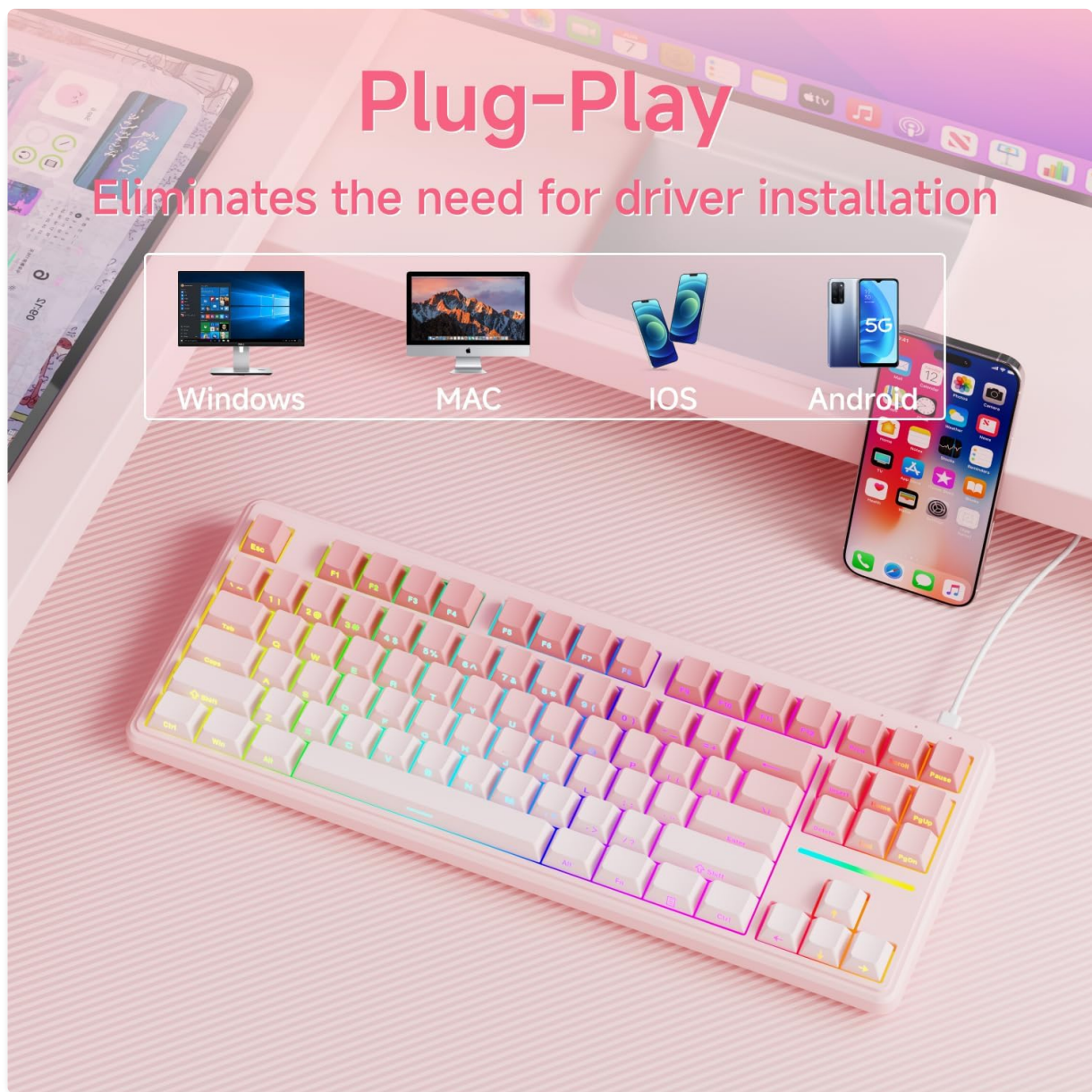


Figure 3: The keyboard supports multiple operating systems and devices for versatile use.

## 4. OPERATION

### 4.1 RGB Backlighting Control

The keyboard features 12 dynamic RGB lighting modes. All lighting functions are controlled using the **FN** key in combination with other keys.

- **Turn On/Off Backlight:** Press **FN** + **BackSpace**.
- **Change Lighting Mode:** Press **FN** + **Insert** to cycle through 12 different lighting effects.
- **Adjust Brightness:** Press **FN** + **PU** (Page Up) to increase brightness, **FN** + **PD** (Page Down) to decrease brightness.
- **Adjust Speed:** Press **FN** + **'-'** to decrease lighting speed, **FN** + **'='** to increase lighting speed.



# 3 COLORFUL BACKLIT MOODS



Figure 4: Examples of the diverse RGB backlighting modes available on the keyboard.

Your browser does not support the video tag.

Video 1: A short demonstration of the EWEADN V80 Wired RGB Gaming Keyboard's lighting effects and compact design.

## 4.2 Key Functions (FN Combinations)

Combination	Function
FN + F1	Screen Brightness -
FN + F2	Screen Brightness +
FN + F3	Convert Mode
FN + F4	Microphone Mute
FN + F5	Multi-media
FN + F6	Previous Song
FN + F7	Play/Pause

Combination	Function
FN + F8	Next Song
FN + F9	Volume -
FN + F10	Volume +
FN + F11	Mute
FN + F12	Calculator

4.3 Anti-Ghosting

The V80 keyboard supports 26-key anti-ghosting, ensuring that every keypress is registered accurately, even during rapid and simultaneous inputs common in gaming. This prevents missed commands and enhances your gaming experience.



Figure 5: Illustration of the 26-key anti-ghosting feature, ensuring all simultaneous keypresses are recognized.

5. MAINTENANCE

## 5.1 Cleaning

- Disconnect the keyboard from your computer before cleaning.
- Use a soft, lint-free cloth slightly dampened with water or a mild cleaning solution to wipe the keycaps and keyboard surface.
- Avoid using harsh chemicals, abrasive cleaners, or spraying liquids directly onto the keyboard.
- Use compressed air to remove dust and debris from between the keycaps.

## 5.2 Storage

Store the keyboard in a cool, dry place away from direct sunlight and extreme temperatures. If storing for an extended period, consider placing it back in its original packaging to protect it from dust and physical damage.

## 6. TROUBLESHOOTING

### 6.1 Common Issues

- **Keyboard Not Responding:**
  - Ensure the USB-C cable is securely connected to both the keyboard and the computer.
  - Try connecting the keyboard to a different USB port on your computer.
  - Restart your computer.
- **Backlight Not Working:**
  - Ensure the backlight is not turned off (FN + BackSpace).
  - Adjust the brightness using FN + PU/PD.
- **Keys Not Registering:**
  - Clean the affected key to ensure no debris is obstructing the switch.
  - Test the keyboard on another computer to rule out a system-specific issue.

### 6.2 Contact Support

If you encounter issues not resolved by the troubleshooting steps, please contact EWEADN customer support at [eweadnkeyboard@outlook.com](mailto:eweadnkeyboard@outlook.com). Provide your product model (V80) and a detailed description of the problem.

## POWERFUL AFTER-SALES BACKING



Pre-Sales Q&A



Troubleshooting



Accessories Reissue



Returns And Exchanges



Email Support: [eweadnkeyboard@outlook.com](mailto:eweadnkeyboard@outlook.com)

Figure 6: EWEADN offers comprehensive after-sales support for customer inquiries and issues.




## 7. SPECIFICATIONS

Feature	Detail
Model Number	V80
Connectivity	Wired (USB-C)
Layout	80% TKL (Tenkeyless)
Switch Type	Membrane
Keycaps	PBT Double-shot, Side-printed legends
Backlighting	RGB (12 modes, adjustable brightness/speed)
Anti-Ghosting	26-Key Rollover
Ergonomics	Two-stage adjustable kickstand
Product Dimensions	14.37 x 5.47 x 1.53 inches
Item Weight	1.71 pounds
Compatible Devices	Laptop, PC, Smartphone, Tablet

## 8. WARRANTY AND SUPPORT

The EWEADN V80 Wired TKL RGB Gaming Keyboard comes with a 48-month (4-year) manufacturer warranty. For warranty claims or further assistance, please contact our dedicated customer support team at [eweadnkeyboard@outlook.com](mailto:eweadnkeyboard@outlook.com).

### Related Documents - V80

	<a href="#">EWEADN S9 Wireless Mouse User Manual</a> User manual for the EWEADN S9 wireless mouse, providing detailed information on its features, ergonomic design, DPI adjustment, wireless connectivity, setup instructions, and technical specifications. Includes guidance on battery installation and USB receiver usage.
	<a href="#">EWEADN V20 Keyboard User Manual and Specifications</a> Comprehensive user guide for the EWEADN V20 keyboard, covering basic parameters, sleep mechanism, power indicator, lighting settings, connection methods (2.4G, Bluetooth, Wired), and list of items. Includes FCC compliance information.
	<a href="#">EWEADN X99 Mechanical Keyboard User Guide</a> Comprehensive user guide for the EWEADN X99 mechanical keyboard, covering 2.4G, Bluetooth, and wired connection modes, key functions, lighting, battery status, and manufacturer information.
