

Ohuhu B0FN3V2Q71

Ohuhu Bamboo Marker Organizer User Manual

Model: B0FN3V2Q71

1. INTRODUCTION

Thank you for choosing the Ohuhu Bamboo Marker Organizer. This manual provides essential information for the proper setup, operation, and maintenance of your new marker storage solution. Designed to hold up to 126 markers, this organizer helps keep your art supplies tidy and accessible.

The organizer is crafted from natural bamboo, offering a durable and environmentally friendly solution for artists, students, and hobbyists. Its design ensures markers are stored horizontally, which is crucial for preventing ink leakage and maintaining marker longevity.



Image 1.1: The Ohuhu Bamboo Marker Organizer, showcasing its capacity when filled with markers.

2. SETUP

The Ohuhu Bamboo Marker Organizer requires no assembly. It is designed for immediate use upon unpacking.

2.1 Unpacking

1. Carefully remove the organizer from its packaging.
2. Inspect the organizer for any signs of damage during transit. If damage is found, please contact customer support.
3. Place the organizer on a stable, flat surface where you intend to use it.

MADE OF 100% NATURAL BAMBOO



No assembly
required



With 18 equal-sized
compartments



Strong & durable



Eco-friendly,
safe and nontoxic

Made of 100% bamboo, subtle deformation is normal and inevitable.

Image 2.1: The organizer is made of 100% natural bamboo and requires no assembly.

3. OPERATING INSTRUCTIONS

This organizer features 18 compartments, each designed to hold multiple markers, pens, or colored pencils. It is specifically optimized for storing alcohol markers horizontally to prevent ink drying out or leaking.

3.1 Storing Markers

- Gently slide your markers into the compartments. The organizer is designed to accommodate various marker sizes, including Ohuhu Honolulu and Oahu series alcohol markers.
- Ensure markers are laid flat and horizontally within each slot. This orientation is crucial for maintaining the integrity of alcohol-based markers.
- You can classify different types or colors of drawing tools into separate compartments for optimal organization.

With **18** compartments,
can hold up to **126** markers

Fits Oahu and Honolulu series of Ohuhu markers

***Note: Markers not included**



Image 3.1: The organizer features 18 compartments, capable of holding up to 126 markers, including Ohuhu Honolulu and Oahu series.



Image 3.2: A front view demonstrating the organized storage of markers within the unit.

3.2 Marker Compatibility

The organizer is compatible with most standard alcohol markers, including Ohuhu's Honolulu and Oahu series. It can also store other art supplies such as pens, colored pencils, and art brushes, provided they fit within the compartment dimensions.



Image 3.3: Example of Ohuhu 48-color alcohol markers, which fit perfectly in the organizer.

4. MAINTENANCE

To ensure the longevity and appearance of your bamboo marker organizer, follow these simple maintenance guidelines:

- **Cleaning:** Wipe the organizer with a soft, damp cloth. Avoid using harsh chemicals or abrasive cleaners, as these can damage the bamboo finish.
- **Drying:** After cleaning, immediately dry the surface with a clean, dry cloth to prevent water spots or moisture absorption.
- **Placement:** Keep the organizer away from direct sunlight or extreme temperature changes, which can cause the bamboo to warp or crack over time.
- **Corrosion Resistance:** The natural bamboo material is inherently corrosion-proof, making it suitable for long-term use in various environments.

5. TROUBLESHOOTING

- **Markers not fitting:** Ensure the markers are placed horizontally. If a marker is unusually thick, it may not fit in all slots. The compartment height is approximately 0.70 inches (1.8 cm).
- **Ink leakage:** This organizer is designed to store markers horizontally to prevent ink leakage. If you experience leakage, verify that your markers are stored flat and that their caps are securely fastened.
- **Organizer instability:** Ensure the organizer is placed on a flat, level surface.

6. SPECIFICATIONS

Brand	Ohuhu
Model Number (ASIN)	B0FN3V2Q71
Material	Natural Bamboo
Number of Compartments	18
Maximum Marker Capacity	126 (based on standard marker size)
Dimensions (Approximate)	Width: 9.84 inches (25 cm) Depth: 5.39 inches (13.7 cm) Height: 8.74 inches (22.2 cm)
Individual Compartment Height	0.70 inches (1.8 cm)
Date First Available	March 27, 2023

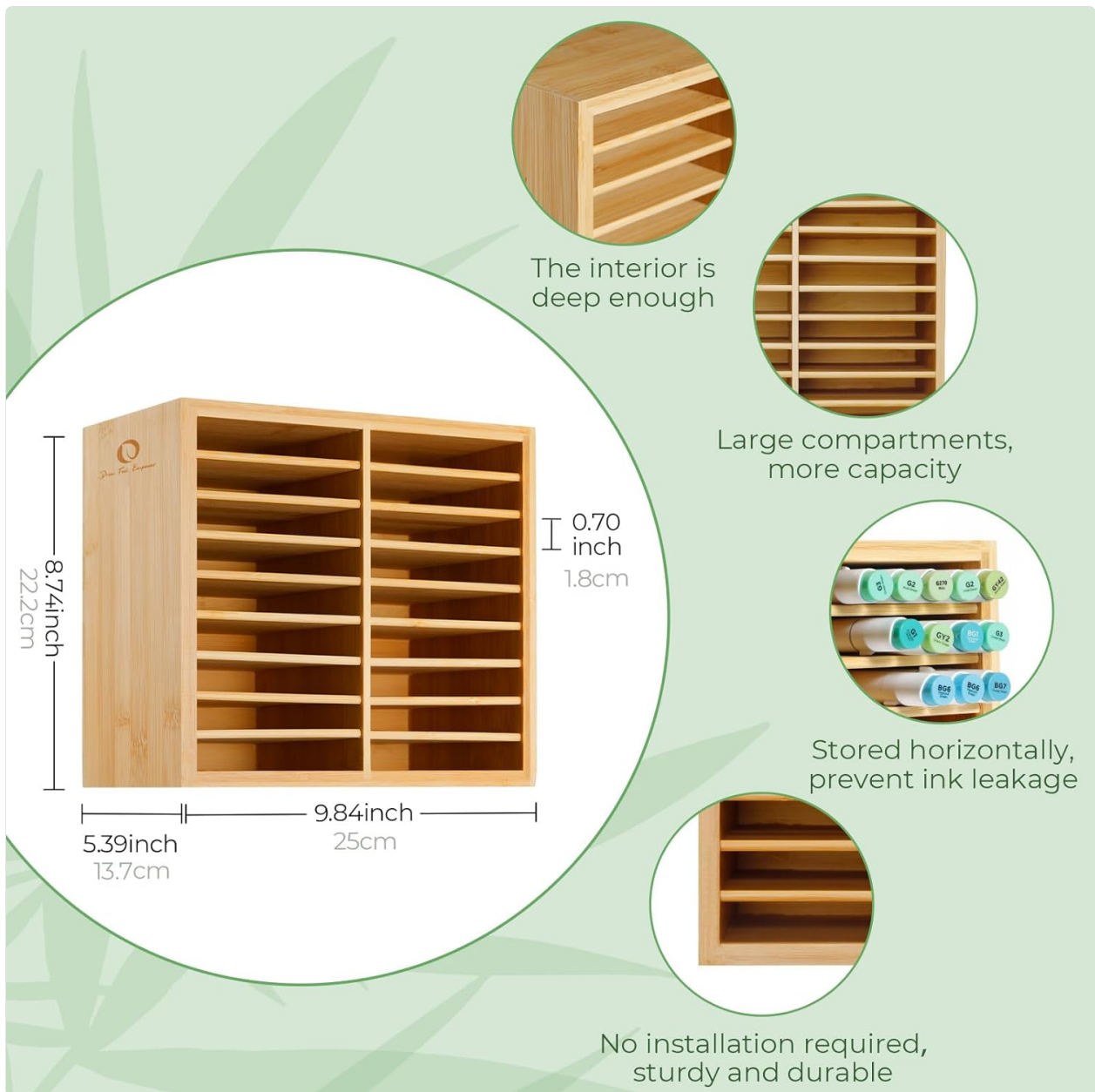








Image 6.1: Detailed dimensions of the Ohuhu Bamboo Marker Organizer.

7. WARRANTY AND SUPPORT

For information regarding warranty coverage, product support, or to report any issues, please refer to the contact information provided with your purchase or visit the official Ohuhu website. Please have your model number (B0FN3V2Q71) available when contacting support.

	<p>Ohuhu Alcohol Markers: Explore the Honolulu & Oahu Series</p> <p>Discover the vibrant world of Ohuhu alcohol markers. This guide explores the Honolulu and Oahu series, detailing features, color codes, and tips for artists of all levels.</p>
	<p>Ohuhu Bathtub Caddy Tray User Manual - Enhance Your Bathing Experience</p> <p>Comprehensive user manual for the Ohuhu Bathtub Caddy Tray, detailing package contents, product features, and installation instructions for a relaxing bath experience.</p>
	<p>Ohuhu Folding Walking Cane with LED Light - User Manual, Instructions, and Safety Information</p> <p>User manual for the Ohuhu Folding Walking Cane with LED Light. Provides instructions on light function, foot security, folding/unfolding, storage, weight limits, and critical battery safety warnings. Includes links to EU and UK Declarations of Conformity and FCC compliance information.</p>
	<p>Ohuhu Permanent Adhesive Vinyl User Manual & Application Guide</p> <p>Comprehensive user manual for Ohuhu Permanent Adhesive Vinyl. Learn step-by-step instructions for designing, cutting, weeding, and transferring vinyl for crafts and decor. Compatible with Cricut and Silhouette machines.</p>
	<p>Ohuhu Key Storage Lock Box: Setup and Usage Guide</p> <p>Learn how to set up and use your Ohuhu Key Storage Lock Box with this comprehensive guide. Features include a 4-digit combination, secure mounting, and durable zinc alloy construction for home and garage security.</p>
	<p>Ohuhu Dictionary Diversion Book Safe User Manual: Password Reset Guide</p> <p>A comprehensive user manual for the Ohuhu Dictionary Diversion Book Safe, detailing how to reset the combination lock. Learn to set and manage your secure password for this portable money safe.</p>