

Bewinner Bewinner6kgudew572

Bewinner Auracast LE Audio Transmitter User Manual

Model: Bewinner6kgudew572

1. INTRODUCTION

Thank you for choosing the Bewinner Auracast LE Audio Transmitter. This device is a versatile Bluetooth 5.4 low-latency Type-C adapter designed to transmit audio wirelessly to multiple devices simultaneously. It is ideal for enhancing your audio experience with home entertainment systems, car audio, PCs, and TVs. Please read this manual carefully to ensure proper setup and operation.

Wireless Audible Transmitter

QCC5.4 Version

Multi Split

Low Latency



Image 1.1: Bewinner Auracast LE Audio Transmitter highlighting its core features.

2. PRODUCT FEATURES

- **Auracast Broadcasting Support:** Enables multiple devices to listen simultaneously, making audio sharing more convenient.
- **Low Latency Transmission:** Utilizes LE Audio mode for a low-latency and high-quality sound transmission experience, ensuring seamless music playback.
- **Stable Connection:** Equipped with a high-performance integrated chip for stable and smooth sound quality and connection across various scenarios.
- **Bluetooth 5.4 Chip:** Enhances the transmission signal for long-distance transfer, with a maximum working distance of up to 10 meters (33 feet).
- **Wide Compatibility:** Supports various audio codecs, including APTX, APTXHD, APTX LL, and other audio formats, for an enhanced listening experience.

3. PACKAGE CONTENTS

Please check the package for the following items:

- Bewinner Auracast LE Audio Transmitter (USB-C)
- USB-A to USB-C Adapter (Optional, if included)
- User Manual



Image 3.1: Optional USB-A to USB-C adapter.

4. DEVICE OVERVIEW

Familiarize yourself with the components of your Bewinner Auracast LE Audio Transmitter:

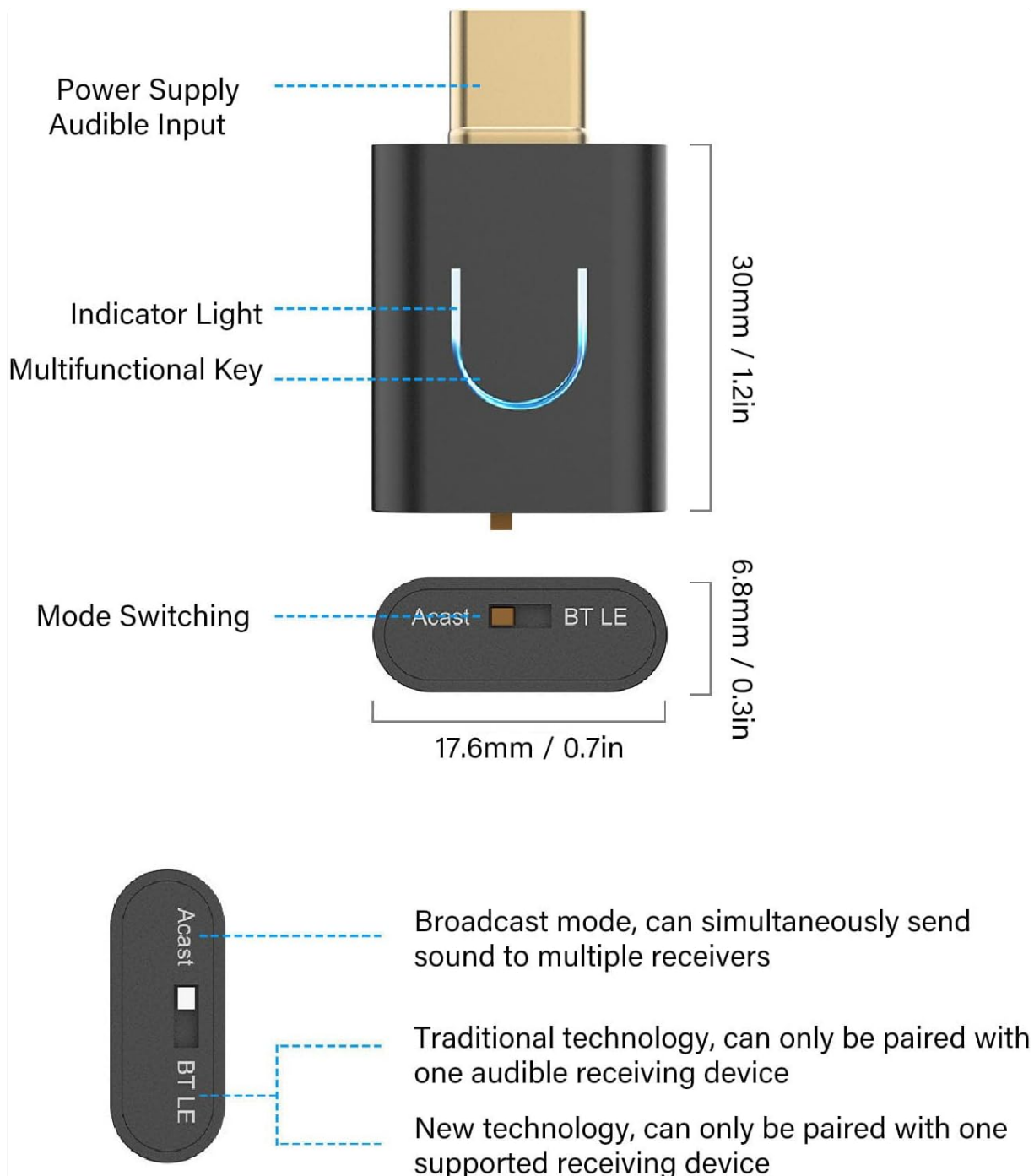


Image 4.1: Device components and mode switch.

- **Power Supply / Audio Input (USB-C):** Connects to your audio source (PC, TV, car audio) and powers the device.
- **Indicator Light:** Displays the device's status (pairing, connected, mode).
- **Multifunctional Key:** Used for pairing and other functions depending on the mode.
- **Mode Switch:** Toggles between Auracast Broadcast Audio mode (Acast) and Bluetooth Transmitter mode (BT LE).

5. SETUP GUIDE

5.1 Connecting the Transmitter

1. Identify a compatible USB-C port on your audio source device (e.g., PC, laptop, TV, car audio system).
2. Insert the Bewinner Auracast LE Audio Transmitter into the USB-C port. If your device only has a USB-A

port, use the provided USB-A to USB-C adapter (if included) to connect the transmitter.

3. Ensure the transmitter is securely connected. The indicator light will illuminate, indicating it is powered on.



Image 5.1: Connecting the transmitter to a laptop.

6. OPERATING INSTRUCTIONS

6.1 Mode Switching

The transmitter features a mode switch to select between two primary operating modes:

- **BT LE (Bluetooth Low Energy) Mode:** For traditional Bluetooth pairing with a single receiving device.
- **Acast (Auracast Broadcast Audio) Mode:** For broadcasting audio to multiple Auracast-enabled receiving devices simultaneously.

Slide the mode switch on the side of the transmitter to select your desired mode.

6.2 Pairing in BT LE Mode

1. Ensure the mode switch is set to **BT LE**.
2. Press and hold the Multifunctional Key on the transmitter until the indicator light starts flashing rapidly, indicating pairing mode.
3. Put your Bluetooth receiving device (e.g., headphones, speaker) into pairing mode.

4. The transmitter will automatically connect to the nearest available Bluetooth device. Once connected, the indicator light will turn solid.

6.3 Broadcasting in Auracast Mode

1. Ensure the mode switch is set to **Acast**.
2. The transmitter will automatically begin broadcasting.
3. On your Auracast-enabled receiving devices (e.g., compatible headphones, speakers), search for available Auracast broadcasts and connect to the Bewinner transmitter's broadcast.
4. Multiple devices can connect to the same broadcast simultaneously.

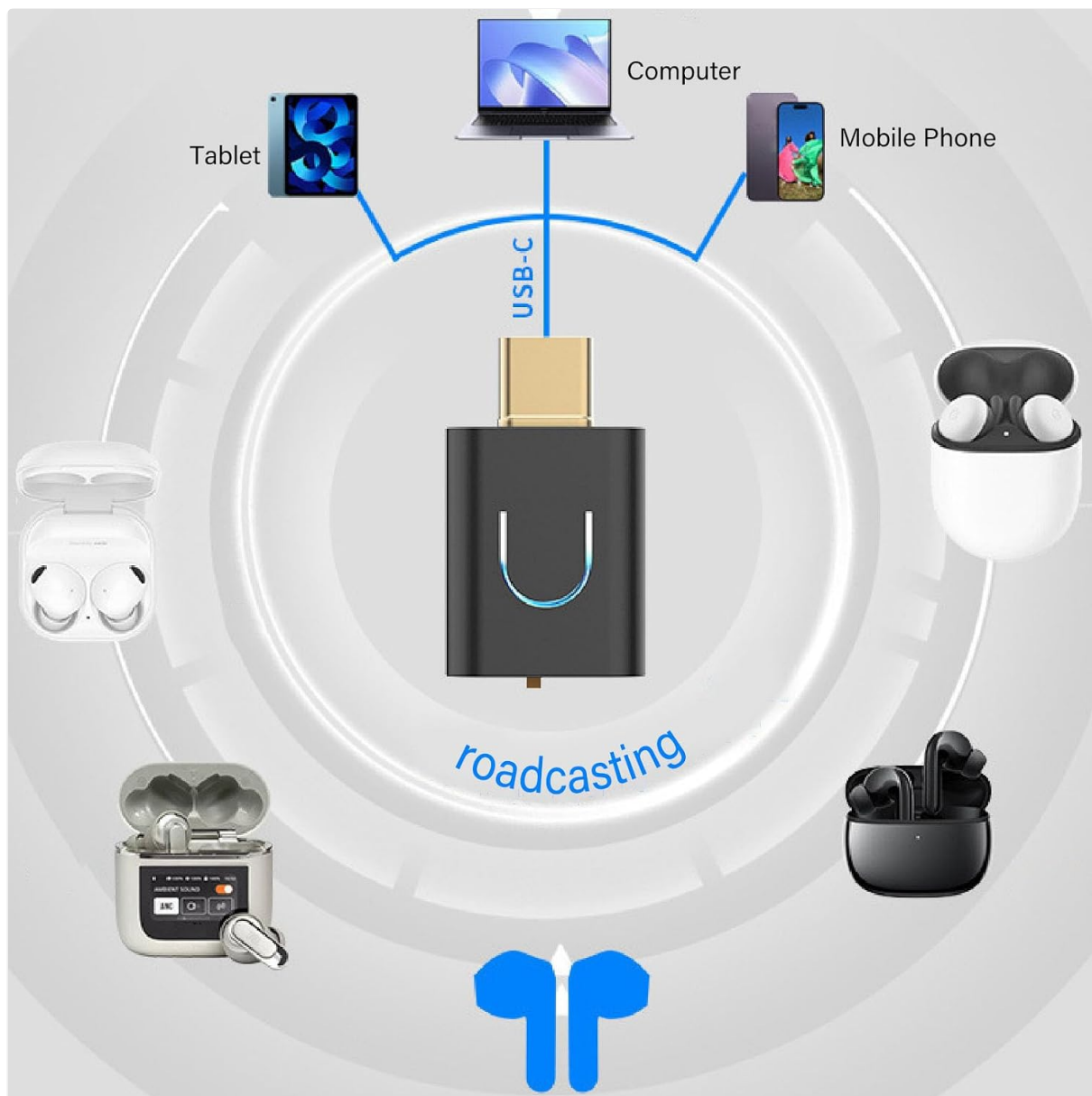


Image 6.1: Auracast broadcasting to multiple devices.

7. COMPATIBILITY AND CODECS

The Bewinner Auracast LE Audio Transmitter supports a wide range of audio codecs to ensure high-quality sound transmission and compatibility with various devices.

- Supported Codecs: APTX, APTXHD, APTX LL, and other standard audio formats.
- LE Audio: Provides low-latency audio for gaming and high-fidelity listening (48KHz 24bit).



Image 7.1: Codec support for low latency and high-quality audio.

8. RANGE AND PERFORMANCE

The transmitter is designed for reliable long-distance audio transmission:

- **Bluetooth 5.4:** Provides an enhanced transmission signal.
- **Maximum Working Distance:** Up to 10 meters (33 feet) in barrier-free environments for BT LE mode. Auracast Audio Mode can achieve up to 15 meters (49 feet) in barrier-free environments.
- **Low Latency:** Ensures minimal delay between audio source and receiving devices, crucial for gaming and video synchronization.

10 meter transfer without barrier

Built in enhanced antenna, full house coverage

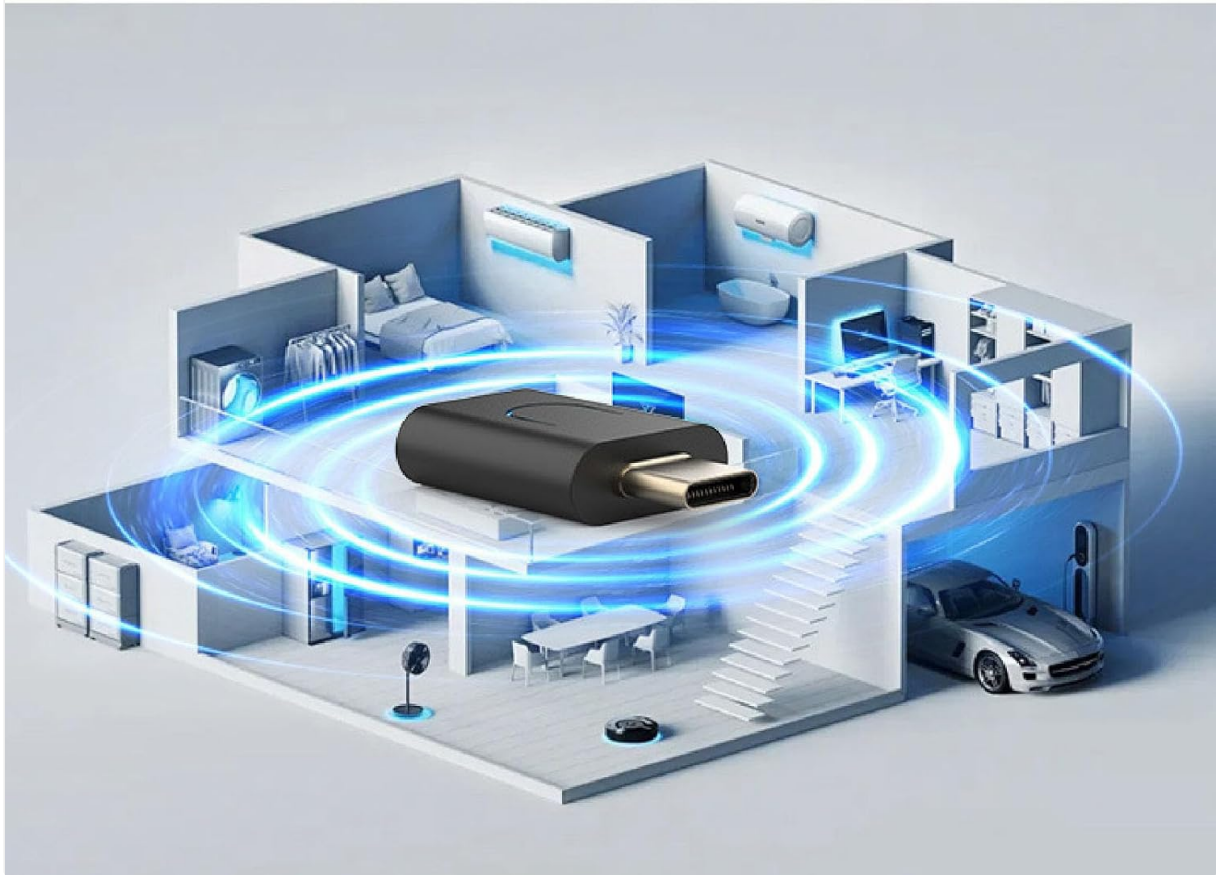


Image 8.1: Transmission range illustration.

9. MAINTENANCE

To ensure the longevity and optimal performance of your Bewinner Auracast LE Audio Transmitter, follow these maintenance guidelines:

- Keep the device dry and away from moisture.
- Avoid extreme temperatures.
- Clean the device with a soft, dry cloth. Do not use harsh chemicals or abrasive cleaners.
- Store the device in a clean, dust-free environment when not in use.

10. TROUBLESHOOTING

If you encounter issues with your transmitter, please refer to the following common problems and solutions:

Problem	Possible Solution
No power/Indicator light off	Ensure the transmitter is fully inserted into a working USB-C port. Try a different USB-C port or power source.

Problem	Possible Solution
Cannot pair in BT LE mode	Make sure the mode switch is set to BT LE. Ensure your receiving device is in pairing mode and within range. Press and hold the Multifunctional Key on the transmitter to re-enter pairing mode.
No audio output	Check if the transmitter is successfully paired/connected. Verify the audio source device's output settings. Ensure the volume on both the source and receiving device is turned up.
Poor audio quality or disconnections	Ensure the transmitter and receiving device are within the effective range (10-15 meters). Avoid obstacles that may interfere with the signal. Reduce interference from other wireless devices.
Auracast broadcast not found	Ensure the mode switch is set to Acast. Verify that your receiving devices are Auracast-enabled and actively searching for broadcasts.

11. SPECIFICATIONS

Specification	Detail
Brand	Bewinner
Model Number	Bewinner6kgudew572
Wireless Version	Bluetooth 5.4 (QCC5.4 Chip)
Input Interface	USB-C (USB 2.0 compatible)
Supported Codecs	APT-X, APT-XHD, APT-X LL, LE Audio
Operating Modes	BT LE (Bluetooth Transmitter), Auracast Broadcast Audio
Max Working Distance	BT LE: 10 meters (33 feet); Auracast: 15 meters (49 feet) (barrier-free)
Item Weight	19 Grams
Number of Ports	1 (USB-C)
Country of Origin	China

12. WARRANTY AND SUPPORT

12.1 Product Warranty

The manufacturer guarantees this product for **90 days** from the date of purchase. This warranty covers manufacturing defects and malfunctions under normal use. It does not cover damage caused by misuse, accidents, unauthorized modifications, or improper installation.

12.2 Customer Support

For technical support, warranty claims, or any questions regarding your Bewinner Auracast LE Audio Transmitter, please contact your retailer or visit the official Bewinner store for assistance. Keep your proof of purchase for

warranty service.

Bewinner Store: <https://www.amazon.it/stores/Bewinner/page/75238EE2-AE0C-427F-9405-B32BB1D026CB>