

manuals.plus /

› [CASCHO](#) /

› [CASCHO Air Tracker Tags User Manual \(Model: Round Tag\)](#)

## CASCHO Round tag

# CASCHO Air Tracker Tags User Manual

Model: Round Tag

## 1. INTRODUCTION

The CASCHO Air Tracker Tag is a compact item finder designed to help you locate your personal belongings using the Apple Find My network. This device is compatible exclusively with iOS devices and offers features such as instant location tracking, Lost Mode, and forgotten item alerts. Its durable, waterproof design and long-lasting replaceable battery ensure reliable performance.

# What you get?

## 4 silicone cases




**85-100 dB**  
Loud Sound



**IP67 Waterproof**  
Waterproof

## 4 locators



**Up to 200ft/60m**  
Bluetooth range



**Replaceable Battery**  
Lasts up to 1 years

Image: The CASCHO Air Tracker Tag can be attached to various items like headphones, bags, keys, and luggage for easy tracking.

## 2. WHAT'S IN THE BOX

Your CASCHO Air Tracker Tags package includes the following items:

### Built-in Privacy

Your privacy is a priority.  
Your location and data are anonymous  
and encrypted to everyone but you.



Image: A visual representation of the items included in the 4-pack box.

- Locator x 4
- Key ring x 4
- Protective case x 4
- Instruction manual x 1

### 3. SETUP AND CONNECTION

#### 3.1 Powering On/Off

- **To Power On:** Press and hold the button on the tracker for two seconds until you hear a single beep.
- **To Power Off:** Press and hold the button until you hear one beep, followed by two consecutive beeps, and then three consecutive beeps.

#### 3.2 Connecting to Apple Find My App

Follow these steps to connect your CASCHO Air Tracker Tag to your iPhone using the Apple Find My app:

1. Ensure Bluetooth is enabled on your iPhone.
2. Open the **Find My** app on your iPhone.
3. Navigate to the **Items** tab.
4. Tap the **+** icon and select **Add Other Item**.
5. Press and hold the button on your Air Tracker Tag for 2 seconds to make it discoverable.
6. Your iPhone will search for the "Round Tag". Tap **Connect** when it appears.
7. Rename your item and choose an emoji for easy identification on the map.
8. Agree to link the device with your Apple ID.
9. Tap **Finish** to complete the setup.

Your browser does not support the video tag.

Video: A step-by-step guide demonstrating how to connect the CASCHO Air Tracker Tag to your iPhone's Find My app.



**What CASCHO  
Item Finder help with?**

Image: Visual instructions for connecting the tracker to the Find My app, showing phone screens and the tracker.

### 4. OPERATING INSTRUCTIONS

#### 4.1 Finding Items Nearby (Play Sound)

When your item is within Bluetooth range (up to 160ft/60m), you can use the Find My app to make your tracker emit a loud sound (80-100dB). This helps you locate items hidden under furniture or in another

room.

- In the Find My app, select your item.
- Tap **Play Sound**. The tracker will beep to guide you.

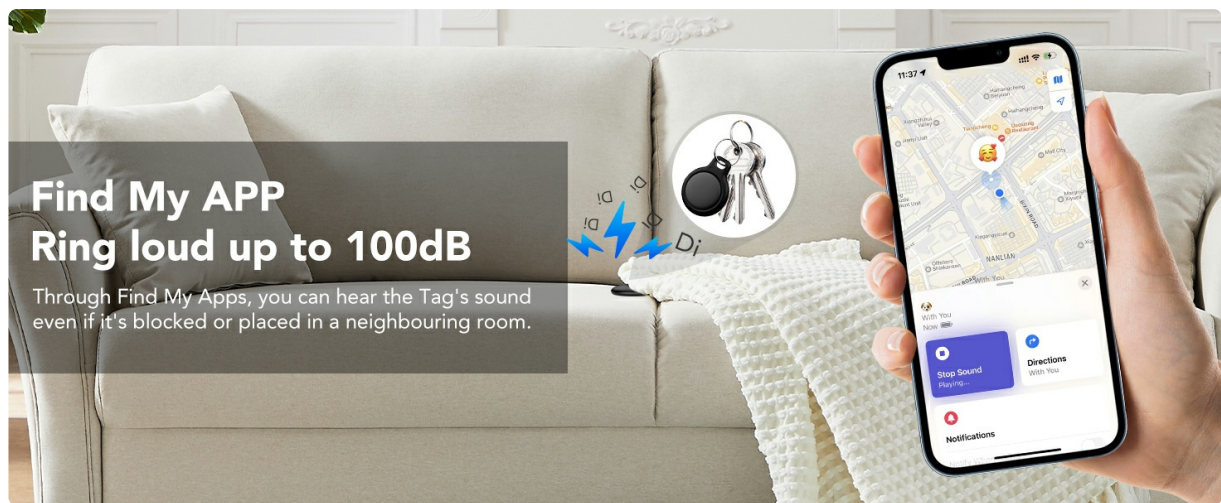


Image: The Find My app displaying the 'Play Sound' feature to locate nearby items, with a tracker attached to keys.

## 4.2 Activating Lost Mode

If your item is lost and out of Bluetooth range, activate Lost Mode. The vast Apple Find My network can help locate it. You will receive a notification when any Apple device in the network detects your tracker's location.

- In the Find My app, select your item.
- Scroll down and tap **Enable** under Lost Mode.
- Follow the prompts to enter your contact information and a message for the finder.



Image: A visual walkthrough of enabling Lost Mode within the Find My application.

## 4.3 Forgotten Item Alerts

Receive instant notifications on your iPhone if you leave your item behind and it goes out of Bluetooth range. You can then check its last known location on the map in the Find My app.

- Ensure the "Notify When Left Behind" feature is enabled for your item in the Find My app settings.



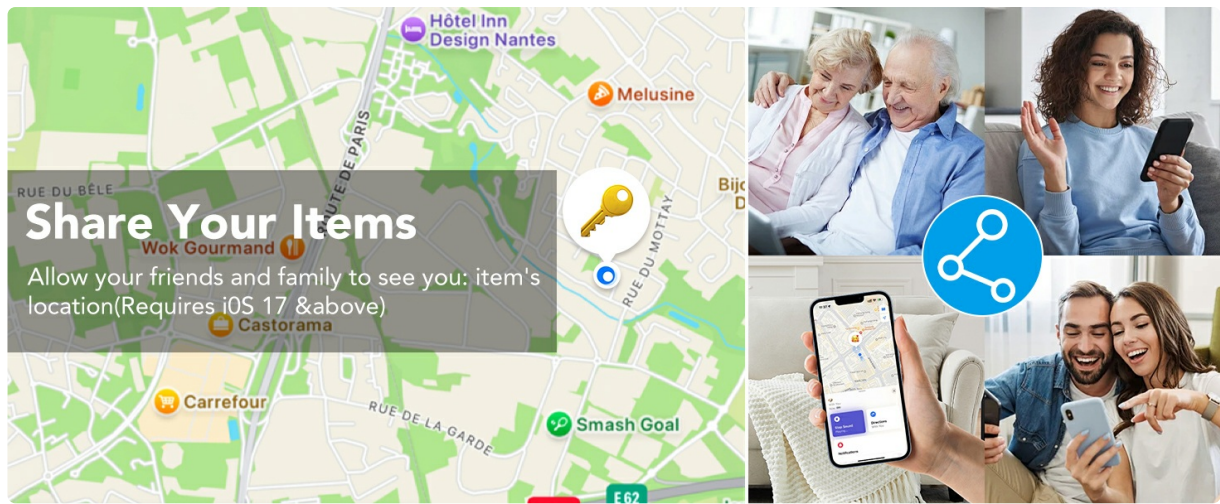


Image: An iPhone showing a 'Left Behind' notification, indicating the tracker has moved out of range from the user.

#### 4.4 Sharing Items

For iOS 17.0 or above, you can share the location of your tracker with family and friends through the Find My app, allowing multiple users to track the same item.

- In the Find My app, select your item.
- Tap **Share This Item** and follow the instructions to add contacts.

### Help Find Lost Items

When Lost Mode is activated, other Apple devices within 200 feet will display your registered contact information and message.



Image: Multiple individuals viewing shared item locations on their iPhones, highlighting the sharing feature.

#### 4.5 Global Positioning

Leveraging the extensive Apple Find My network, your items can be located globally wherever an Apple device (iPhone, iPad, Mac) is nearby. Your location data remains private and encrypted.

# Activate Anti-Lost Mode

Retrieve owner information via the  
"Identify Found Item" feature on "Find My"



Image: A visual representation of the tracker's global positioning capabilities through the Find My network.

## 5. MAINTENANCE

### 5.1 Battery Replacement

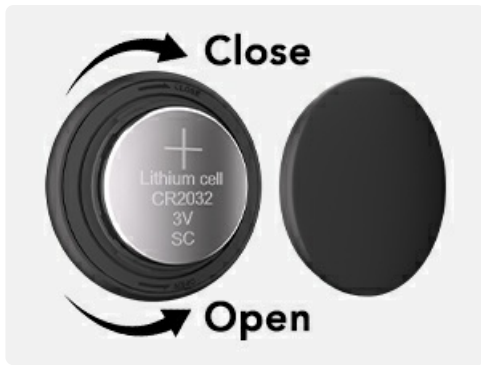
The CASCHO Air Tracker Tag uses a replaceable CR2032 coin cell battery, offering up to 1 year of battery life. The Find My app will notify you when the battery is low.

Your browser does not support the video tag.

Video: A demonstration of how to safely replace the CR2032 battery in your CASCHO Air Tracker Tag.

1. To open the cover, press down and rotate it counter-clockwise according to the instructions on the cover.
2. Once the cover is loose, use your fingernail to gently pry it open.
3. Remove the old CR2032 battery and insert a new one, ensuring the positive (+) side faces up.
4. Align the protruding point on the cover with the notch on the tracker and rotate clockwise to close and secure the cover.
5. Check that the cover is completely tight to maintain water resistance.





Images: Visual steps for opening the tracker and replacing the CR2032 battery.

## 5.2 Water Resistance

The Air Tracker Tag has an IP67 waterproof rating, meaning it is protected from dust and can withstand immersion in water up to 1 meter for up to 30 minutes. This makes it resistant to rain, spills, and splashes.



Headphones



Bags

# Wide Range of Use Scenarios



Keys



Luggage

Image: The tracker shown in water, illustrating its waterproof and durable features.

## 6. SPECIFICATIONS

Feature	Detail
Model Number	Round tag
Dimensions	1.22 x 1.22 x 0.35 inches (31mm x 31mm x 9mm)
Item Weight	0.3 ounces (7g)
Connectivity	Bluetooth
Bluetooth Range	Up to 160ft / 60m
Sound Level	80-100 dB
Battery Type	CR2032 Coin Cell
Battery Life	Up to 1 year
Waterproof Rating	IP67
Compatibility	iOS Only (Apple Find My App)

## 7. TROUBLESHOOTING

- **Device Not Connecting:** Ensure Bluetooth is enabled on your iPhone and the tracker is powered on. Try restarting both your iPhone and the tracker. If issues persist, remove the device from the Find My app and re-add it.
- **Sound Not Playing:** Check if the tracker's battery is low. Replace the CR2032 battery if necessary. Ensure your iPhone's volume is up.
- **Inaccurate Location:** The accuracy of location tracking depends on the proximity of Apple devices in the Find My network. In areas with fewer Apple devices, location updates may be less frequent or precise.
- **Battery Draining Quickly:** Ensure the battery cover is securely closed to prevent moisture ingress. Replace with a fresh, high-quality CR2032 battery.
- **Cannot Remove Device from Find My:** If you are unable to remove the device from your Find My app, ensure the tracker is powered on and within Bluetooth range of your iPhone.

Your browser does not support the video tag.


Video: Instructions on how to reconnect the CASCHO Air Tracker Tag if it loses connection or needs to be re-paired.

## 8. SAFETY INFORMATION AND PRIVACY

The CASCHO Air Tracker Tag is MFi certified, ensuring your location data and history remain private and encrypted. Your information is not stored publicly, providing maximum privacy.

- Keep the device and its battery out of reach of small children to prevent accidental ingestion.
- Do not attempt to disassemble or modify the device beyond battery replacement.
- Dispose of batteries according to local regulations.





## What's in the 4-pack box?

- Locator x 4
- Key ring x 4
- Protective case x 4
- Instruction manual x 1

Image: The tracker's built-in privacy features, ensuring user data is protected and anonymous.

## 9. WARRANTY AND SUPPORT

For warranty information or technical support, please refer to the contact details provided with your purchase or visit the official CASCHO website. Our customer service team is available to assist you with any questions or concerns regarding your Air Tracker Tags.