

RCA Wave-88

RCA Wave-88 AI Translation Earbuds User Manual

Model: Wave-88

INTRODUCTION

Welcome to the user manual for your RCA Wave-88 AI Translation Earbuds. These earbuds are designed to provide real-time language translation, high-definition audio for music and calls, and a comfortable open-ear listening experience. This manual will guide you through the setup, operation, maintenance, and troubleshooting of your device.

PACKAGE CONTENTS

- 2 x RCA Wave-88 AI Translation Earbuds
- 1 x Charging Case
- 1 x USB Charging Cable
- 1 x User Manual (this document)

PRODUCT OVERVIEW



Image: The RCA Wave-88 AI Translation Earbuds resting inside their white charging case, which is open to reveal the earbuds. The case features an LED display on the front.

The RCA Wave-88 earbuds are designed for versatile use, combining real-time translation, audio playback, and call management. They feature an open-ear design for comfort and situational awareness. The charging case includes an LED display to indicate battery status.



Image: A close-up view of the RCA Wave-88 charging case, highlighting its front LED display which shows battery levels for both the case and individual earbuds (L and R).

3 IN ONE

TRANSLATION
EARBUDS
LANGUAGES
& ACCENTS
TRANSLATION



ERGONOMIC EARBUDS

Listen and Play all your favorite songs anytime, all day with long-lasting comfort



FASTER CHARGE

Power your headphones quickly with its internal rechargeable battery for immediate and prolonged listening to your music



BLUETOOTH® 5.4 TECHNOLOGY

High-performance sound reproduction with a comfortable modern design without cables



IMMERSIVE OPEN EAR DESIGN

Clear understanding of the surrounding environment



6 HOURS PLAYTIME

High-performance rechargeable battery that offers you up to 6 hours of talk and play



ON-EAR CONTROLS

Control playback with the press of a button

Image: A graphic highlighting the "3-in-1" functionality of the RCA Wave-88 earbuds, emphasizing their capabilities for translation, music, and calls.

Key Features:

- Real-Time AI Translation (144 languages & accents)
- 3-in-1 Functionality: Translation, Music, Calls
- Open-Ear Ergonomic Design with Silicone Hooks
- Bluetooth 5.4 Connectivity
- HD Audio with Noise Cancelling
- IPX7 Waterproof Rating
- Extended Battery Life (up to 60 hours with charging case)
- Smart Touch Controls

SETUP

1. Charging the Earbuds and Case

1. Place the earbuds into the charging case. Ensure they are correctly seated.
2. Connect the charging case to a power source using a USB charging cable.
3. The LED display on the case will indicate the charging status. A full charge provides up to 10 hours of earbud use, with the case offering an additional 50 hours.
4. A quick 5-minute charge can provide approximately 1 hour of use.

2. Pairing with Your Device

1. Open the charging case. The earbuds will automatically power on and enter pairing mode.
2. On your smartphone, tablet, or laptop (iOS, Android, etc.), navigate to the Bluetooth settings.
3. Search for available devices and select "RCA Wave-88" from the list.
4. Once connected, you will hear an audio confirmation, and the earbuds will be ready for use.

3. App Installation

For full translation functionality, download the companion application.

- Search for "NebulaBuds" in the [Google Play Store](#) (for Android devices) or the [Apple App Store](#) (for iOS devices).
- Install the application and follow the on-screen instructions to connect your earbuds.



NebulaBuds

Google Store

Download the App

Image: The RCA Wave-88 earbuds and charging case displayed alongside logos for NebulaBuds, Google Store, and App Store, indicating app compatibility.

OPERATING INSTRUCTIONS

1. Power On/Off

- **Power On:** Open the charging case, and the earbuds will automatically power on.
- **Power Off:** Place the earbuds back into the charging case and close the lid. They will automatically power off and begin charging.

2. Wearing the Earbuds

The Wave-88 earbuds feature an open-ear design with soft silicone hooks for a secure and comfortable fit.

1. Identify the left (L) and right (R) earbuds.
2. Gently place each earbud over your ear, ensuring the silicone hook rests securely behind your ear.
3. Adjust for optimal comfort and sound.

3. Smart Touch Controls

The earbuds are equipped with intuitive touch controls for managing various functions. Specific gestures may vary slightly; refer to the NebulaBuds app for detailed customization.

- **Play/Pause Music:** Single tap on either earbud.
- **Next Track:** Double tap on the right earbud.
- **Previous Track:** Double tap on the left earbud.
- **Answer/End Call:** Single tap on either earbud.
- **Reject Call:** Press and hold on either earbud.
- **Activate Voice Assistant:** Triple tap on either earbud (e.g., Siri, Google Assistant).
- **Volume Control:** Specific gestures for volume control may be available or customizable via the app.



Image: A diagram illustrating various features of the RCA Wave-88 earbud, such as touch control, built-in microphones, hands-free calling, and volume control.

4. Translation Functionality

The RCA Wave-88 earbuds offer 3-in-1 functionality, allowing seamless switching between music, calls, and real-time translation.

1. **Activate Translation Mode:** Open the NebulaBuds app on your connected device.
2. **Select Languages:** Within the app, choose your native language and the target language for translation (supports 144 languages and accents).
3. **Real-Time Translation:**
 - **Earbud Mode:** Speak into your earbud's microphone. Your words will be translated and played through the other person's phone speaker, or vice-versa if they are also using an earbud.
 - **Phone Mode:** Hold your phone to the other person, and their speech will be translated and played through your earbuds. Your speech will be translated and played through your phone's speaker.
 - **Speaker Mode:** Both parties can hear translations through the phone's speaker.
4. The AI-driven translation provides ultra-low latency for smoother conversations.

AI Translator Earbuds

With 115 Languages & Accents



work with:



NebulaBuds



Download the App

3IN ONE

TRANSLATION
EARBUDS
LANGUAGES
& ACCENTS
TRANSLATION

Image: An illustration demonstrating the translation capability of the RCA Wave-88 earbuds, showing a person speaking English into the earbud and the translation appearing in Spanish on a phone screen.



ENGLISH

PERSON WITH EARBUDS



ESPAÑOL

PERSON WITH PHONE

TRANSLATE
115
ANOTHER
LANGUAGE



Esperamos que la reunión sea
a las 12:30 para realizar el proyecto

No te olvides de llevar todos los
documentos para terminar



Image: A detailed view of a smartphone screen displaying the translation interface, showing English input being translated into Spanish, with the RCA Wave-88 charging case visible below.



Image: A person wearing RCA Wave-88 earbuds, looking at a smartphone displaying a translation, suggesting use in a real-world conversation or meeting.

MAINTENANCE

1. Cleaning

- Gently wipe the earbuds and charging case with a soft, dry, lint-free cloth.
- Do not use abrasive cleaners, alcohol, or chemical solvents.
- Ensure charging contacts on both earbuds and case are clean and free of debris.

2. Storage

- When not in use, store the earbuds in their charging case to protect them and ensure they remain charged.
- Store in a cool, dry place away from direct sunlight and extreme temperatures.

3. Water Resistance (IPX7)

The RCA Wave-88 earbuds have an IPX7 waterproof rating, meaning they are protected against temporary immersion in

water (up to 1 meter for 30 minutes).

- This rating protects against sweat and splashes, making them suitable for workouts and outdoor activities.
- Do not intentionally submerge the earbuds or charging case in water.
- The charging case is not waterproof.
- Ensure earbuds are completely dry before placing them back in the charging case to prevent damage.

TROUBLESHOOTING

Problem	Possible Cause	Solution
Earbuds not powering on.	Low battery.	Place earbuds in the charging case and charge fully.
Cannot pair with device.	Bluetooth is off; earbuds not in pairing mode; device too far.	Ensure Bluetooth is enabled on your device. Open the charging case to activate pairing mode. Keep earbuds within Bluetooth range (up to 33 feet).
No sound or poor sound quality.	Earbuds not properly connected; volume too low; debris in earbud speaker.	Check Bluetooth connection. Adjust volume on your device. Clean earbud speakers gently.
Translation not working correctly.	App not connected; incorrect language selection; poor internet connection.	Ensure the NebulaBuds app is open and connected. Verify correct source and target languages. Translation requires an active internet connection.
Earbuds not charging.	Charging cable faulty; charging contacts dirty; case battery depleted.	Try a different USB cable and power adapter. Clean charging contacts. Charge the case fully.

SPECIFICATIONS

Model Name	Wave-88
Brand	RCA
Connectivity Technology	Wireless (Bluetooth 5.4)
Ear Placement	On Ear (Open-Ear Design)
Form Factor	True Wireless
Translation Languages	144 languages & accents
Waterproof Rating	IPX7
Earbud Playtime	Up to 10 hours per charge
Total Playtime (with case)	Up to 60 hours
Quick Charge	1 hour use from 5 minutes charge
Item Weight	5 ounces
UPC	810185790357




WARRANTY AND SUPPORT



For warranty information and customer support, please refer to the official RCA website or contact their customer service directly. Specific warranty terms and conditions may vary by region and retailer.

Keep your proof of purchase for any warranty claims.



Related Documents - Wave-88

	<p>RCA Ultra HD Smart TV Safety Precautions and Getting Started Guide</p> <p>Comprehensive safety precautions, important instructions, accessories list, and getting started guide for RCA Ultra HD Smart TVs, including remote control and battery information.</p>
	<p>RCA RCPJ100A1 Alarm Clock Time Projector User Manual</p> <p>User manual for the RCA RCPJ100A1 Alarm Clock Time Projector, detailing safety instructions, operation of time setting, alarm functions, calendar, temperature/humidity display, projector features, and warranty information.</p>
	<p>RCA RENO User Manual</p> <p>Comprehensive user guide for the RCA RENO smartphone, detailing setup, features, communication, tools, safety, and maintenance for Android 10 (Go edition).</p>
	<p>RCA RCPJ100A1 Digital Alarm Clock with Time Projector User Manual</p> <p>User manual for the RCA RCPJ100A1 digital alarm clock, featuring time projection, temperature and humidity display, alarm functions, and battery backup. Includes safety instructions, setup, operation, and warranty information.</p>

	<p>RCA BTS-101A Stereo Generator - Broadcast Equipment Manual</p> <p>Technical manual for the RCA BTS-101A Stereo Generator, a professional broadcast equipment unit for generating composite stereophonic signals. Includes safety information, technical specifications, installation, operation, detailed circuit descriptions, field modifications, alignment procedures, and replacement parts.</p>
	<p>RCA WHP150 Wireless Headphones User Manual & Specifications</p> <p>User manual, features, installation, operation, troubleshooting, and specifications for the RCA WHP150 900 MHz wireless stereo headphones. Includes information on accessories like the ANT200 antenna and D918 surge protector.</p>