

## Rinsmola J66

# Rinsmola J66 Wireless Headphones User Manual

Model: J66

## 1. INTRODUCTION

Thank you for choosing the Rinsmola J66 Wireless Headphones. This manual provides essential information for setting up, operating, and maintaining your new earbuds. Please read it thoroughly to ensure optimal performance and longevity of your device.

## 2. PACKAGE CONTENTS

Ensure all items are present in your package:

- Charging box x 1
- Wireless Bluetooth Earbuds x 2
- Soft Silicone Ear Caps x 6 (L/M/S sizes)
- USB-C Cable x 1
- User Manual (English, Spanish, French, etc.) x 1

## 3. PRODUCT OVERVIEW

The Rinsmola J66 Wireless Headphones feature advanced Bluetooth 5.4 technology, 14.2mm dynamic drivers for immersive sound, and ENC noise reduction for clear calls. They are designed for comfort, durability, and extended use.




Figure 3.1: Rinsmola J66 Wireless Headphones and Charging Case



Figure 3.2: Extended Battery Life (48 hours total playtime)

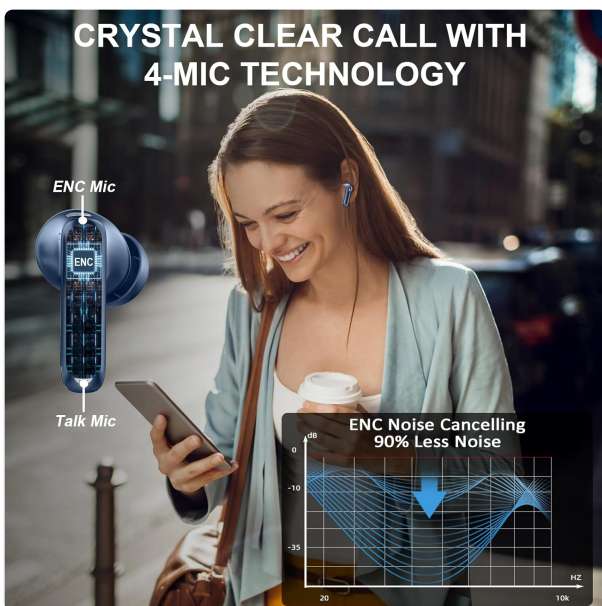


Figure 3.3: Crystal Clear Calls with 4-Mic ENC Technology

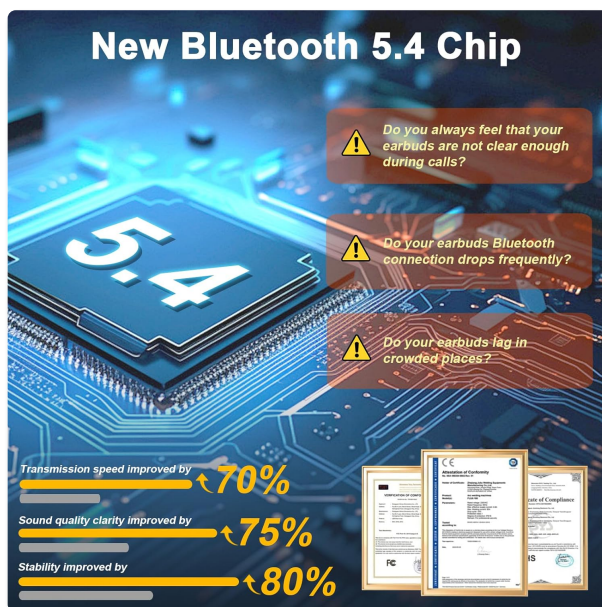


Figure 3.4: Advanced Bluetooth 5.4 Chip



Figure 3.5: Lightweight and Comfortable Design with Multiple Eartip Sizes



Figure 3.6: IP-X7 Waterproof Rating

## 4. SETUP

---

### 4.1 Charging the Earbuds and Case

Before first use, fully charge the earbuds and charging case. The charging case features a dual LED digital display to show battery levels for both the case and individual earbuds.

1. Connect the provided USB-C cable to the charging port on the case and to a compatible USB power source.
2. The LED display on the case will show the charging progress.
3. Place the earbuds into the charging case. The individual earbud indicators on the LED display will show their charging status.
4. A full charge for the case takes approximately 1.5 hours. The earbuds will charge automatically when placed in the powered case.

Video 4.1: Instructions on how to charge the Rinsmola J66 Wireless Headphones and troubleshoot charging issues.

### 4.2 Pairing with a Device

The earbuds support one-step pairing. After initial pairing, they will automatically connect to the last paired device when removed from the case.

1. Ensure your device's Bluetooth is enabled.
2. Open the charging case and remove both earbuds. They will automatically enter pairing mode.
3. On your device, search for Bluetooth devices and select "J66" from the list to connect.
4. Once connected, a voice prompt will confirm successful pairing.

Video 4.2: Guide on how to pair the Rinsmola J66 Wireless Headphones with your phone.

Video 4.3: Overview of the Rinsmola J66 Wireless Headphones, including pairing and features.

## 5. OPERATION

---

The Rinsmola J66 Wireless Headphones feature smart touch controls for easy management of audio and calls.

### 5.1 Music Control

- **Play/Pause:** Tap either earbud twice.
- **Next Track:** Press and hold the 'R' (right) earbud for 2 seconds.
- **Previous Track:** Press and hold the 'L' (left) earbud for 2 seconds.
- **Volume Up:** Single tap on the 'R' (right) earbud.
- **Volume Down:** Single tap on the 'L' (left) earbud.

Video 5.1: Demonstrating music control functions (play, pause, skip tracks, volume adjustment) on the Rinsmola J66 Wireless Headphones.

### 5.2 Call Control

- **Answer/End Call:** Tap either earbud twice.
- **Reject Call:** Press and hold either earbud for 2 seconds.

### 5.3 Voice Assistant

- **Activate Voice Assistant (Siri/Google Assistant):** Quickly tap either earbud three times.

## 6. MAINTENANCE

---

Proper maintenance ensures the longevity and optimal performance of your Rinsmola J66 Wireless Headphones.

- **Cleaning:** Regularly clean the earbuds and charging case with a soft, dry, lint-free cloth. Avoid using abrasive materials or harsh chemicals.
- **Ear Tips:** Remove and clean the silicone ear tips periodically with mild soap and water. Ensure they are completely dry before reattaching.
- **Charging Contacts:** If charging issues occur, gently clean the charging contacts on both the earbuds and inside the charging case with a dry cotton swab to remove any dust or debris.
- **Storage:** Store the earbuds in their charging case when not in use to protect them and keep them charged. Avoid extreme temperatures and direct sunlight.
- **Water Exposure:** While IP-X7 waterproof, avoid prolonged submersion in water. Dry thoroughly if exposed to moisture.

## 7. TROUBLESHOOTING

---

If you encounter issues with your Rinsmola J66 Wireless Headphones, refer to the following common solutions:

### 7.1 Earbuds Not Charging

- Ensure the charging cable is securely connected to both the case and the power source.
- Check if the charging contacts on the earbuds and inside the case are clean and free of debris.
- Verify that the charging case itself has sufficient battery charge.
- Try using a different USB-C cable or power adapter.

### 7.2 Earbuds Not Pairing/Connecting

- Ensure Bluetooth is enabled on your device.
- Make sure the earbuds are fully charged.
- Place both earbuds back into the charging case, close the lid, wait a few seconds, then open the lid and remove them to re-enter pairing mode.
- Forget or delete "J66" from your device's Bluetooth list and attempt to pair again.
- If only one earbud is connecting, try resetting both earbuds by tapping them five times simultaneously until they light up orange, then place them back in the case and re-pair.

### 7.3 Low Sound Quality or Disconnections

- Ensure the earbuds are properly seated in your ears and that the correct size ear tips are used for a good seal.
- Check the distance between the earbuds and your device; maintain a range within 20 meters (65 feet) without significant obstacles.

- Avoid interference from other wireless devices.
- Ensure the earbuds are fully charged.

## 8. SPECIFICATIONS

Feature	Specification
Model Name	J66
Brand	Rinsmola
Bluetooth Version	5.4
Audio Driver Size	14.2 Millimeters
Battery Life (Earbuds)	6-8 Hours (single charge)
Total Playtime (with case)	Up to 48 Hours
Charging Time	1.5 Hours (case)
Charging Interface	USB Type C
Water Resistance	IP-X7 Waterproof
Noise Control	Passive Noise Cancellation (ENC for calls)
Control Type	Touch Control
Earbud Weight	3 Grams (each)
Carrying Case Weight	30 Grams
Bluetooth Range	20 Meters
Compatible Devices	iOS/Android Phones, TV, Computers, Laptop, etc.

## 9. WARRANTY AND SUPPORT

Rinsmola J66 Wireless Headphones come with a **2-year warranty** from the date of purchase. This warranty covers manufacturing defects and ensures your product is free from material and workmanship flaws under normal use.

For technical support, warranty claims, or any questions regarding your product, please contact Rinsmola customer service through the retailer where you purchased the product or visit the official Rinsmola website for contact information.

