

CHiQ LF32FT

CHiQ LF32FT 32-inch Full HD Google TV Instruction Manual

Model: LF32FT

[Introduction](#) [Safety Information](#) [What's in the Box](#) [Setup](#) [Operating](#)
[Instructions](#) [Maintenance](#) [Troubleshooting](#) [Specifications](#) [Warranty & Support](#)

1. INTRODUCTION

Welcome to the CHiQ LF32FT 32-inch Full HD Google TV. This manual provides essential information for setting up, operating, and maintaining your new television. Please read it thoroughly to ensure optimal performance and safety. The CHiQ LF32FT offers a Full HD display with HDR10 for enhanced contrast and vibrant colors. It features the Google TV OS, providing access to a wide range of applications and voice control via Google Assistant. Integrated Dolby Audio and dbx-tv technologies deliver a rich sound experience. Its metallic frameless design ensures a sleek aesthetic suitable for various living spaces.

2. SAFETY INFORMATION

Always follow these basic safety precautions when using your television:

- Do not expose the TV to rain or moisture to prevent fire or electric shock.
- Do not open the TV casing. Refer all servicing to qualified personnel.
- Ensure proper ventilation. Do not block ventilation openings.
- Place the TV on a stable, level surface to prevent it from falling.
- Keep the TV away from heat sources such as radiators, heat registers, stoves, or other apparatus that produce heat.
- Unplug the TV during lightning storms or when unused for long periods.
- Use only attachments/accessories specified by the manufacturer.
- Clean only with a dry cloth.

3. WHAT'S IN THE BOX

Upon opening the package, ensure all the following items are present:

- CHiQ LF32FT 32-inch Full HD Google TV
- Power Cable


- Remote Control
- Batteries for Remote Control
- TV Stands (2 pieces)
- User Manual (this document)

CHiQ



Google TV

LF32FT



Tipo di supporto per parete



200*200/M6

Elenco del imballaggio



Cavo di alimentazione, Telecomando, Batterie, Supporti, Manuale dell'utente

*Google Assistant non è disponibile in alcune lingue e paesi.

Image: The CHiQ LF32FT television with its dimensions (718.4mm width, 420.7mm height, 69.2mm depth without stand) and a list of included accessories: power cable, remote control, batteries, stands, and user manual.

4. SETUP

4.1 Attaching the TV Stands

1. Carefully place the TV screen-down on a soft, flat surface to prevent damage.
2. Align each stand with the corresponding screw holes on the bottom of the TV.
3. Secure the stands using the provided screws.

Alternatively, the TV supports VESA 20x20 cm wall mounting. Ensure to use appropriate wall mount hardware (not included) and follow the wall mount manufacturer's instructions.



Controlla il televisore solo con la tua voce



* La funzione di controllo vocale è implementata in base all'app utilizzata sul telefono.

Image: The CHiQ LF32FT television placed on a wooden TV stand in a modern living room, showcasing its slim design and stable base.



Image: The CHI Q LF32FT television mounted on a wall above a wooden console, demonstrating its suitability for wall installation.

4.2 Connecting Peripherals

Your CHI Q LF32FT TV offers multiple connectivity options:

- **HDMI 1.4 x 3:** For connecting devices like Blu-ray players, gaming consoles, or set-top boxes.
- **USB 2.0 x 2:** For connecting USB drives to play media or for software updates.
- **AV IN x 1:** For older devices using composite video and stereo audio.
- **LAN x 1:** For a wired internet connection.
- **Headphone x 1:** For connecting headphones.
- **RF x 1:** For connecting an antenna or cable TV.
- **CI+ x 1:** For Conditional Access Module (CAM) to decrypt pay-TV channels.
- **Optical x 1:** For digital audio output to soundbars or home theater systems.

Porte Pro, Connessioni Pro



Image: A detailed view of the rear panel of the CHI Q LF32FT TV, highlighting the available ports including HDMI, USB, AV In, LAN, Headphone, RF, CI+, and Optical connections.

4.3 Initial Power-On and Network Setup

1. Connect the power cable to the TV and a power outlet.
2. Press the power button on the remote control or TV.
3. Follow the on-screen instructions to select your language, country, and connect to your Wi-Fi network (supports dual-band Wi-Fi).
4. Sign in with your Google account to access Google TV features.

5. OPERATING INSTRUCTIONS

5.1 Google TV OS and Smart Features

Your CHI Q LF32FT runs on Google TV OS, offering a personalized experience with access to over 10,000 apps including Netflix, Disney+, YouTube, and Prime Video. The interface organizes content from all your streaming services in one place.

FHD

Immagini nitide e dettagliate



Image: The Google TV home screen displaying a variety of streaming application icons such as Netflix, Disney+, YouTube, and Prime Video, indicating a centralized content hub.

5.2 Voice Control with Google Assistant

Control your TV using your voice with Google Assistant. Simply press the Google Assistant button on your remote and speak your commands. You can search for movies, open apps, get weather updates, and more.



Image: A hand holding a smartphone, demonstrating voice control with Google Assistant to interact with the CHI Q TV, which displays various app icons.

5.3 Chromecast Built-in and Multi-device Connection

With Chromecast built-in, you can easily cast your favorite videos, photos, and apps from your smartphone or tablet directly to the TV. The TV also supports DLNA for media sharing across your home network.



Sintonizzazione professionale DOLBY



Image: A family watching content on the CHiQ LF32FT TV, with a smartphone in the foreground showing content being cast to the larger screen, illustrating the multi-device connection feature.

5.4 Picture and Sound Settings

The TV features Full HD resolution, offering double the clarity of standard HD. HDR10 technology enhances contrast, providing deeper blacks and brighter whites for a more immersive viewing experience.

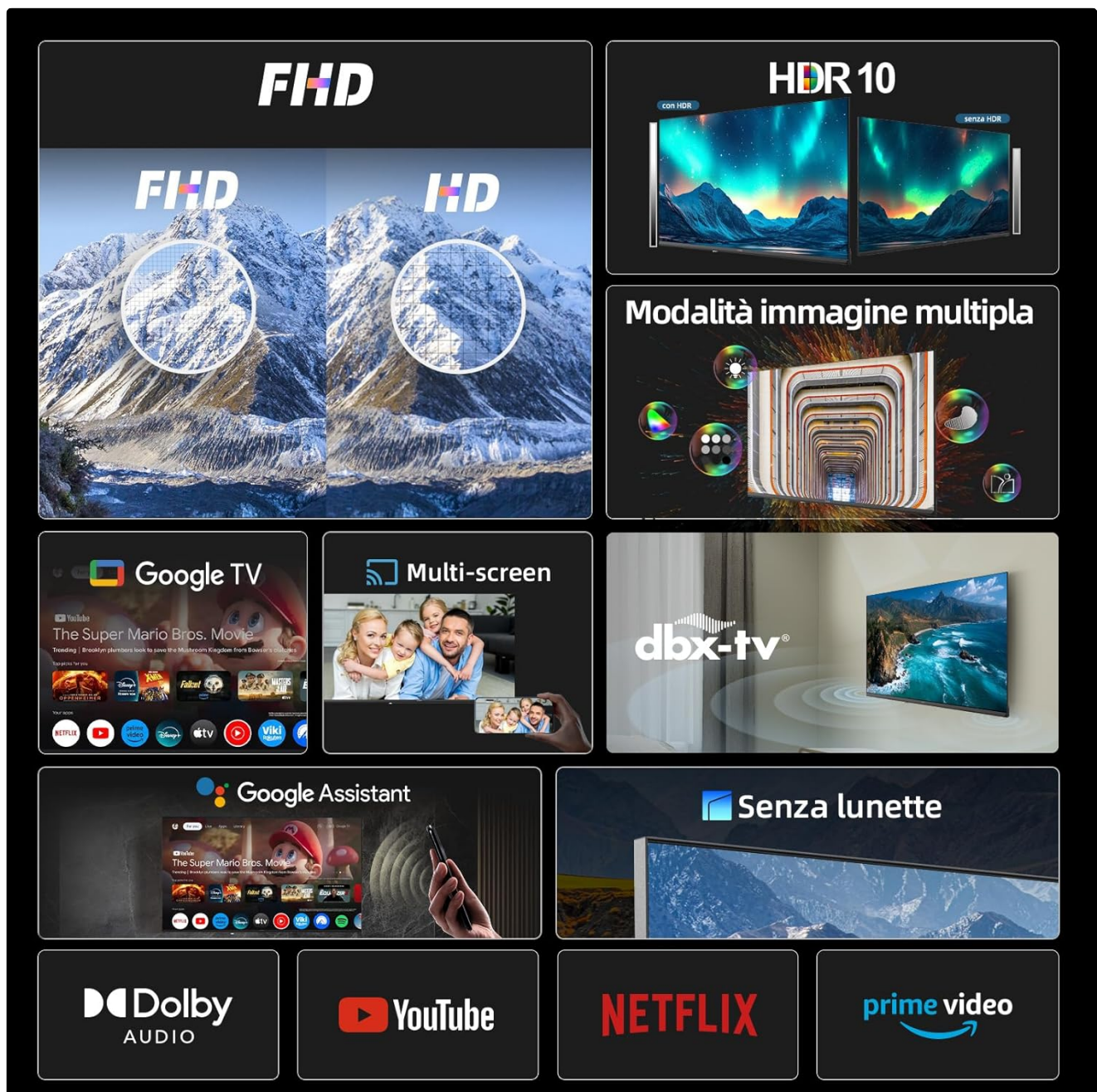


Image: A split screen comparison on the CHIQ LF32FT TV, showing the enhanced clarity and detail of Full HD (FHD) on the left versus standard HD on the right, with a mountain landscape as the subject.



Modalità audio personalizzata

Cinema

Notizie

Notte

Sport



Image: A split screen comparison on the CHiQ LF32FT TV, illustrating the visual improvement with HDR10 on the left, showing richer colors and deeper contrast in a vibrant aurora borealis scene, compared to a non-HDR image on the right.

For audio, Dolby Audio provides multi-channel cinema-quality sound. dbx-tv offers personalized audio modes (Cinema, News, Sport) for clear dialogues and dynamic bass.

Sfrutta i vantaggi di uno schermo più grande



Mirroring Apple AirPlay



DLNA /



Google Cast



Casting della porta HDMI

**Supporto
multisistema**



Image: The CHiQ LF32FT TV displaying a violinist, with "Dolby Audio" branding, emphasizing the professional audio tuning capabilities.



**Tutto quello che trasmetti in streaming,
tutto su un unico schermo**



Image: The CHiQ LF32FT TV displaying a scenic view, with "dbx-tv" branding and text indicating personalized audio modes like Cinema, News, Night, and Sport, suggesting customizable sound experiences.

5.5 Official Product Videos

Your browser does not support the video tag.

Video: This video from CHiQ showcases the M9 32-inch LED TV, highlighting its features such as direct backlight technology, vibrant colors, and the sleek design. It also demonstrates the Google Play Store and Google Assistant integration.

Your browser does not support the video tag.

Video: This CHiQ video highlights the Full HD 40-inch televisions from 2025, emphasizing features like frameless metallic design, HDR10, Dolby Audio, dbx-tv, Google Cast, Google Assistant, and Bluetooth connectivity. It visually demonstrates the enhanced picture and sound quality.

Your browser does not support the video tag.

Video: This video from CHiQ - Home Entertainment introduces a 2022 Smart TV with Android 11. It highlights the full-screen design, Google Assistant integration, HDR10, and dbx-tv audio, showcasing a seamless user experience and vibrant display.

6. MAINTENANCE

- **Screen Cleaning:** Gently wipe the screen with a soft, lint-free cloth. For stubborn marks, use a screen-specific cleaner applied to the cloth, not directly to the screen.
- **Casing Cleaning:** Use a soft, dry cloth to wipe the TV casing. Avoid using abrasive cleaners or solvents.
- **Ventilation:** Ensure the ventilation openings on the back of the TV are not blocked to prevent overheating.
- **Power Cable:** Regularly check the power cable for any damage. If damaged, replace it immediately with an approved cable.

7. TROUBLESHOOTING

Problem	Possible Solution
No power	Check if the power cable is securely connected to the TV and the power outlet. Ensure the power outlet is working.
No picture, but sound is present	Check the input source. Ensure the connected device is powered on and its cables are properly connected.
No sound, but picture is present	Check the volume level and mute settings. Ensure external audio devices are properly connected and configured.
Remote control not working	Replace the batteries. Ensure there are no obstructions between the remote and the TV's IR sensor.
Wi-Fi connection issues	Restart your router and the TV. Ensure the TV is within range of your Wi-Fi network. Check network settings on the TV.

8. SPECIFICATIONS

Feature	Detail
Brand	CHiQ
Model Number	LF32FT
Screen Size	32 Inches (81 cm)
Display Technology	LED
Resolution	1080p (Full HD)
Refresh Rate	60 Hz
Special Features	HDR10, Google TV OS, Dolby Audio, dbx-tv, Chromecast Built-in, DLNA, Metallic Frameless Design
Connectivity Technology	Bluetooth 5.0, HDMI, USB, Wi-Fi (Dual-band)
Aspect Ratio	16:9
Product Dimensions	18 x 71.84 x 46.67 cm; 3.5 kg

Feature	Detail
Energy Efficiency Rating	E

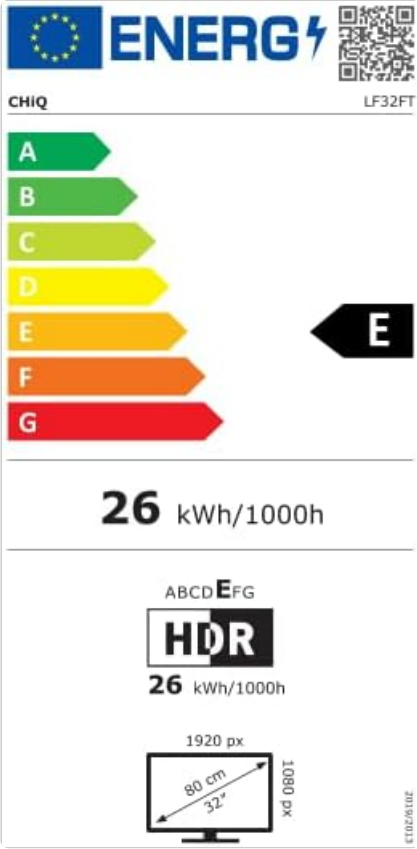


Image: The energy efficiency label for the CHIQ LF32FT TV, showing an 'E' rating and energy consumption of 26 kWh/1000h.

Scheda informativa del prodotto			
REGOLAMENTO DELEGATO (UE) 2019/2013 DELLA COMMISSIONE per quanto riguarda l'etichettatura energetica dei display elettronici			
Parametro	Parametro o valore e precisione		Unità
1. Nome o marchio del fornitore.	CHIQ		
Indirizzo del fornitore.	Changhong Europe Electric s.r.o., Dělnická 213/12, 17000 Holešovice Praha 7, CZ		
2. Identificativo del modello	LF32FT		
3. Classe di efficienza energetica per la gamma dinamica standard (SDR)	E		
4. Potenza assorbita in modo acceso in SDR	26,0		W
5. Classe di efficienza energetica per la gamma dinamica ampia (HDR)	E		
6. Potenza assorbita in modo acceso in HDR, se pertinente	26,0		W
7. Potenza assorbita in modo spento, se applicabile	n.a.		W
8. Potenza assorbita in modo stand-by, se applicabile	0,5		W
9. Potenza assorbita in modo stand-by in rete, se applicabile	1,5		W
10. Tipo di display elettronico	Televisore		
11. Rapporto dimensioni	16	:	9
12. Risoluzione dello schermo	1 920	x	1 080 pixels
13. Diagonale dello schermo	80,0		cm
14. Diagonale dello schermo	32		pollici
15. Superficie visibile dello schermo	27,3		dm²
16. Tecnologia del pannello	LED LCD		
17. Controllo automatico della luminosità (ABC) disponibile	No		
18. Sensore di riconoscimento vocale disponibile	No		
19. Sensore di rilevamento di presenza disponibile	No		
20. Tasso di frequenza di aggiornamento dell'immagine (predefinito)	60		Hz
21. Disponibilità minima garantita degli aggiornamenti di software e firmware (dalla data di fine immissione sul mercato)	8		Anni

22.	Disponibilità minima garantita dei pezzi di ricambio (dalla data di fine immissione sul mercato)	7	Anni
23.	Assistenza tecnica minima garantita per il prodotto	7	Anni
	Durata minima della garanzia generale offerta dal fornitore	2	Anni
24.	Tipo di alimentatore	Interno	
25.	Alimentatore esterno (non standardizzato e incluso nell'imballaggio del prodotto)		

Pagina 1 / 2

i	-		
ii	Tensione d'ingresso	-	V
iii	Tensione di uscita	-	V

26. Alimentatore esterno standardizzato (o alimentatore esterno adatto se non incluso nell'imballaggio del prodotto)

i	-		
ii	Tensione di uscita necessaria	-	V
iii	Intensità di corrente necessaria (minima)	-	A
iv	Frequenza di corrente necessaria	-	Hz

Modello immesso sul mercato dell'Unione da 01/07/2025



Numero di registrazione EPREL: 2358798 <https://eprel.ec.europa.eu/qr/2358798>

Fornitore: Changhong Europe Electric s.r.o. (Fabbricante) **Sito web:** <https://www.chiq.com/>

Servizio di assistenza alla clientela:

Nome: Changhong Europe Electric s.r.o. **Sito web:** <https://www.chiq.com/>

E-mail: info@changhong.cz **Telefono:** +420322321411

Indirizzo:
Dělnická 213/12
17000 Praha 7
Repubblica ceca

Pagina 2 / 2

Image: A product information sheet detailing various technical parameters and specifications for the CHiQ LF32FT TV. For more details, refer to the [EPREL database](#).

9. WARRANTY & SUPPORT

Your CHiQ LF32FT television comes with a standard manufacturer's warranty. For specific warranty terms and conditions, please refer to the warranty card included in your product packaging or visit the official CHiQ website.

For technical support, troubleshooting assistance, or service requests, please contact CHiQ customer support through their official channels. Keep your purchase receipt and product serial number handy when contacting support.

