

## Tribesigns ZYL-LE0016-Confer-DUSHU

# Tribesigns ZYL-LE0016-Confer-DUSHU Conference Table User Manual

Model: ZYL-LE0016-Confer-DUSHU

[Introduction](#)   [Safety Information](#)   [Package Contents](#)   [Setup & Assembly](#)   [Usage](#)   [Maintenance](#)   [Troubleshooting](#)   [Specifications](#)   [Warranty & Support](#)

## 1. INTRODUCTION

Thank you for choosing the Tribesigns ZYL-LE0016-Confer-DUSHU Conference Table. This manual provides essential information for the safe assembly, proper use, and maintenance of your new conference table. Please read these instructions carefully before assembly and retain them for future reference.

## 2. SAFETY INFORMATION

- Always assemble the table on a soft, clean surface to prevent scratches.
- Ensure all screws and fasteners are securely tightened before use. Periodically check and re-tighten as necessary.
- Do not exceed the maximum weight recommendation of 300 pounds (136 kg).
- Keep small parts and packaging materials away from children and pets to avoid choking hazards.
- Avoid standing or sitting on the table.
- Use caution when moving the assembled table to prevent injury or damage. It is recommended to have at least two people for moving.

## 3. PACKAGE CONTENTS

Before beginning assembly, please verify that all parts listed below are present and undamaged. If any parts are missing or damaged, please contact customer service.

- Tabletop sections (Engineered Wood)
- Pedestal base components (Engineered Wood)
- Reinforced back frame components
- Adjustable foot pads
- Assembly hardware (screws, bolts, connectors)

- Assembly Guide (this document)
- Assembly tools (e.g., Allen wrench)

## 4. SETUP & ASSEMBLY

Assembly is recommended for 1 person. Please follow these steps carefully.

### Step 1: Prepare the Workspace

Clear a spacious area and lay down a soft cloth or carpet to protect the table components from scratches during assembly.

### Step 2: Assemble the Pedestal Bases

Identify the components for the unique double pedestal bases. Connect the side panels and the reinforced back frame using the provided hardware. Ensure the diamond-cut design faces outwards as desired.




Image: Illustration of the reinforced back frame assembly, showing proper and improper configurations for stability.




Image: Close-up view of the unique double pedestal design with diamond-cut accents, highlighting the aesthetic and structural elements.

### Step 3: Attach Adjustable Foot Pads

Screw the adjustable foot pads into the bottom of each pedestal base. These pads help stabilize the table on uneven

floors and protect your flooring.

## Sturdy and Robust



Image: Detail of an adjustable foot pad being screwed into the base of the table leg, demonstrating its function for leveling.

### Step 4: Secure the Tabletop

Carefully place the tabletop sections onto the assembled pedestal bases. Align the pre-drilled holes and secure the tabletop to the bases using the remaining hardware. Ensure all connections are tight for a sturdy and robust structure.



Image: Close-up view highlighting the 1.18-inch thickened tabletop and the overall reliable structure of the conference table, emphasizing durability.






Image: Illustrates the sturdy and robust construction of the table, focusing on the tabletop thickness and the secure connection points.

## Step 5: Final Check


Verify that all connections are secure and the table is stable. Adjust the foot pads if necessary to eliminate any wobbling.

## 5. USAGE


---

The Tribesigns conference table is designed for various office and meeting environments.

- **Seating Capacity:** The 78.74-inch length comfortably accommodates 6-8 attendees for spacious seating, or up to 10 attendees for compact arrangements.
- **Recommended Uses:** Ideal for team discussions, client meetings, seminars, collaborative workspaces, and general office use.
- **Weight Capacity:** The table has a maximum weight recommendation of 300 pounds (136 kg). Distribute weight evenly across the tabletop.



Spacious 8 Seats



Compact 10 Seats

Image: Diagram illustrating the overall dimensions of the conference table (78.74" L x 23.62" W x 29.53" H) and suggested seating arrangements for 8 (spacious) and 10 (compact) people.

## 6. MAINTENANCE

Proper care will ensure the longevity and appearance of your conference table.

- **Cleaning:** Wipe the table surface with a dry cloth to remove dust and spills. For stubborn marks, use a slightly damp cloth with mild soap, then immediately dry with a clean cloth. Avoid harsh chemicals or abrasive cleaners.
- **Stain Resistance:** The table is designed to be stain-resistant. However, promptly clean up spills to prevent potential staining.
- **Protection:** Use coasters for drinks and placemats for hot items to protect the surface from heat and moisture damage.
- **Inspection:** Periodically check all screws and connections to ensure they remain tight. Re-tighten as needed.

## 7. TROUBLESHOOTING

Problem	Possible Cause	Solution
Table is wobbly	Uneven floor; loose connections; uneven foot pads.	Adjust the foot pads on the bottom of the pedestal bases. Check and tighten all assembly screws. Ensure the table is on a flat surface.
Parts missing or damaged	Packaging error; shipping damage.	Do not proceed with assembly. Contact Tribesigns customer service immediately for replacement parts.
Difficulty aligning holes during assembly	Components are not oriented correctly.	Review the assembly instructions and diagrams to ensure all parts are facing the correct direction. Loosen screws slightly to allow for adjustment, then re-tighten.

## 8. SPECIFICATIONS

---

Feature	Detail
Brand	Tribesigns
Model Number	ZYL-LE0016-Confer-DUSHU
Product Dimensions (D x W x H)	23.62"D x 78.74"W x 29.53"H
Item Weight	83.8 Pounds (38 kg)
Maximum Weight Recommendation	300 Pounds (136 kg)
Frame Material	Engineered Wood
Top Material Type	Engineered Wood
Tabletop Thickness	1.18 Inches
Color	Light Walnut
Shape	Rectangular
Base Type	Pedestal (Diamond-Cut)
Product Care Instructions	Wipe with Dry Cloth
Stain Resistant	Yes
Recommended Uses	Meeting, Office, Residential Use
Indoor/Outdoor Usage	Indoor
Assembly Tools Included	Yes
Recommended Number of People for Assembly	1

## 9. WARRANTY & SUPPORT

---

**Limited Warranty:** This Tribesigns product comes with a limited warranty. Please refer to the original purchase documentation or contact customer service for specific warranty terms and conditions.

**Customer Support:** For any questions, missing parts, assembly assistance, or warranty claims, please contact our experienced customer service team. They are available to assist you 24x7.

You can typically find contact information on the Tribesigns official website or through your purchase platform.

