

SOUYIE KW350C

SOUYIE KW350C AI Smart Watch User Manual

Your comprehensive guide to setup, operation, and maintenance.

1. PRODUCT OVERVIEW

The SOUYIE KW350C AI Smart Watch is a robust and feature-rich wearable device designed for active lifestyles. It integrates advanced health monitoring, comprehensive sports tracking with standalone GPS, and smart communication capabilities.



Image 1.1: The SOUYIE KW350C AI Smart Watch, showcasing its rugged design and digital display.

2. WHAT'S IN THE BOX

- 1 SOUYIE KW350C Smart Watch
- 1 User Manual (this document)
- 1 TPU Silicone Strap
- 1 USB Magnetic Charging Cable

3. SETUP GUIDE

3.1 Initial Charging

Before first use, fully charge your SOUYIE KW350C Smart Watch. Connect the magnetic charging cable to the charging points on the back of the watch and to a USB power source. A full charge typically takes approximately 2 hours. A 30-minute charge can provide up to 60 hours of battery life.

21-DAY ULTRA-LONG BATTERY LIFE

Typical Use 21 Days

Heavy Use up to 10 Days

Continuous GPS up to 24 Hours



Image 3.1: The SOUYIE KW350C Smart Watch connected to its magnetic charging cable, illustrating the charging process.

3.2 App Installation and Pairing

1. Download the official SOUYIE companion app from your device's app store (compatible with Android 8.0+ and iOS 9.0+).
2. Ensure Bluetooth is enabled on your smartphone.
3. Open the SOUYIE app and follow the on-screen instructions to create an account or log in.
4. Select 'Add Device' or similar option within the app and choose your KW350C Smart Watch from the list of available devices.
5. Confirm the pairing request on both your smartphone and the watch.

3.3 Initial Configuration

After successful pairing, the app will guide you through setting up personal information, notification preferences, and other initial settings. This includes syncing time, date, and personal health goals.

4. OPERATING INSTRUCTIONS

4.1 Basic Navigation

- **Touchscreen:** Swipe left/right to navigate between main screens (e.g., activity, heart rate, weather). Swipe up/down to access quick settings or notifications.
- **Physical Buttons:** The watch features multiple physical buttons. Refer to the watch face for specific button functions (e.g., 'SPORT' for sports modes, 'POWER' for power options, 'LIGHT' for flashlight, 'MODE' for mode switching).

Your browser does not support the video tag.

Video 4.1: A demonstration of the SOUYIE Smart Watch's interface and navigation, highlighting its responsiveness and various features.

4.2 AI Smart Ecosystem

The KW350C features an AI Voice Assistant and 20 AI virtual companions. Connect via Bluetooth 5.3 to utilize voice commands for fitness plans, travel guides, meeting summaries, and real-time translation in 24 languages. The AI can also generate daily fitness reports.

SMARTER AI WATCHES



Image 4.2: The SOUYIE KW350C Smart Watch displaying an AI Q&A interface, demonstrating its voice assistant capabilities.

4.3 Smart Bluetooth Calling

With Bluetooth 5.4 and dual-microphone noise reduction (-42dB), the watch allows for clear and stable calls. You can sync up to 150 contacts, quickly return calls, and view call logs. Receive WhatsApp/SMS messages in real-time and use voice-to-text responses. The flashlight function can activate SOS, calling emergency contacts and triggering a red light warning.



CLEARLY ANSWER AND MAKE PHONE CALLS

Bluetooth 5.4 dual-microphone noise reduction (-42dB) ensures clear and stable calls even in noisy environments. Supports syncing up to 150 favorite contacts, allowing for quick call-back and access to call logs.

Image 4.3: A user making a call on the SOUYIE KW350C Smart Watch, illustrating its Bluetooth calling feature.

4.4 Sports Modes and GPS

The watch offers 178 sports modes, covering activities from mountaineering to diving. It features an independent GPS chip and offline topographic maps, ensuring navigation even without a signal. A barometer and high-precision compass assist with positioning.

DOWNLOADABLE FREE MAPS & PRECISE NAVIGATION

Standalone GPS & 6 Satellite Systems Free Offline Maps with Turn Directions



Image 4.4: The SOUYIE KW350C Smart Watch displaying a map with navigation, highlighting its standalone GPS and offline map capabilities.

4.5 Smart Health Monitoring

Equipped with the STK8327 Gsensor dynamic chip and HX3691 sensor, the watch provides accurate 24/7 monitoring of heart rate, blood oxygen (SpO2), stress, sleep, and mood. It also includes female health tracking and PAI vitality index analysis. It intelligently identifies deep sleep, light sleep, and wakefulness patterns.

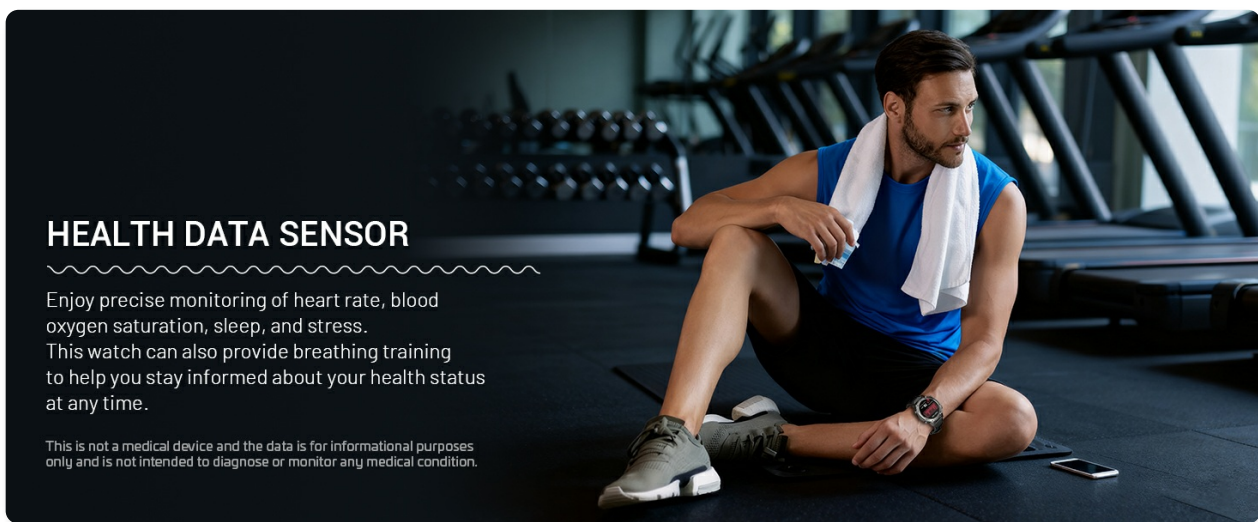


Image 4.5: A user wearing the SOUYIE KW350C Smart Watch, with an overlay indicating heart rate, blood oxygen, and stress monitoring.

4.6 Watch Faces and Display

The 1.43" AMOLED color screen features 1000-nit ultra-brightness, 466x466 HD resolution, and 7H hardness Panda Glass for scratch resistance. Choose from 280+ cloud-based watch faces, create DIY photo/video backgrounds, or use the exclusive bullet screen watch face function. The watch supports smart screen-off display and wrist-flip screen-on, with configurable on-time and automatic off-time to conserve energy.




Image 4.6: A collection of diverse watch faces available for the SOUYIE KW350C Smart Watch, demonstrating customization options.

4.7 Water Resistance

The SOUYIE KW350C is 5ATM professional waterproof (50 meters), suitable for swimming (freestyle, breaststroke, backstroke). It automatically records stroke count and calorie consumption. After swimming, it activates sonic drainage to ensure a dry interior.




Image 4.7: Two divers underwater, with one wearing the SOUYIE KW350C Smart Watch, illustrating its 5ATM waterproof capability.

5. MAINTENANCE

5.1 Cleaning Your Watch

Regularly clean your watch and strap to prevent skin irritation and maintain functionality. Use a soft, lint-free cloth. For stubborn dirt, dampen the cloth with water. Avoid harsh chemicals or abrasive materials.

5.2 Charging Best Practices

To prolong battery life, avoid fully discharging the watch frequently. Charge it when the battery level is low, and disconnect it once fully charged. Use only the provided magnetic charging cable.

5.3 Software Updates

Periodically check the SOUYIE companion app for available software updates. Updates often include performance improvements, new features, and bug fixes. Ensure your watch is sufficiently charged before initiating an update.

6. TROUBLESHOOTING

- **Watch not turning on:** Ensure the watch is fully charged. If it still doesn't turn on, try holding the power button for 10-15 seconds.
- **Connectivity issues:** Check that Bluetooth is enabled on your phone and the watch. Ensure the watch is within range of your phone. Try unpairing and re-pairing the device through the app.
- **Inaccurate health data:** Ensure the watch is worn snugly on your wrist, not too tight or too loose. Clean the sensors on the back of the watch.
- **Short battery life:** Reduce screen brightness, disable unnecessary notifications, and limit continuous heart rate monitoring. Ensure 'Always On Display' is not enabled if extended battery life is desired.
- **GPS not working:** Ensure you are in an open area with a clear view of the sky. Allow the watch sufficient time to acquire a GPS signal. Check if offline maps are downloaded for your area.

For further assistance, please refer to the 'Warranty and Support' section.

7. SPECIFICATIONS

Feature	Detail
Model Number	KW350C
Display	1.43" AMOLED Color Screen, 466x466 HD Resolution, 1000-nit Brightness, 7H Hardness Panda Glass
Water Resistance	5ATM (50 meters)
GPS	Independent GPS chip, Offline Topographic Maps, Built-in Compass
Battery Capacity	550 mAh Lithium Ion
Battery Life	10-21 days (normal use), over 30 days (standby), up to 24 hours (continuous GPS)
Charging Time	2 hours (full charge)
Connectivity	Bluetooth 5.4
Health Monitoring	Heart Rate, Blood Oxygen (SpO2), Stress, Sleep, Mood, Female Health Tracking, PAI Vitality Index
Sports Modes	178+ professional sports modes
AI Features	AI Voice Assistant, 20 AI Virtual Companions, Real-time Translation (24 languages), Voice-to-text responses
Operating System Compatibility	Android 8.0+, iOS 9.0+
Item Weight	81.5g (2.86 ounces)
Memory Storage Capacity	4 GB
RAM Memory Installed Size	4 GB

8. WARRANTY AND SUPPORT

The SOUYIE KW350C Smart Watch comes with a **3-year warranty**. We offer a 30-day free return policy and 24/7 customer support.

If you encounter any issues or have questions, please contact us through the platform where you purchased the product, typically via the "Find Order - Contact Seller" option. Our support team is ready to assist you.