

DUCO Q8

DUCO Q8 Round AI Smart Sunglasses User Manual

Model: Q8

1. INTRODUCTION

Thank you for choosing DUCO Q8 Round AI Smart Sunglasses. These innovative glasses combine advanced technology with stylish design, offering a 4K HD 8MP camera, AI assistant, real-time translation, and Bluetooth 5.4 connectivity. This manual provides essential information to help you set up, operate, and maintain your smart glasses.



Figure 1: DUCO Q8 Smart Sunglasses, showcasing the sleek black frame and integrated camera lenses.

2. WHAT'S INCLUDED

- DUCO Q8 Smart Sunglasses
- Glasses Case
- Microfiber Cleaning Cloth
- Magnetic Charging Cable
- User Manual




Figure 2: All items included in the DUCO Q8 Smart Sunglasses package.

3. SETUP

3.1 Power On/Off

- **Power On:** Long press the power button on the temple for 3 seconds until you hear the "Power On" prompt.
- **Power Off:** Long press the power button on the temple for 3 seconds until you hear the "Power Off" prompt.

3.2 App Download & Bluetooth Connection

1. **Download the App:** Scan the QR code provided in the user manual or product packaging to download the 'Cyan App' on your mobile phone.
2. **Connect via Bluetooth:**
 - Ensure your glasses are powered on and in pairing mode.
 - Open the 'Cyan App' and select "Connect Device".
 - Follow the in-app prompts to pair your glasses. The glasses utilize ultra-fast, stable Bluetooth 5.4 technology for seamless connectivity.

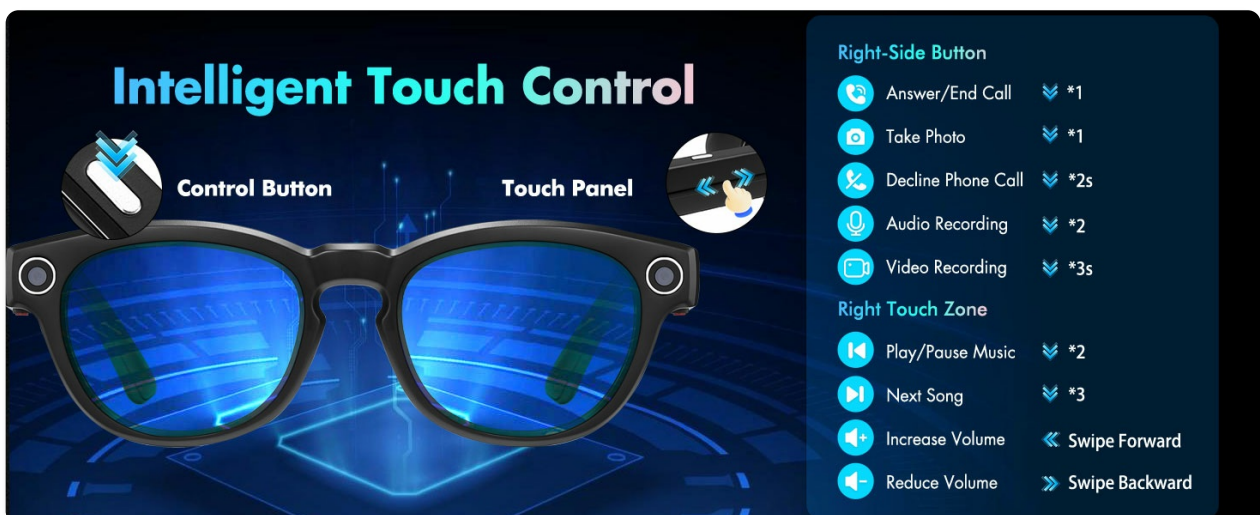


Figure 3: Visual guide for app download and Bluetooth connection.

4. OPERATING INSTRUCTIONS

4.1 Camera Functions

- **Capture Photos:** Single-click the camera button to take a 4K HD 8MP photo.
- **Record Videos:** Double-click the camera button to start 4K HD video recording. Short-press to end recording.



Figure 4: User capturing 4K HD video with DUCO Q8 Smart Sunglasses.

4.2 AI Assistant & Image Recognition

- **Activate AI Assistant:** Say "Hey Cyan" or long-press the designated AI button to activate the AI assistant.
- **Contextual Suggestions:** The AI assistant can analyze your surroundings and provide context-rich suggestions (e.g., weather updates).
- **AI Image Recognition:** Take a photo with your DUCO AI sunglasses and ask the AI assistant to identify objects (e.g., plants, animals).

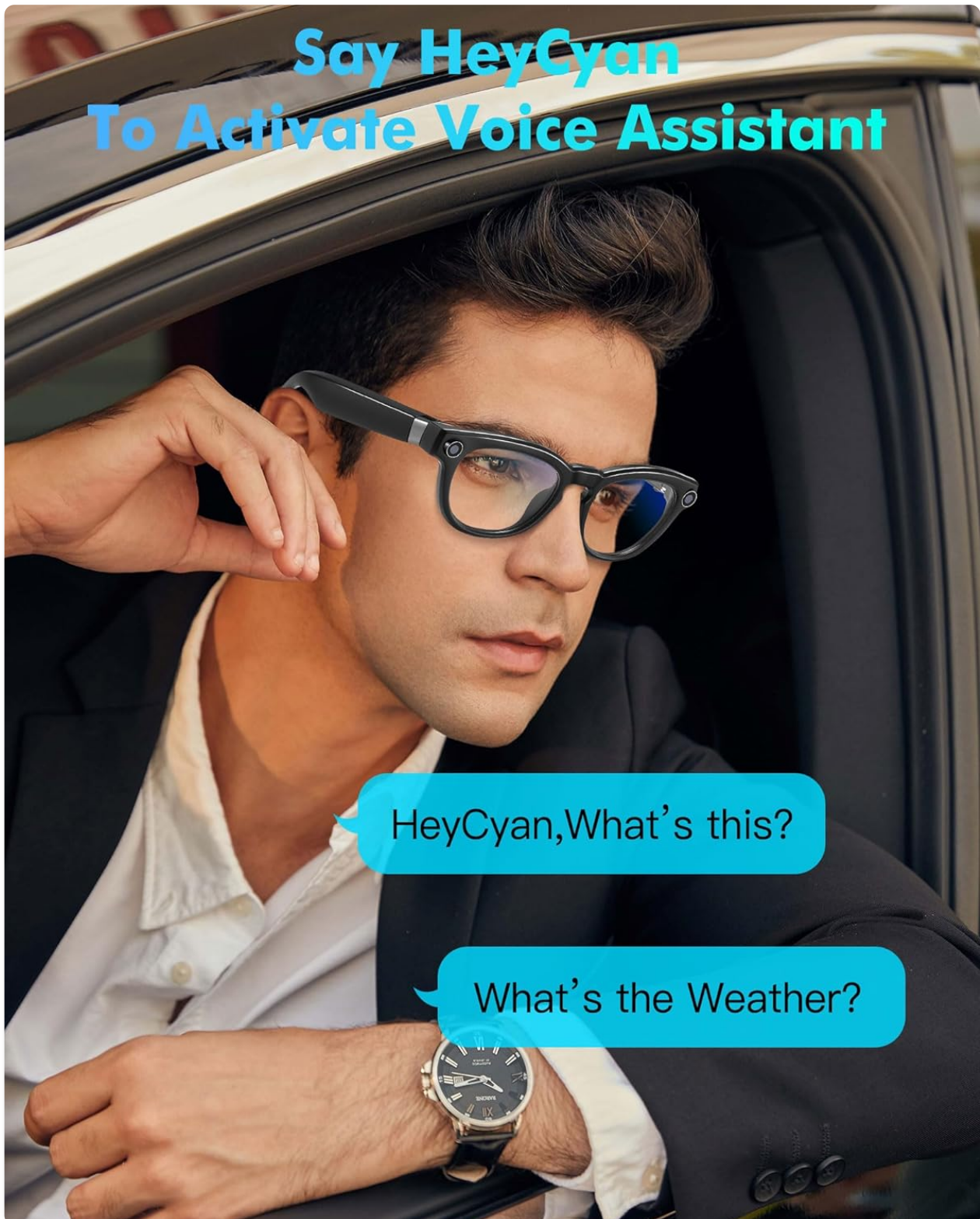


Figure 5: Voice commands to activate the AI Assistant for weather and object identification.

4.3 Real-time Translation

- The glasses support AI-powered voice translation for 163 languages, including English, Chinese,

German, French, Japanese, Russian, Spanish, Korean, and Thai.

- Use the Cyan App to select desired languages for real-time, face-to-face conversation translation.

4.4 Music & Call Controls

- **Answer/End Call:** Single-click the right-side button.
- **Decline Call:** Long-press the right-side button for 2 seconds.
- **Music Playback:** Use the right touch zone: play/pause (double-click), next song (triple-click), increase volume (swipe forward), reduce volume (swipe backward).
- **Open Hi-Fi Sound:** Dual microphones with noise reduction ensure clear call quality even when cycling, running, or commuting.



Figure 6: Detailed overview of touch controls for calls, music, and recording.

5. FEATURES OVERVIEW

- **4K HD 8MP Camera:** Capture exactly what you see and hear with an upgraded ultra-wide 8 MP camera and two mic system. Easy for you to live stream on social media.
- **Bluetooth 5.4 Technology:** Equipped with ultra-fast, stable connectivity for crystal-clear calls, lag-free music streaming, and instant pairing.
- **AI Assistant:** Use Cyan App and say 'Hey Cyan' to activate AI assistant for contextual suggestions.
- **AI Image Recognition:** Identify objects by taking a photo and asking the AI assistant.
- **8-Hour Continuous Operation:** Powered by a 300mAh high-capacity battery, delivering 8-hour active runtime (translation/calls/music) and 15-day standby time.
- **Open-Ear Audio:** Stay aware and alert of your surroundings while enjoying audio.
- **UV400 Protection:** Lenses offer UV400 protection.
- **Image Stabilization:** AI SteadyShot keeps memories sharp.
- **Sturdy Hinges & Nose Pads:** Reinforced hinges ensure durability, and one-piece nose pads reduce pressure for all-day comfort.

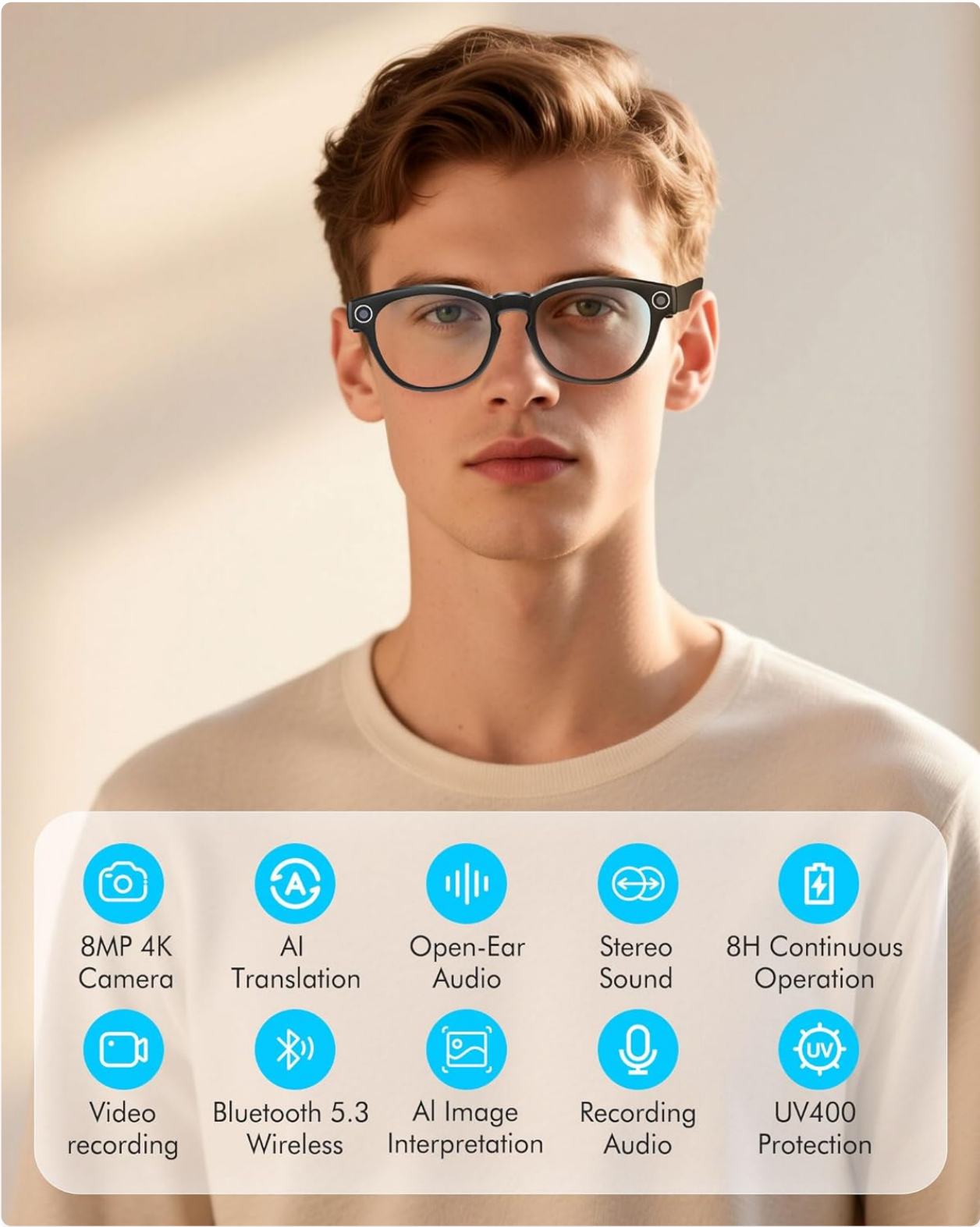


Figure 7: Visual representation of key features including 8MP 4K Camera, AI Translation, Open-Ear Audio, and 8H Continuous Operation.

6. SPECIFICATIONS

Specification	Value
Product Dimensions	56.88 x 19.69 x 16.14 inches
Item Weight	0.705 ounces

Item Model Number	Q8
Batteries	2 12V batteries required (included)
Battery Capacity	50 Milliamp Hours
Memory Storage Capacity	1 MB
Operating System	OS, Android
Special Feature	Voice Control
Connectivity Technology	Bluetooth
Shape	Rectangular



Figure 8: Detailed dimensions of the DUCO Q8 Smart Sunglasses.

7. MAINTENANCE & CARE

- Use the provided microfiber cleaning cloth to gently clean the lenses and frame.
- Avoid exposing the glasses to extreme temperatures or harsh chemicals.
- Store the glasses in the provided case when not in use to prevent scratches and damage.

8. TROUBLESHOOTING

- **Connection Issues:** Ensure Bluetooth is enabled on your device and the glasses are in pairing mode. Restart both devices if necessary.
- **Audio Problems:** Check volume levels on both the glasses and your connected device. Ensure speakers are not obstructed.
- **Battery Not Charging:** Verify the magnetic charging cable is securely connected to both the glasses and a power source.
- **AI Assistant Not Responding:** Ensure the glasses are connected to the Cyan App and your device has an active internet connection.

9. OFFICIAL PRODUCT VIDEOS

APP Usage Tutorial

Your browser does not support the video tag.

This video provides a comprehensive tutorial on how to use the companion app for the DUCO Q8 Smart Sunglasses, covering features like pairing, settings, and various functions.

DUCO AI Smart Sunglasses with 4K HD 8MP Camera AI Assistant Translation Bluetooth Glasses Q8

Your browser does not support the video tag.

This official product video highlights the key features and benefits of the DUCO Q8 Smart Sunglasses, including the 4K HD camera, AI assistant, and translation capabilities.

10. WARRANTY & SUPPORT

DUCO has been serving over 10 million customers globally since 2013, establishing a reliable brand reputation. If you are not satisfied with the product or encounter any issues during usage, please feel free to contact DUCO customer support for assistance.