



Manuals.plus /

› iPormis /

› iPormis 59-inch Extendable Round Dining Table User Manual (Model B0FMDWZGX2)

## iPormis B0FMDWZGX2

# iPormis 59-inch Extendable Round Dining Table User Manual

Model: B0FMDWZGX2

Brand: iPormis

### IMPORTANT SAFETY INFORMATION

---

Please read and understand all instructions before assembling and using this product. Failure to follow these instructions may result in injury or damage.

- Always follow the assembly instructions carefully.
- Keep fingers away from moving parts during assembly and expansion.
- Do not exceed the maximum weight recommendation of 300 pounds to ensure stability.
- Keep the table away from heat sources and sharp objects to prevent damage to the tabletop.
- Always supervise children when using the table to prevent injuries.

### PRODUCT OVERVIEW

---

The iPormis 59-inch Extendable Round Dining Table is designed for versatility and space efficiency. It features a robust construction with an X-base metal leg design and an MDF tabletop. The table can be easily expanded from a compact round shape to an oval shape, accommodating 4 to 6 people.



Image: The iPormis dining table in its expanded oval configuration, suitable for larger gatherings, shown in a kitchen setting.

## Key Features:

- **Expandable Design:** Effortlessly transitions from 43 inches (round) to 59 inches (oval) to seat 4 to 6 people.
- **Space-Saving:** Compact when unextended, ideal for smaller spaces, and expands when additional seating is required.
- **Heavy-Duty Structure:** Features curved metal legs and a reinforced X-base for enhanced durability and stability.
- **Durable Materials:** MDF board tabletop with a woodgrain texture, designed to be waterproof, anti-scratch, and easy to clean.
- **Safety Features:** Radius edges ensure 360° safety, preventing sharp corners.

## PACKAGE CONTENTS

---

Verify that all components are present before beginning assembly. If any parts are missing or damaged, please contact customer support.

- Tabletop sections
- Base components (Metal legs, X-base)
- Assembly Manual
- Hardware kit (Precision-fit fasteners, lock, adjustable pads)
- Tools (Allen Key, Screwdriver, Wrench)

## ASSEMBLY INSTRUCTIONS

Assembly typically requires two people. Follow the step-by-step guide provided in the included manual. Ensure all fasteners are tightened securely to prevent wobbling.

### General Steps:

1. Unpack all components and verify against the package contents list.
2. Assemble the X-base and metal legs according to the diagrams in the manual.
3. Attach the tabletop sections to the assembled base, ensuring the sliding rail system is correctly aligned.
4. Secure all connections with the provided hardware.
5. Adjust the feet to ensure the table is stable on uneven floors.

01

### Thicken Metal Legs

Offer robust structural support to avoid toppling.



02

### Reinforced X-base

Delivers exquisite aesthetics & lasting sturdiness.

03

### Adjustable Feet for Uneven Floors

Adjust as needed to ensure stability & safety.



Image: Detailed view of the table's sturdy X-base, metal legs, and adjustable feet for stability.




Image: Illustration of the table's precise connection points, eight metal reinforced supports, and adjustable foot pads, contributing to its stable structure.

## OPERATING INSTRUCTIONS: TABLE EXTENSION

The table features a hidden sliding rail system for easy expansion and contraction. Follow these steps to adjust the table size:

### 1. To Expand:

- Locate and release the locking mechanism (backboard clasp) underneath the tabletop.
- Gently pull the two halves of the table apart along the smooth sliding rails.
- Lift and place the center extension panel into the gap.
- Push the table halves back together until they meet the extension panel and secure the locking mechanism.

### 2. To Contract:

- Release the locking mechanism.
- Pull the table halves apart slightly.
- Remove the center extension panel and store it safely.
- Push the table halves together until they form the compact round shape and secure the locking mechanism.



Image: Step-by-step visual guide on how to expand the dining table, showing the mechanism and panel insertion.

Your browser does not support the video tag.

Video: Demonstration of the iPormis 59-inch Round Extendable Dining Table's expansion and contraction mechanism, showcasing its versatility.

## MAINTENANCE AND CARE

Proper care will ensure the longevity and appearance of your dining table.

- **Cleaning:** Wipe the MDF tabletop with a soft, damp cloth. For spills, clean immediately to prevent staining. Avoid abrasive cleaners or harsh chemicals.
- **Protection:** Use placemats or coasters to protect the surface from hot dishes, spills, and scratches.
- **Stability:** Periodically check and tighten all fasteners to maintain the table's stability. Adjust the foot pads as needed to ensure the table remains level.
- **Environment:** Avoid placing the table in direct sunlight or near heat sources, as this can cause warping or discoloration.



Image: Visual representation of the tabletop's durable properties, including resistance to water, scratches, and high temperatures, and ease of cleaning.

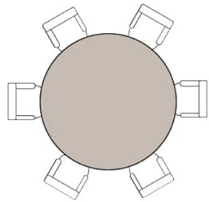
## TROUBLESHOOTING

Problem	Possible Cause	Solution
Table is wobbly.	Loose fasteners; uneven floor.	Tighten all assembly fasteners. Adjust the foot pads on the base until the table is stable.
Difficulty expanding/contracting the table.	Locking mechanism engaged; debris in sliding rails; misaligned panels.	Ensure the locking mechanism (backboard clasp) is fully disengaged. Check sliding rails for obstructions and clean if necessary. Gently realign panels before pushing/pulling.
Scratches or marks on tabletop.	Sharp objects; lack of protective measures.	Use placemats or coasters. Avoid dragging objects across the surface. Minor marks may be buffed out with appropriate wood care products (test in an inconspicuous area first).

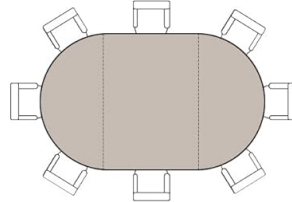
## SPECIFICATIONS

Feature	Detail
Brand	iPormis
Model	B0FMDWZGX2
Color	Walnut
Product Dimensions (D x W x H)	43" (unextended) to 59" (extended) D x 43" W x 29" H
Item Weight	95.9 Pounds
Maximum Weight Recommendation	300 Pounds
Material Type	MDF Board (Top), Metal (Frame)
Seating Capacity	4 (unextended), 6 (extended)
Is Extendable/Resizable?	Yes
Is Stain Resistant?	Yes
Indoor/Outdoor Usage	Indoor
Tools Recommended For Assembly	Allen Key, Screwdriver, Wrench (Included)

## Expandable Round Table - Space Saving



Spacious 6 seats



Compact 8 seats



Image: Detailed dimensions of the table in both compact (43.3" shrink) and expanded (59" expanded) states, with a height of 29.5" and a weight capacity of 300 lbs.

### WARRANTY AND SUPPORT

For warranty information, product support, or to report missing/damaged parts, please contact iPormis customer service. Refer to your purchase documentation for specific warranty terms and contact details.

Manufacturer: iPormis

For further assistance, visit the iPormis Store on Amazon.