

## HOMCOM 920-083V90BK

# HOMCOM 920-083V90BK Reversible Corner Desk User Manual

Model: 920-083V90BK | Brand: HOMCOM

## INTRODUCTION

This manual provides detailed instructions for the assembly, operation, and maintenance of your HOMCOM 920-083V90BK Reversible Corner Desk. Please read this manual thoroughly before assembly and use to ensure safe and correct operation. Keep this manual for future reference.

## SAFETY WARNINGS

### WARNING:

- Ensure the desk is stable on a flat and even surface before use.
- Do not exceed the maximum recommended load capacity of 75 kg (total) to prevent tipping. The desktop has a maximum load of 50 kg, and the shelf has a maximum load of 5 kg.
- Use electrical outlets and USB ports with caution to avoid electric shock.
- Adjust the leveling feet correctly to ensure stability on uneven floors.
- Keep children away from small parts during assembly.

## PRODUCT OVERVIEW

The HOMCOM 920-083V90BK is a versatile L-shaped corner desk designed for various uses, including gaming, studying, and office work. It features integrated LED lighting, power outlets, USB ports, and a reversible design for flexible placement.



Image 1: Overview of the HOMCOM Reversible Corner Desk, showcasing its L-shaped design, monitor stand, LED lighting, and integrated power solutions.

## Key Features:

- **LED Lighting:** Integrated LED strip with 22 dynamic modes, 20 static colors, 5 brightness levels, and 10 speed levels, controllable via wireless remote.
- **Integrated Power:** Two AC power outlets (220V/50Hz, 12A, 1500W) and two USB ports (DC 5V, 2A) for convenient device charging.
- **Reversible Design:** Can be assembled with the longer side on either the left or right to fit various room configurations.
- **Ergonomic Monitor Stand:** Elevates your monitor to a comfortable viewing height, reducing neck and eye strain.
- **Storage Solutions:** Includes a 3-level adjustable mesh basket, a lower storage shelf, and a side hook for headphones or bags.
- **Durable Construction:** Made from particle board with melamine coating and a powder-coated steel frame.
- **Adjustable Feet:** Ensures stability on uneven floor surfaces.

## SETUP AND ASSEMBLY

Assembly of the HOMCOM 920-083V90BK desk is required. Please follow the detailed instructions provided in the separate assembly guide included with your product packaging. Ensure all components are present before beginning assembly.

### Key Assembly Considerations:

- **Reversible Configuration:** Decide whether you want the longer desk section on the left or right side before starting. The design allows for either orientation.
- **Tools:** Ensure you have the necessary tools as specified in the assembly guide.
- **Clear Space:** Assemble the desk in a clear, open area to prevent damage and ensure ease of movement.
- **Two-Person Assembly:** While possible for one, assembly may be easier and safer with two people.

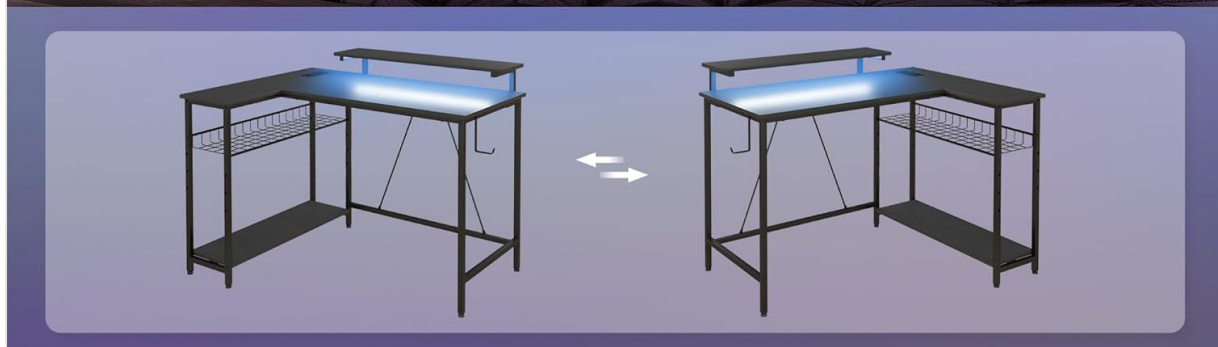



Image 2: Visual representation of the desk's reversible L-shaped configuration, demonstrating how it can be set up for left or right-hand use.

## OPERATING INSTRUCTIONS

### 1. LED Lighting System



The integrated LED strip provides customizable lighting for your workspace. It is controlled via a wireless remote control.



Image 3: Close-up of the LED lighting strip and its wireless remote control, illustrating the various modes, colors, brightness, and speed settings.

- **Power On/Off:** Use the power button on the remote to turn the LEDs on or off.
- **Mode Selection:** Cycle through 22 dynamic lighting modes.
- **Color Selection:** Choose from 20 static color options.
- **Brightness Adjustment:** Adjust the light intensity across 5 levels.
- **Speed Adjustment:** For dynamic modes, adjust the effect speed across 10 levels.
- **Remote Control Battery:** Ensure the remote control has a working battery.

## 2. Integrated Power Outlets and USB Ports

The desk includes two AC power outlets and two USB ports for convenient charging of electronic devices.



Rechargez facilement votre smartphone,  
votre ordinateur portable ou votre tablette



2 prises de  
courant alternatif  
125V / 12A



2 ports USB  
5V / 2A



Longueur du  
câble d'alimentation  
2m



Image 4: Detailed view of the two AC power outlets and two USB charging ports integrated into the desk surface, along with their specifications.

- **AC Outlets:** Connect devices requiring standard AC power (220V/50Hz, 12A, 1500W max).
- **USB Ports:** Use for charging smartphones, tablets, and other USB-powered devices (DC 5V, 2A max).
- **Power Cable:** Ensure the desk's power cable (2m length) is securely plugged into a wall outlet.
- **Safety:** Do not overload the outlets. Disconnect devices when not in use.

### 3. Adjustable Mesh Basket and Storage

The desk features a 3-level adjustable mesh basket, a lower shelf, and a side hook for organizing your items.



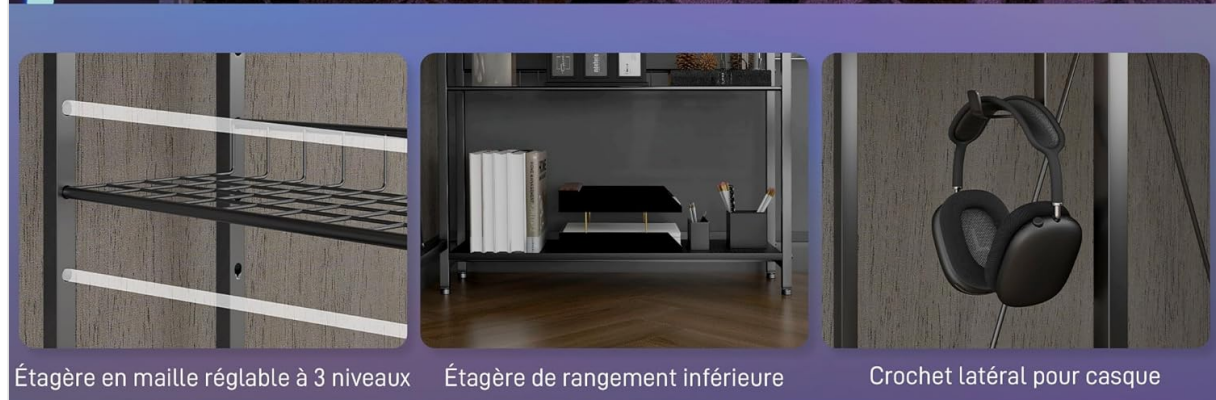


Image 5: Illustration of the desk's storage options, including the 3-level adjustable mesh basket, the lower storage shelf, and the side headphone hook.

- **Mesh Basket:** Adjust the height of the mesh basket to suit your storage needs. Refer to the assembly guide for adjustment steps.
- **Lower Shelf:** Utilize the bottom shelf for larger items or computer towers.
- **Side Hook:** Hang headphones, bags, or other accessories on the convenient side hook.

#### 4. Adjustable Leveling Feet

The desk is equipped with adjustable feet to ensure stability on uneven surfaces.



## Patins de pied réglables

Gardez votre bureau d'ordinateur stable et équilibré sur un sol irrégulier

Image 6: Close-up view of the adjustable leveling feet at the base of the desk, demonstrating how to rotate them to stabilize the desk on uneven floors.

- **Adjustment:** Rotate the bottom part of each foot clockwise or counter-clockwise to raise or lower that corner of the desk until it is stable and level.

## MAINTENANCE

- **Cleaning:** Wipe the desk surfaces with a soft, damp cloth. Avoid abrasive cleaners or harsh chemicals that could damage the finish.
- **Spills:** Clean up spills immediately to prevent staining or damage to the particle board.
- **Electrical Components:** Ensure the power outlets and USB ports are kept dry and free from dust. Do not attempt to clean them with liquids.
- **Fasteners:** Periodically check all screws and fasteners to ensure they are tight. Retighten if necessary to maintain stability.

## TROUBLESHOOTING

- **Desk is wobbly:**

- Check that all assembly screws are securely tightened.
  - Adjust the leveling feet on the bottom of the desk to compensate for uneven flooring.
- **LED lights are not working:**
    - Ensure the LED strip's power cable is properly connected to the desk's power system.
    - Check the remote control battery and replace if necessary.
    - Verify that the desk's main power cable is plugged into a functional wall outlet.
- **Power outlets/USB ports are not working:**
    - Ensure the desk's main power cable is securely plugged into a functional wall outlet.
    - Check if the total power draw of connected devices exceeds the maximum capacity (1500W for AC, 2A for USB).
    - Test with different devices to rule out device-specific issues.

## SPECIFICATIONS

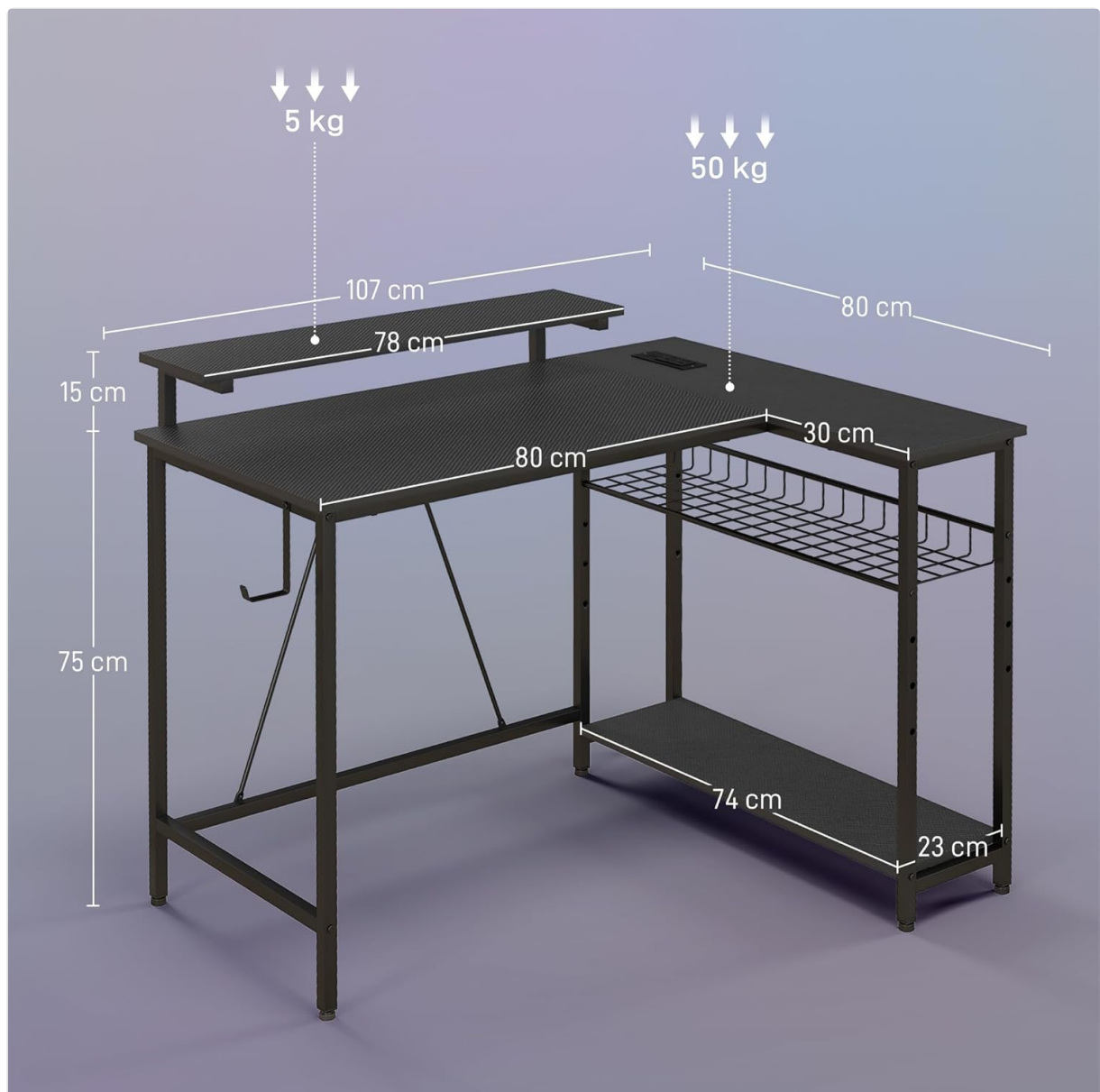


Image 7: Diagram illustrating the key dimensions and load capacities of the HOMCOM Reversible Corner Desk.

Feature	Specification
---------	---------------



Feature	Specification
Model Number	920-083V90BK
Brand	HOMCOM
Color	Black
Overall Dimensions (L x W x H)	107 cm x 80 cm x 90 cm
Worktop Dimensions (L x W x H)	80 cm x 50 cm x 73.5 cm
Monitor Stand Dimensions (L x D x H)	78 cm x 18.5 cm x 13 cm
Mesh Basket Dimensions (W x D)	74 cm x 23 cm
Lower Shelf Dimensions (W x D)	74 cm x 25 cm
Seating Area Depth	78.5 cm
Max. Load Capacity (Total)	75 kg
Max. Load Capacity (Worktop)	50 kg
Max. Load Capacity (Shelf)	5 kg
LED Light Power	10W
Power Cable Length	2 m
AC Outlet Rating	AC 220V/50Hz, 12A, 1500W
USB Port Rating	DC 5V, 2A
Materials	Particle Board, Steel
Net Weight	16 kg

## WARRANTY AND SUPPORT

For warranty information, please refer to the documentation provided with your purchase or contact HOMCOM customer support directly. Details for customer support can typically be found on the HOMCOM official website or on your purchase receipt.

If you require replacement parts or further assistance, please have your model number (920-083V90BK) and purchase details ready when contacting support.