

tinkoola B0FMDF4ZPH

tinkoola Red Light Therapy Mask for Face & Neck

Model: B0FMDF4ZPH

Introduction

Features & Benefits

What's Included

Safety Information

Setup

Operation

Maintenance

Troubleshooting

Specifications

Warranty & Support

1. INTRODUCTION

Welcome to the tinkoola Red Light Therapy Mask instruction manual. This device utilizes advanced LED technology to provide professional-grade red light therapy for your face and neck, promoting skin rejuvenation and addressing various skin concerns. Designed for convenience and effectiveness, this mask offers a comfortable and cordless experience for use at home or while traveling.

2. PRODUCT FEATURES & BENEFITS

- **Professional-Grade Red Light Therapy:** Emits 630nm red light to penetrate deep into the skin, activating collagen-producing cells, improving blood circulation, and enhancing cellular activity for firmer, smoother, and more radiant skin.
- **120 LED Beads for Full-Face Coverage:** Delivers concentrated light energy across the entire face and neck, ensuring consistent and powerful exposure to smooth fine lines, firm contours, and brighten the complexion.
- **8 Adjustable Light Modes:** Choose from 7 targeted light settings to address specific skin concerns,

plus an 8th mode for automatic color cycling for a comprehensive skincare experience.

- **Magnetic Neck Attachment:** Features a detachable magnetic neck device for simultaneous face and neck therapy.
- **Cordless & Rechargeable:** Quick 40-minute charge provides 90 minutes of battery life, allowing for free movement during use.
- **Ergonomic & Safe Design:** Comfortable, ergonomic shape with an adjustable strap ensures a gentle yet snug fit for all face types. Includes silicone eye protectors to shield eyes from direct light.

Understanding the Light Spectrum

Each light color targets specific skin needs:

- **Red Light (630nm):** Promotes collagen tightening, increases elasticity, and improves skin texture.
- **Blue Light (460nm):** Penetrates 1-2mm, helps improve sensitive skin and has antibacterial properties.
- **Green Light (520nm):** Penetrates 0.5-2mm, restores younger and healthier skin, and improves skin fineness and tone.
- **Yellow Light (520nm+630nm):** Penetrates 1-3mm, helps fade dark spots, freckles, and blemishes.
- **Purple Light (630nm+460nm):** Penetrates 1-3mm, improves lymph metabolism and micro-circulation.
- **Cyan Light (520nm+460nm):** Penetrates 1-2mm, helps improve skin imperfections and uneven tone.
- **White Light (460nm+520nm+630nm):** Penetrates 1-2mm, provides a relaxing effect, and helps restore younger, healthier skin.

7 Colors Led Lights

Meet different skin needs



Image: Visual representation of the 7 LED light colors and their specific wavelengths.

7-Color LED Spectrum

Target Different Skin Needs



Red(630nm)

Penetrating into skin 1-5mm, stimulating skin cells to excrete collagen to firm and smooth texture

Blue(460nm)

Penetrating into skin 1-2mm, excellent effect of beauty improve sensitive skin



Green(520nm)

Penetrating into skin 0.5-2mm, improving skin finess, smooth skin and fine lines



Cyan(520nm+460nm)

Penetrating into skin 1-2mm, improving bad skin



Yellow(520nm+630nm)

Penetrating into skin 1-3mm, fading dark spot, freckles and blemishes



Purple(630nm+460nm)

Penetrating into skin 1-3mm, improving lymph metabolism and micro-circulation



White(460nm+520nm+630nm)

Penetrating into skin 1-2mm, relaxing, restoring younger and healthier skin



Image: Detailed diagram showing how different 7-color LED spectrums penetrate various skin layers to target specific needs.

3. WHAT'S INCLUDED

Your tinkoola Red Light Therapy Mask package includes:

- Face Mask
- Detachable Magnetic Neck Device
- USB Charging Cable
- User Manual
- Two Head Straps
- Silicone Eye Protectors



Image: Close-up details of the LED face mask product, highlighting the Type-C charging port, color light chip, adjustable support strap, and touch switch for power and mode selection.

4. SAFETY INFORMATION

While the tinkoola Red Light Therapy Mask is designed with user safety in mind, please observe the following general guidelines:

- Always perform a skin sensitivity test before the first use.
- Ensure your face is clean and dry before applying the mask.
- Use the provided silicone eye protectors to shield your eyes from direct light exposure during treatment.
- Consult a healthcare professional if you have any pre-existing skin conditions, are pregnant, or have concerns about using light therapy devices.
- Do not use the device if it is damaged or malfunctioning.

5. SETUP

5.1. Charging the Device

Before first use, fully charge the mask using the provided USB-C charging cable. The device features a quick 40-minute charge for approximately 90 minutes of cordless operation.

5.2. Assembling the Mask

1. The device consists of a main face mask and a detachable neck device.
2. To attach the neck device, align its buckle with the corresponding slot on the face mask and securely buckle it into place.
3. If you prefer, the facial mask can be used alone without the neck attachment.
4. Attach the two head straps to the sides of the mask and adjust for a comfortable, snug fit.

Revive Your Radiance

All you need is **10 minutes** a day



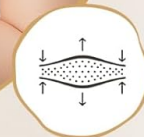
Diminish
Fine Lines



Restore
Dewiness



Fade Dark
Spots



Enhance
Firmness



Image: A step-by-step guide showing the assembly of the face and neck mask, from connecting the two parts to securing it on the head.

6. OPERATING INSTRUCTIONS

6.1. Preparing for Treatment

1. Cleanse your face thoroughly and pat dry. Ensure your skin is free of makeup, oils, or lotions.
2. Place the silicone eye protectors over your eyes.
3. Position the mask comfortably on your face and neck (if attached), securing it with the adjustable head straps.

6.2. Powering On and Selecting Modes

1. To power on the mask, press and hold the touch switch located on the top of the mask for 3 seconds.
2. Once powered on, the mask will default to a specific light mode. To switch between the 8 available color therapy modes, simply touch the switch briefly.
3. The mask typically operates for a preset duration (e.g., 10-15 minutes). Refer to the user manual for specific timer settings and adjustment options.

6.3. During Treatment

Relax and enjoy your light therapy session. The cordless design allows you to read, meditate, work, or travel while wearing the mask. Avoid looking directly at the LED lights even with eye protectors in place.







Image: Examples of users enjoying the hands-free red light therapy mask during daily activities such as reading, yoga, working, and resting.

Video: An official product video demonstrating the tinkoola Red Light Therapy Mask for Face & Neck, showcasing its features and ease of use.

7. MAINTENANCE

- **Cleaning:** After each use, gently wipe the mask and neck device with a soft, damp cloth. Do not use harsh chemicals or abrasive cleaners.
- **Storage:** Store the device in a cool, dry place away from direct sunlight and extreme temperatures.
- **Charging:** Ensure the device is charged regularly to maintain battery health.

8. TROUBLESHOOTING

If you encounter any issues with your tinkoola Red Light Therapy Mask, please refer to the detailed troubleshooting section in the included user manual. Common issues and solutions are typically covered there.

9. SPECIFICATIONS

Feature	Detail
Brand	tinkoola
Model Number	B0FMDF4ZPH
Light Wavelengths	Red (630nm), Blue (460nm), Green (520nm), Yellow (520nm+630nm), Purple (630nm+460nm), Cyan (520nm+460nm), White (460nm+520nm+630nm)
LED Quantity	120 Beads
Battery Life	Up to 90 minutes (after 40-minute charge)
Charging Type	USB-C
Package Dimensions	9.45 x 8.43 x 4.65 inches
Weight	1.7 Pounds

10. WARRANTY & CUSTOMER SUPPORT

Your tinkoola Red Light Therapy Mask is backed by reliable customer support. For any questions, concerns, or warranty claims, please refer to the contact information provided in your user manual or visit the official tinkoola website for assistance.