

CINMOORE CM-C2LU

CINMOORE Dummy Camera User Manual

MODEL: CM-C2LU

Brand: CINMOORE

1. Introduction

Thank you for choosing the CINMOORE Dummy Camera. This indoor security camera is designed to provide reliable surveillance and peace of mind for your home or office. Featuring advanced AI detection, two-way audio, and clear night vision, it offers comprehensive monitoring capabilities. This manual will guide you through the setup, operation, and maintenance of your device.



Image: Front view of the CINMOORE Dummy Camera, a white, spherical camera with a dark lens and a blue indicator light, featuring the CINMOORE logo at its base.

2. What's Included

Please check the package contents to ensure all items are present:

- CINMOORE Security Camera × 1
- Mounting Bracket Base × 1
- Power Adapter × 1
- Data Cable × 1
- Screw Anchors × 1
- User Manual × 1

3. Setup

The CINMOORE Dummy Camera offers flexible installation options for various indoor environments.

3.1 Mounting Options

The camera can be installed using the following methods:

- **Ceiling Mount:** Ideal for wide-angle coverage from above.
- **Tabletop Mount:** Simple placement on any flat surface.
- **Wall Mount:** Secure installation on a vertical surface.

Effortless Setup Anywhere

Multiple mounting options, install in minutes



Image: A collage showing the CINMOORE Dummy Camera mounted in various positions: on a shelf, inverted on a ceiling, and on a wall, demonstrating its versatile installation options.

3.2 Initial Setup Steps

1. **Power On:** Connect the camera to the power adapter using the provided data cable and plug it into a power outlet.
2. **Download App:** Download the official CINMOORE app from your smartphone's app store (iOS/Android).
3. **Account Registration:** Open the app and register for a new account or log in if you already have one.
4. **Add Device:** Follow the in-app instructions to add your new camera. This typically involves scanning a QR code on the camera or connecting to its temporary Wi-Fi hotspot.
5. **Wi-Fi Connection:** Connect the camera to your home Wi-Fi network (2.4GHz recommended).
6. **Placement:** Position the camera in your desired location, ensuring it has a clear view of the area you wish to monitor.

4. Operating Instructions

4.1 Video Quality and Viewing

The camera captures video in 2.5K resolution, providing clear and detailed images. You can view the live feed and recorded footage through the CINMOORE app.

2.5K Clarity Captures, Vivid Truth Defines

Decrypt Every Decisive Detail that Matters

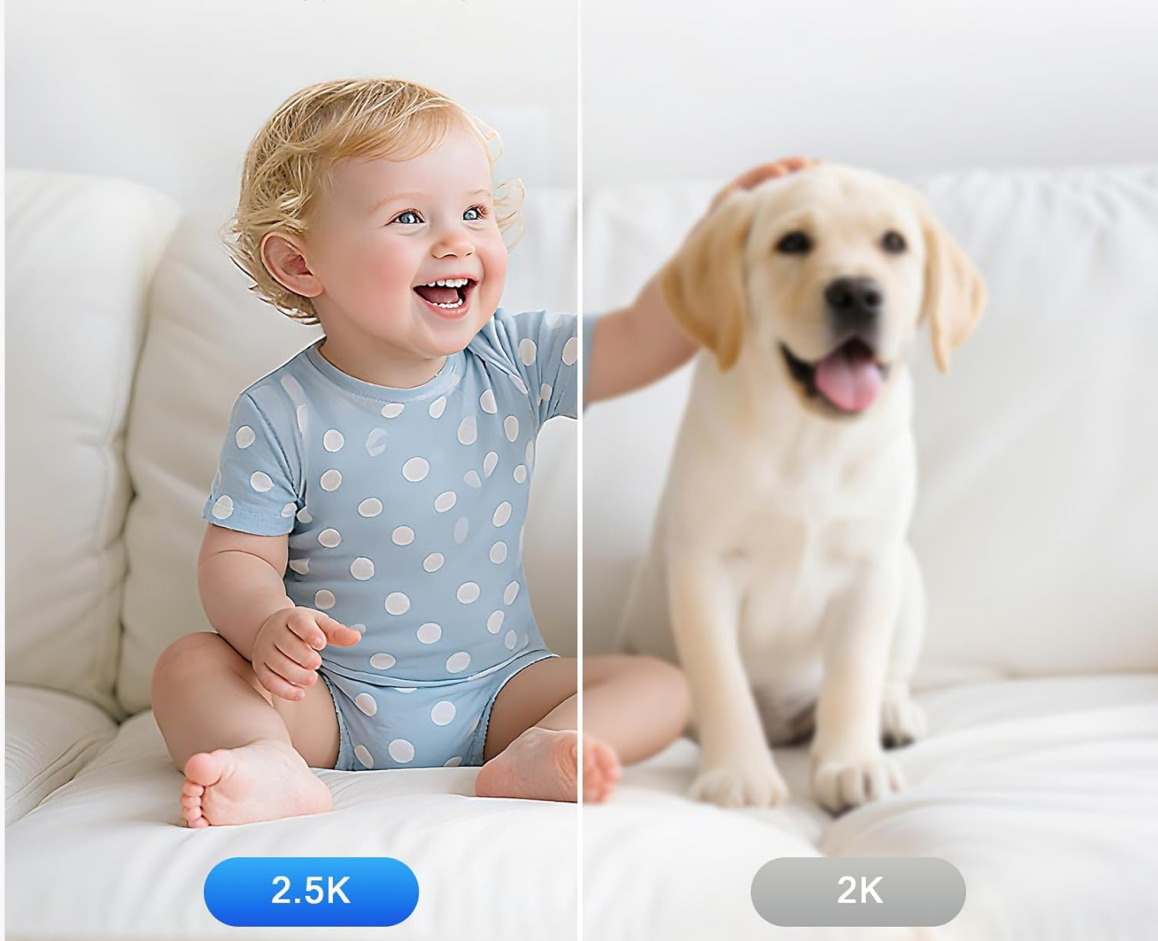


Image: A side-by-side comparison demonstrating the superior clarity of 2.5K resolution (left, showing a baby) versus 2K resolution (right, showing a puppy).

4.2 Pan & Tilt (PTZ) Functionality

The camera features PTZ (Pan, Tilt, Zoom) technology, allowing for 360-degree coverage. You can remotely control the camera's viewing angle through the app to monitor different areas of a room.

Total Security with 360° Protection



Image: The CINMOORE Dummy Camera surrounded by icons representing its features: Ultra HD 2.5K, Sound/Crying Alerts, Smart Night Vision, Encrypted Local Storage (up to 256GB), Secure Cloud Storage, Full Duplex Audio, Human/Pet Tracking, One-Touch Call, and Pan & Tilt, emphasizing its 360-degree protection.

4.3 Two-Way Audio

Utilize the full-duplex two-way audio feature to communicate with people or pets in the camera's vicinity. This allows for natural, real-time conversations.

Encrypted* & Secure Flexible Storage

24/7 Peace of Mind, Full-day Recording



Image: A scene depicting a person speaking through a smartphone to a dog via the CINMOORE Dummy Camera, illustrating the two-way audio feature with speech bubbles.

4.4 Night Vision

The camera is equipped with clear IR night vision, providing 2.5K clarity even in low-light or complete darkness, with a range of up to 33 feet.

Clear IR Night Vision

2.5K Clarity Even In The Dark



Image: A person viewing a black-and-white night vision feed from the CINMOORE Dummy Camera on their smartphone, showing a baby and a dog in a crib, demonstrating clear IR night vision in a dark room.

4.5 AI Alerts and Detection

The camera supports various AI-powered detection features without monthly fees, including:

- **Motion Detection:** Alerts you to general movement.
- **Person Detection:** Specifically identifies human figures.
- **Pet Detection:** Recognizes pet activity.
- **Cry Detection:** Notifies you of baby crying sounds.

No-Monthly-Fee AI Alerts

Motion/Person/Pet/Crying Detection

100% Privacy | 0 Subscription



Image: Two children playing near the CINMOORE Dummy Camera, with icons below representing its AI detection capabilities: Person, Pet, Motion, and Crying, highlighting its no-monthly-fee AI alerts.

4.6 Storage Options

The camera offers flexible and secure storage solutions:

- **SD Card Storage:** Supports local storage via an SD card (not included), expandable up to 512GB. Ensure "SD Card Encryption" is enabled in the app for secure viewing.
- **Cloud Storage:** Offers AWS Cloud Storage with a 30-day free trial, providing bank-level encrypted storage for your recordings.

Full Duplex 2-way Talk

Talk Naturally Like Face-to-face



Image: A diagram showing the CINMOORE Dummy Camera with callouts for its storage features: SD card slot (expandable up to 512GB), Reset Button, and AWS Cloud Storage (30-day free trial), emphasizing encrypted and secure flexible storage.

5. Maintenance

To ensure optimal performance and longevity of your CINMOORE Dummy Camera, follow these maintenance guidelines:

- **Cleaning:** Gently wipe the camera lens and body with a soft, dry cloth. Avoid using harsh chemicals or abrasive materials.
- **Placement:** Ensure the camera is placed in a stable location, away from direct sunlight, extreme temperatures, and high humidity.
- **Firmware Updates:** Regularly check for and install firmware updates through the CINMOORE app to ensure your camera has the latest features and security enhancements.
- **Power Supply:** Use only the original power adapter provided with the camera.

6. Troubleshooting

If you encounter issues with your CINMOORE Dummy Camera, refer to the following common troubleshooting steps:

- **Camera Offline:** Check your Wi-Fi connection and ensure the camera is within range of your router. Restart the camera by unplugging and re-plugging the power adapter.
- **Poor Video Quality:** Ensure the lens is clean and free from dust. Check your internet speed; a stable connection is crucial for high-resolution streaming.
- **No Audio:** Verify that the microphone and speaker settings are enabled in the app. Ensure there are no obstructions blocking the microphone or speaker on the camera.
- **Detection Not Working:** Check the detection sensitivity settings in the app. Ensure the camera's view is clear and not obstructed.
- **Cannot Connect to App:** Ensure you have the latest version of the CINMOORE app. Try resetting the camera (using the reset button, if available) and re-adding it to the app.

For further assistance, please contact CINMOORE customer support.

7. Specifications

Model Name	Security Indoor Cam
Item Model Number	CM-C2LU
Brand	CINMOORE
Connectivity Technology	Wired, Wi-Fi
Video Capture Resolution	2.5K
Indoor/Outdoor Usage	Indoor
Special Features	2 Way Audio, Cry Detection, HD Resolution, PTZ Technology
Night Vision Range	33 Feet
Mounting Type	Ceiling Mount / Tabletop Mount / Wall Mount
Material	Acrylonitrile Butadiene Styrene (ABS)
Item Dimensions L x W x H	7.6 x 7.6 x 11.4 Centimetres
Item Weight	340 g
Water Resistance Level	Waterproof
Recommended Uses	Baby Monitoring, Pet Monitoring, Indoor Home Security, Office Surveillance

8. Warranty and Support





Warranty: The CINMOORE Dummy Camera comes with a 1-year warranty from the date of purchase. Please retain your proof of purchase for warranty claims.

Support: For technical support, troubleshooting assistance, or warranty inquiries, please visit the official CINMOORE website or contact their customer service team. Refer to the product packaging or

the CINMOORE app for specific contact details.

© 2025 CINMOORE. All rights reserved.

Related Documents

	<p>Maximum Permissible Exposure Evaluation for CINMOORE Security Indoor Cam</p> <p>This document provides the Maximum Permissible Exposure (MPE) evaluation for the CINMOORE Security Indoor Cam, models CM-C2U and related variants. It details the methodology, test results, and conclusions regarding compliance with FCC regulations for RF exposure.</p>
	<p>RF Test Report for CINMOORE Security Indoor Cam (FCC ID: 2BMXI-CMC2U)</p> <p>This RF test report details the compliance testing for the CINMOORE Security Indoor Cam, FCC ID 2BMXI-CMC2U, conducted by Shenzhen Toby Technology Co., Ltd. for Hangzhou SuperAcme Electronics Technology Co., Ltd. It covers conducted and radiated emissions, bandwidth, output power, and spectral density.</p>
	<p>Radio Test Report - FCC ID: 2BMXI-CMC2U - CINMOORE Security Indoor Cam</p> <p>This report details the radio test results for the CINMOORE Security Indoor Cam (Model: CM-C2U), FCC ID: 2BMXI-CMC2U, conducted by Shenzhen Toby Technology Co., Ltd. It covers conducted emissions, radiated emissions, bandwidth, peak output power, power spectral density, and antenna requirements.</p>
	<p>Cinmoore CM-BC2U Smart Battery Camera Quick Operation Guide</p> <p>This Quick Operation Guide provides essential information for setting up and using the Cinmoore CM-BC2U Smart Battery Camera, including what's in the box, product overview, quick start instructions, connection steps, installation, charging, indicator status, and FCC compliance information.</p>

TOBY

Shenzhen Toby Technology Co., Ltd.

Report No.: TBR-C-202412-0172-4
Page: 1 of 5

Maximum Permissible Exposure Evaluation

FCC ID: 2BMXI-CMC2U

1.1 Client Information

Applicant	Hangzhou SuperAcme Electronics Technology Co., Ltd.
Address	14th Floor, Building 2, Silergy Plaza, 6 Lianhui St., Binjiang District, Hangzhou, Zhejiang Province, China
Manufacturer	Hangzhou SuperAcme Electronics Technology Co., Ltd.
Address	14th Floor, Building 2, Silergy Plaza, 6 Lianhui St., Binjiang District, Hangzhou, Zhejiang Province, China

1.2 General Description of EUT (Equipment Under Test)

EUT Name	Security Indoor Cam
Models No.	CM-C2U, CM-C1U, CM-C3U, CM-C4U, CM-C5U, CM-C6U, CM-C7U, CM-C8U, CM-C9U, CM-C2LU, CM-C3LU, CM-C4LU, CM-C5LU, CM-C6LU, CM-C7LU, CM-C8LU, CM-C9LU, CM-CB2U, CM-CB3U, CM-CB4U, CM-CB5U, CM-CB2LU, CM-CB3LU, CM-CB4LU, CM-CB5LU
Model Different	All Base models are identical in the same PCB layout and electrical design. The only difference is model name, brand name and product name.
Brand Name	CINMOORE
Sample ID	HC-C-202412-0172-01-01
Product Description	Operation Frequency: BLE: 2402MHz~2480MHz U-NB-1: 510MHz~520MHz U-NB-2A: 520MHz~530MHz U-NB-2C: 530MHz~570MHz U-NB-3: 570MHz~5825MHz 802.11a/n/ax/2500KHz(40/80/160/320MHz)
Power Rating	Adapter: DY905100CP-U11 Input: 100-240V~, 50/60Hz 0.15A Output: 5.0V~1.0A, 5.0W
Software Version	N/A
Hardware Version	N/A

1F, Building 6, Rundongsheng Industrial Zone, Longgutu, Xixiang, Bao'an District, Shenzhen, Guangdong, China
Tel: +86 75525050367 Fax: +86 75525050195

Maximum Permissible Exposure Evaluation for CINMOORE Security Indoor Cam

This document provides the Maximum Permissible Exposure (MPE) evaluation for the CINMOORE Security Indoor Cam, models CM-C2U and related variants. It details the methodology, test results, and conclusions regarding compliance with FCC regulations for RF exposure.

lang:en score:21 filesize: 2.62 M page_count: 5 document date: 2025-01-13

TOBY

Shenzhen Toby Technology Co., Ltd.

Report No.: TBR-C-202412-0172-13
Page: 1 of 21

DFS Test Report

FCC ID: 2BMXI-CMC2U

1

2

3

4

5

6

7

8

9

10

11

12

13

14

15

16

17

18

19

20

21

22

23

24

25

26

27

28

29

30

31

32

33

34

35

36

37

38

39

40

41

42

43

44

45

46

47

48

49

50

51

52

53

54

55

56

57

58

59

60

61

62

63

64

65

66

67

68

69

70

71

72

73

74

75

76

77

78

79

80

81

82

83

84

85

86

87

88

89

90

91

92

93

94

95

96

97

98

99

100

101

102

103

104

105

106

107

108

109

110

111

112

113

114

115

116

117

118

119

120

121

122

123

124

125

126

127

128

129

130

131

132

133

134

135

136

137

138

139

140

141

142

143

144

145

146

147

148

149

150

151

152

153

154

155

156

157

158

159

160

161

162

163

164

165

166

167

168

169

170

171

172

173

174

175

176

177

178

179

180

181

182

183

184

185

186

187

188

189

190

191

192

193

194

195

196

197

198

199

200

201

202

203

204

205

206

207

208

209

210

211

212

213

214

215

216

217

218

219

220

221

222

223

224

225

226

227

228

229

230

231

232

233

234

235

236

237

238

239

240

241

242

243

244

245

246

247

248

249

250

251

252

253

254

255

256

257

258

259

260

261

262

263

264

265

266

267

268

269

270

271

272

273

274

275

276

277

278

279

280

281

282

283

284

285

286

287

288

289

290

291

292

293

294

295

296

297

298

299

300

301

302

303

304

305

306

307

308

309

310

311

312

313

314

315

316

317

318

319

320

321

322

323

324

325

326

327

328

329

330

331

332

333

334

335

336

337

338

339

340

341

342

343

344

345

346

347

348

349

350

351

352

353

354

355

356

357

358

359

360

361

362

363

364

365

366

367

368

369

370

371

372

373

374

375

376

377

378

379

380

381

382

383

384

385

386

387

388

389

390

391

392

393

394

395

396

397

398

399

400

401

402

403

404

405

406

407

408

409

410

411

412

413

414

415

416

417

418

419

420

421

422

423

424

425

426

427

428

429

430

431

432

433

434

435

436

437

438

439

440

441

442

443

444

445

446

447

448

449

450

451

452

453

454

455

456

457

458

459

460

461

462

463

464

465

466

467

468

469

470

471

472

473

474

475

476

477

478

479

480

481

482

483

484

485

486

487

488

489

490

491

492

493

494

495

496

497

498

499

500

501

502

503

504

505

506

507

508

509

510

511

512

513

514

515

516

517

518

519

520

521

522

523

524

525

526

527

528

529

530

531

532

533

534

535

536

537

538

539

540

541

542

543

544

545

546

547

548

549

550

551

552

553

554

555

556

557

558

559

560

561

562

563

564

565

566

567

568

569

570

571

572

573

574

575

576

577

578

579

580

581

582

583

584

585

586

587

588

589

590

591

592

593

594

595

596

597

598

599

600

601

602

603

604

605

606

607

608

609

610

611

612

613

614

615

616

617

618

619

620

621

622

623

624

625

626

627

628

629

630

631

632

633

634

635

636

637

638

639

640

641

642

643

644

645

646

647

648

649

650

651

652

653

654

655

656

657

658

659

660

661

662

663

664

665

666

667

668

669

670

671

672

673

674

675

676

677

678

679

680

681

682

683

684

685

686

687

688

689

690

691

692

693

694

695

696

697

698

699

700

701

702

703

704

705

706

707

708

709

710

711

712

713

714

715

716

717

718

719

720

721

722

723

724

725

726

727

728

729

730

731

732

733

734

735

736

737

738

739

740

741

742

743

744

745

746

747

748

749

750

751

752

753

754

755

756

757

758

759

760

761

762

763

764

765

766

767

768

769

770

771

772

773

774

775

776

777

778

779

780

781

782

783

784

785

786

787

788

789

790

791

792

793

794

795

796

797

798

799

800

801

802

803

804

805

806

807

808

809

810

811

812

813

814

815

816

817

818

819

820

821

822

823

824

825

826

827

828

829

830

831

832

833

834

835

836

837

838

839

840

841

842

843

844

845

846

847

848

849

850

851

852

853

854

855

856

857

858

859

860

861

862

863

864

865

866

867

868

869

870

871

872

873

874

875

876

877

878

879

880

881

882

883

884

885

886

887

888

889

890

891

892

893

894

895

896

897

898

899

900

901

902

903

904

905

906

907

908

909

910

911

912

913

914

915

916

917

918

919

920

921

922

923

924

925

926

927

928

929

930

931

932

933

934

935

936

937

938

939

940

941

942

943

944

945

946

947

948

949

950

951

952

953

954

955

956

957

958

959

960

961

962

963

964

965

966

967

968

969

970

971

972

973

974

975

976

977

978

979

980

981

982

983

984

985

986

987

988

989

990

991

992

993

994

995

996

997

998

999

1000

1F, Building 6, Rundongsheng Industrial Zone, Longgutu, Xixiang, Bao'an District, Shenzhen, Guangdong, China
Tel: +86 75525050367 Fax: +86 75525050195

[pdf] Test Report

FCC DFS Report WIFI Slave Hangzhou SuperAcme Electronics Technology Co Ltd CMC2U 2BMXI 2BMXICMC2U cmc2u

Shenzhen Toby Technology Co., Ltd. Report No.: TBR-C-202412-0172-13 Page: 1 of 21 DFS Test Repor ... am Model No. : CM-C2U Series Model No. CM-C1U,CM-C3U,CM-C4U,CM-C5U,CM-C6U,CM-C7U,CM-C8U, CM-C9U,**CM-C2LU**,CM-C3LU,CM-C4LU,CM-C5LU,CM-C6LU, : CM-C7LU,CM-C8LU,CM-C9LU,CM-CB2U,CM-CB3U,CM-CB4U, CM-CB5U,...

lang:en score:18 filesize: 1.42 M page_count: 21 document date: 2025-01-07

TOBY

Shenzhen Toby Technology Co., Ltd.

Report No.: TBR-C-202412-0172-11
Page: 1 of 32

RF Test Report

FCC ID: 2BMXI-CMC2U

1

2

3

4

5

6

7

8

9

10

11

12

13

14

15

16

17

18

19

20

21

22

23

24

25

26

27

28

29

30

31

32

33

34

35

36

37

38

39

40

41

42

43

44

45

46

47

48

49

50

51

52

53

54

55

56

57

58

59

60

61

62

63

64

65

66

67

68

69

70

71

72

73

74

75

76

77

78

79

80

81

82

83

84

85

86

87

88

89

90

91

92

93

94

95

96

97

98

99

100

101

102

103

104

105

106

107

108

109

110

111

112

113

114

115

116

117

118

119

120

121

122

123

124

125

126

127

128

129

130

131

132

133

134

135

136

137

138

139

140

141

142

143

144

145

146

147

148

149

150

151

152

153

154

155

156

157

158

159

160

161

162

163

164

165

166

167

168

169

170

171

172

173

174

175

176

177

178

179

180

181

182

183

184

185

186

187

188

189

190

191

192

193

194

195

196

197

198

199

200

201

202

203

204

205

206

207

208

209

210

211

212

213

214

215

216

217

218

219

220

221

222

223

224

225

226

227

228

229

230

231

232

233

234

235

236

237

238

239

240

241

242

243

244

245

246

247

248

249

250

251

252

253

254

255

256

257

258

259

260

261

262

263

264

265

266

267

268

269

270

271

272

273

274

275

276

277

278

279

280

281

282

283

284

285

286

287

288

289

290

291

292

293

294

295

296

297

298

299

300

301

302

303

304

305

306

307

308

309

310

311

312

313

314

315

316

317

318

319

320

321

322

323

324

325

326

327

328

329

330

331

332

333

334

335

336

337

338

339

340

341

342

343

344

345

346

347

348

349

350

351

352

3

lang:en score:11 filesize: 2.12 M page count: 59 document date: 2025-01-13