

## SOAR NFL-BTX9-CARD

# SOAR NFL Bluetooth Bottle Opener Speaker (Model NFL-BTX9-CARD) User Manual

## 1. PRODUCT OVERVIEW

The SOAR NFL Bluetooth Bottle Opener Speaker is a compact and portable audio device designed for convenience and entertainment. It features 5W sound output, Bluetooth connectivity for wireless audio streaming, and a built-in bottle opener. The speaker includes an adjustable lanyard for easy carrying and offers up to 10 hours of playback on a single charge. It also supports dual pairing for an immersive stereo experience and has a built-in microphone for hands-free calls.



Front view of the SOAR NFL Bluetooth Bottle Opener Speaker featuring the Arizona Cardinals logo.



The product packaging highlighting features like adjustable strap, 10-hour battery life, and built-in bottle opener.

## 2. PACKAGE CONTENTS

- SOAR NFL Bluetooth Bottle Opener Speaker
- USB-C Charging Cable
- User Manual

## 3. SETUP

### 3.1 Charging the Speaker



Before first use, fully charge the speaker. Use the provided USB-C cable to connect the speaker's charging port to a compatible USB power source (e.g., wall adapter, computer USB port).

- A charging indicator light will illuminate during charging.
- The light will change or turn off once charging is complete.



Detail of the USB-C charging port and control buttons on the speaker.

### 3.2 Powering On/Off

To power on the speaker, press and hold the power button until you hear an audible prompt or see the LED lights activate. To power off, press and hold the power button again.

### 3.3 Bluetooth Pairing

1. Ensure the speaker is powered on and in pairing mode (indicated by a flashing LED light).
2. On your mobile device (smartphone, tablet, etc.), enable Bluetooth.
3. Search for available Bluetooth devices. The speaker will appear as "SOAR POP" or a similar name.
4. Select the speaker from the list to connect. A confirmation tone or voice prompt will indicate successful pairing.

## 4. OPERATION

#### 4.1 Playing Audio

Once paired, you can stream audio from your device to the speaker. Use your device's controls to manage playback (play, pause, skip tracks) and adjust volume. The speaker itself may have basic playback controls (e.g., play/pause, next/previous track) as shown near the charging port.

#### 4.2 Dual Pairing (True Wireless Stereo)

For an enhanced audio experience, two SOAR POP speakers can be paired together to create a stereo sound system. Refer to the specific instructions provided with your speakers for dual pairing mode activation.

#### 4.3 Built-in Bottle Opener

The speaker features a discreetly integrated bottle opener. Position the bottle cap under the metal opener and apply upward pressure to remove the cap.



The speaker demonstrating its built-in bottle opener function.

#### 4.4 Adjustable Lanyard

The speaker includes a 10-inch adjustable lanyard for convenient portability. Attach it to a backpack, belt

loop, or other gear for easy transport.



Image showing the speaker's dimensions and the adjustable lanyard for portability.



SOAR5 WATT  
SPEAKER10 HOUR  
PLAYTIME30 FT  
RANGEBUILT-IN  
MIC

## STAY CONNECTED

Bluetooth 5.1 offers  
a stable connection with  
up to 30 feet of range

The portable speaker attached to a backpack, illustrating its on-the-go use.

### 4.5 Hands-Free Calling

With the built-in microphone, you can answer calls directly through the speaker when connected to your smartphone. Press the play/pause button to answer or end a call.

## 5. MAINTENANCE AND CARE

- **Cleaning:** Use a soft, dry cloth to clean the speaker. Do not use harsh chemicals or abrasive cleaners.
- **Water Resistance:** The speaker is designed with IPX4 water resistance, meaning it is protected against splashing water from any direction. It is not intended for submersion in water. Ensure the charging port cover is securely closed to maintain water resistance.
- **Storage:** Store the speaker in a cool, dry place away from direct sunlight and extreme temperatures.

## 6. TROUBLESHOOTING

- **No Power:** Ensure the speaker is fully charged. Connect it to a power source using the USB-C cable.
- **Cannot Pair via Bluetooth:**

- Make sure the speaker is in pairing mode (flashing LED).
- Ensure Bluetooth is enabled on your device and it is within range (up to 30 feet).
- Forget the device from your phone's Bluetooth settings and try pairing again.
- Restart both the speaker and your device.

- **No Sound:**

- Check the volume levels on both the speaker and your connected device.
- Ensure the speaker is successfully paired and connected to your device.
- Try playing audio from a different application or source.

- **Poor Sound Quality:**

- Move the speaker closer to your device to reduce interference.
- Ensure there are no obstructions between the speaker and your device.
- Check if the speaker is fully charged. Low battery can affect sound quality.







## 7. SPECIFICATIONS

Brand	SOAR
Model Number	NFL-BTX9-CARD
Material	Polymer
Product Dimensions	3.6"L x 1.8"W
Item Weight	9.4 ounces
Speaker Power	5W
Battery Life	Up to 10 hours
Bluetooth Version	5.1
Water Resistance	IPX4 (Protected against splashing of water)
UPC	192129183983

## 8. WARRANTY AND SUPPORT

For warranty information and customer support, please refer to the documentation included with your product or visit the official SOAR website. Keep your purchase receipt for warranty claims.



	<p><a href="#"><u>SOAR SR-HFBL Wireless Headphones User Manual</u></a></p> <p>User manual for the SOAR SR-HFBL Wireless Headphones, detailing pairing, auxiliary mode, TF card/USB drive mode, FM radio mode, and product specifications. Includes warranty information and FCC compliance.</p>
	<p><a href="#"><u>SOAR True Wireless Earbuds User Manual - TWS6</u></a></p> <p>Comprehensive user manual for SOAR True Wireless Earbuds (Model TWS6). Includes warranty details, technical specifications, connection guide, operation instructions, and safety warnings. Learn how to pair, use, and care for your SOAR earbuds.</p>
	<p><a href="#"><u>SOAR SR-SWM Wireless Mouse User Manual</u></a></p> <p>User manual for the SOAR SR-SWM Wireless Mouse and Mouse Pad Combo, providing instructions for setup, operation, and troubleshooting. Includes warranty information and FCC compliance details.</p>
	<p><a href="#"><u>SOAR HP6 Wireless Headphones User Manual</u></a></p> <p>Official user manual for the SOAR HP6 Wireless Headphones, providing specifications, connection instructions, operation guide, and safety warnings.</p>
	<p><a href="#"><u>SOAR ANC Headphones User Manual and Operating Instructions</u></a></p> <p>Comprehensive user manual for SOAR ANC headphones, detailing technical specifications, key operating instructions, safety warnings, and FCC compliance information. Learn how to pair, control music, manage calls, and utilize Active Noise Cancelling.</p>
	<p><a href="#"><u>SOAR BOOST Sport Earbuds SR-SEBTA User Manual - Wireless Earphone Guide</u></a></p> <p>Official user manual for the SOAR BOOST Sport Earbuds (Model SR-SEBTA). Features include wireless Bluetooth connectivity, smart app integration, detailed specifications, pairing, charging, and operation instructions for active lifestyles.</p>