

XG99

Generic XG99 Language Translator Earbuds User Manual

Model: XG99

1. INTRODUCTION

This manual provides detailed instructions for the safe and effective use of your Generic XG99 Language Translator Earbuds. Please read this manual thoroughly before using the product and retain it for future reference. This device is designed to facilitate real-time communication across multiple languages and provide a high-quality audio experience.

2. PRODUCT OVERVIEW AND FEATURES

The XG99 Language Translator Earbuds combine advanced translation technology with premium audio capabilities. Key features include:

- **80 Languages with 14 Voice Simultaneous Translation:** Supports over 80 languages with 14 voice options, achieving up to 97% translation accuracy. Utilizes 15 global servers for low-latency translations (approximately 0.5 seconds).
- **4 Translation Modes:** Includes Mute Mode, Speaker Mode, Earphone Mode, and Dual Ear Mode for versatile usage in various environments.
- **Exceptional Battery Performance:** Offers up to 5 hours of continuous translation and an impressive 60-day standby time.
- **Secure and Comfortable Fit:** Ergonomically designed with a hook for extended wear comfort.
- **Clear Stereo Sound:** Premium speakers deliver an immersive music listening experience and clear phone calls.



The image displays the XG99 Language Translator Earbuds nestled within their charging case, showcasing their compact and ergonomic design.

3. SETUP

3.1. Charging the Earbuds

Before first use, fully charge the earbuds and the charging case. Connect the charging case to a power source using a compatible USB cable. The indicator lights on the case will show charging status. A full charge ensures optimal performance and battery life.



This image shows the XG99 charging case from a top-down view, highlighting the charging ports and indicator lights.

3.2. Pairing with a Device

To use the translation features and audio playback, the earbuds must be paired with your smartphone or other Bluetooth-enabled device.

1. Ensure your mobile device's Bluetooth is enabled.
2. Open the charging case. The earbuds will automatically enter pairing mode, indicated by a flashing light.
3. On your device, search for 'XG99' in the Bluetooth settings and select it to connect.
4. Once successfully paired, a confirmation sound will play in the earbuds, and the indicator light will stop flashing.

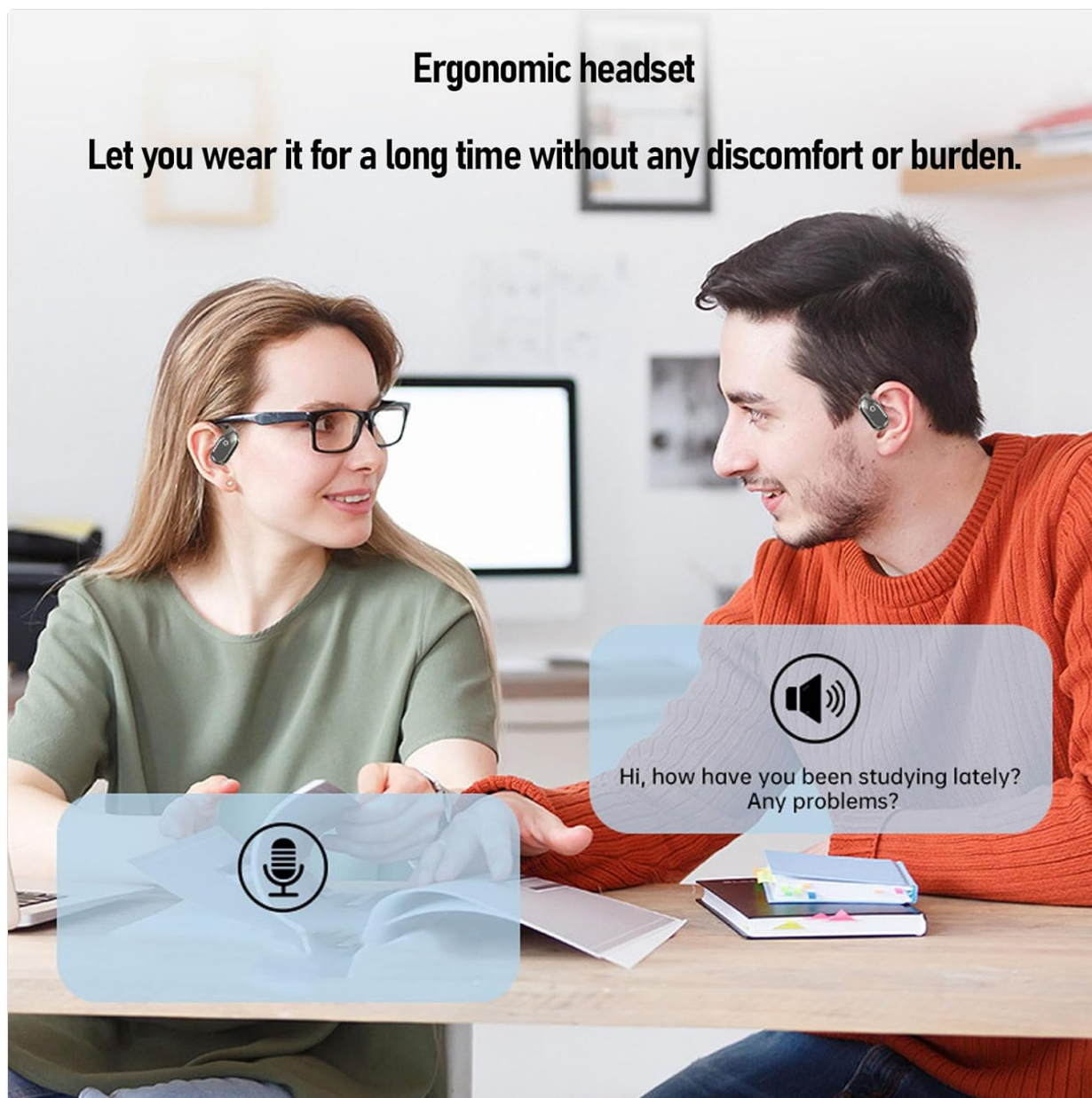
4. OPERATING INSTRUCTIONS

4.1. Translation Modes

The XG99 earbuds offer four distinct translation modes, accessible via the companion application on your smartphone. Download the dedicated app from your device's app store.

- **Mute Mode:** For private listening of translated audio through your earbuds.
- **Speaker Mode:** Translated audio is played through your phone's speaker, suitable for group conversations or when sharing translations with others.

- **Earphone Mode:** One earbud translates for you, while the other person hears the original language through their earbud or your phone's speaker (depending on app settings).
- **Dual Ear Mode:** Both earbuds provide translated audio to the wearer, ideal for immersive personal translation in a conversation.



The image depicts two people wearing the XG99 earbuds, engaged in a conversation, illustrating the real-time translation capability.



A smartphone screen is shown with a translation application interface, demonstrating real-time text translation between Spanish and English, indicating the earbuds' functionality.

4.2. Music Playback and Calls

Beyond translation, the earbuds function as standard wireless headphones for audio playback and phone calls. Use the touch control area on either earbud for the following functions:

- **Play/Pause:** Tap the touch control area on either earbud once.
- **Next Track:** Double-tap the right earbud.
- **Previous Track:** Double-tap the left earbud.
- **Answer/End Call:** Tap the touch control area once during an incoming call.
- **Reject Call:** Press and hold the touch control area for 2 seconds during an incoming call.
- **Activate Voice Assistant:** Triple-tap the touch control area.

5. BATTERY INFORMATION

The XG99 earbuds are equipped with a high-capacity rechargeable battery designed for extended use. A full charge provides up to 5 hours of continuous translation or audio playback. The charging case extends the total usage time significantly and offers up to 60 days of standby time.

To check battery status, refer to the indicator lights on the charging case or the battery level display within the companion application on your smartphone.

6. MAINTENANCE

Proper maintenance ensures the longevity and optimal performance of your earbuds.

- Keep the earbuds and charging case clean and dry. Use a soft, dry cloth for cleaning.
- Avoid exposing the product to extreme temperatures, humidity, or corrosive substances.
- Store the earbuds in their charging case when not in use to protect them and maintain battery life.
- Do not attempt to disassemble or repair the product yourself. Contact support for assistance.

7. TROUBLESHOOTING

If you encounter issues with your XG99 Language Translator Earbuds, please refer to the following table for common problems and solutions.

Problem	Possible Cause	Solution
Earbuds not pairing	Low battery, Bluetooth off, out of range, already paired to another device.	Charge earbuds, ensure Bluetooth is on, move closer to device, unpair from other devices and try again.
No sound	Volume too low, not connected, media paused.	Increase volume on device, check Bluetooth connection, ensure media is playing.
Translation inaccuracy	Poor network connection, unclear speech, background noise.	Ensure stable internet connection, speak clearly and at a moderate pace, reduce background noise.
Earbuds not charging	Charging cable faulty, power source issue, dirty charging contacts.	Try a different USB cable and power adapter. Clean charging contacts on earbuds and case with a dry cotton swab.

8. SPECIFICATIONS

- **Model:** XG99
- **Translation Languages:** 80
- **Translation Accuracy:** Up to 97%
- **Continuous Translation Time:** Up to 5 hours
- **Standby Time:** Up to 60 days
- **Item Weight:** 11 pounds (Note: This typically refers to shipping weight, not product weight.)
- **Manufacturer:** FYJ32SJ
- **ASIN:** B0FM82MWJC
- **Batteries Required:** No (Internal rechargeable battery)





9. WARRANTY AND SUPPORT

This product comes with a **3-month warranty** from the date of purchase. This warranty covers manufacturing defects under normal use. It does not cover damage caused by misuse, accidents,

unauthorized modifications, or normal wear and tear.

For warranty claims or technical support, please contact your retailer or the manufacturer directly. Please have your purchase receipt and product model number (XG99) available when seeking assistance.

Related Documents - XG99

	<p>XG99 Bluetooth Earbuds User Manual and Specifications</p> <p>Comprehensive guide for XG99 Bluetooth earbuds, covering setup, operation, product parameters, and warranty information. Learn how to pair, use controls, and care for your earbuds.</p>
	<p>XG99 Wireless Earbuds User Manual and Product Guide</p> <p>Comprehensive guide for XG99 wireless earbuds, covering product features, Bluetooth pairing, operation controls, headset wearing, technical specifications, and warranty information. Learn how to use your XG99 earbuds effectively.</p>
	<p>XG99PRO Wireless Earbuds User Manual and Specifications</p> <p>Comprehensive guide for XG99PRO wireless earbuds, covering setup, operation, product parameters, warranty information, and FCC compliance. Learn how to pair, use, and care for your XG99PRO earbuds.</p>
	<p>XG99 Wireless Earbuds - Dimensions and FCC ID</p> <p>Technical specifications and FCC ID for the XG99 wireless earbuds, including dimensions L:15mm, W:5mm, manufactured by ShenZhen XinTu Century Technology Co., Ltd.</p>