

Beelink SEi/13620H/32G/1TB

Beelink SEi13 Pro Mini PC User Manual

Model: SEi/13620H/32G/1TB

1. INTRODUCTION

This manual provides essential information for setting up, operating, and maintaining your Beelink SEi13 Pro Mini PC. Please read it thoroughly before use to ensure optimal performance and longevity of your device.

Package Contents

- 1 x Beelink SEi13 Pro Mini PC
- 1 x HDMI Cable
- 1 x Power Adapter
- 1 x User Manual (this document)

Ensure all items are present and in good condition upon unboxing.

2. PRODUCT OVERVIEW AND FEATURES

The Beelink SEi13 Pro is a compact desktop computer designed for various tasks, from office work to 4K video playback and content creation. It features a powerful Intel Core i7-13620H processor and extensive connectivity options.

Highlights

Intel® Core™ i7-13620H

10 cores, 16 threads, Turbo Boost up to 4.9GHz, 24MB cache.



Built-in Speakers

Dual-speakers are enhanced by DSP and a professional amplifier, delivering a full-bodied sound.



MSC2.0 Cooling System

Air intake from the bottom, ensuring near-silent operation at 54W TDP



Built-in Microphone Voice Interaction

Enjoy a PC that truly understands you



Low Decibels Super Quiet

The fan spins at a low speed, yet still provides effective cooling, allowing the SEi13 Pro to perform super-quietly



Image: Overview of Beelink SEi13 Pro Mini PC key features including processor, cooling, speakers, microphone, and quiet operation.

Processor

Equipped with an Intel Core i7-13620H processor, featuring 10 cores and 16 threads, with a maximum turbo frequency of 4.9GHz. This hybrid CPU architecture provides efficient performance for multitasking and demanding applications.

Intel® Core™ i7-13620H Processor

The hybrid CPU architecture, featuring performance and efficiency cores, enables smart task scheduling across applications, delivering flawless multitasking and effortless transitions.

4.9 GHz

Max Turbo Frequency

10 Cores

CPU Core Count

16 Threads

Cache 24MB Intel Smart Cache



Image: Detailed view of the Intel Core i7-13620H processor specifications, highlighting 4.9 GHz max turbo frequency, 10 cores, 16 threads, and 1.50 GHz maximum dynamic GPU frequency.

Memory (RAM)

The system includes 32GB of LPDDR5 RAM, configured for dual-channel operation. This ensures smooth system performance, faster software loading, and enhanced multitasking capabilities.

32GB LPDDR5 DRAM

Featuring LPDDR5 DRAM, the SEi13 Pro delivers smoother system operation, faster software launches, and enhanced multitasking capabilities.

32GB(Dual-Channel)




Image: A close-up of an LPDDR5 DRAM module, indicating 32GB (Dual-Channel) memory for the Beelink SEi13 Pro.

Storage

The Beelink SEi13 Pro comes with a 1TB M.2 PCIe NVMe 2280 SSD for high-speed data access. It also features dual M.2 2280 PCIe 4.0 x 4 expansion slots, supporting up to 4TB for each slot, allowing for flexible storage upgrades.

Dual PCIe 4.0 High-Speed Storage Accelerate Performance, Drive the Future

The retail unit features a 1TB SSD.



Image: Illustration of dual M.2 SSD PCIe 4.0 modules, emphasizing high-speed storage and the retail unit's 1TB SSD.

Graphics and Display Output

The integrated Intel UHD graphics support triple display output at 4K@60Hz via HDMI, DP1.4, and a rear USB-C port. This configuration is suitable for multitasking across multiple screens.

Triple-display Output

HDMI + DP1.4 + USB-C (rear) ports, support 4K displays.

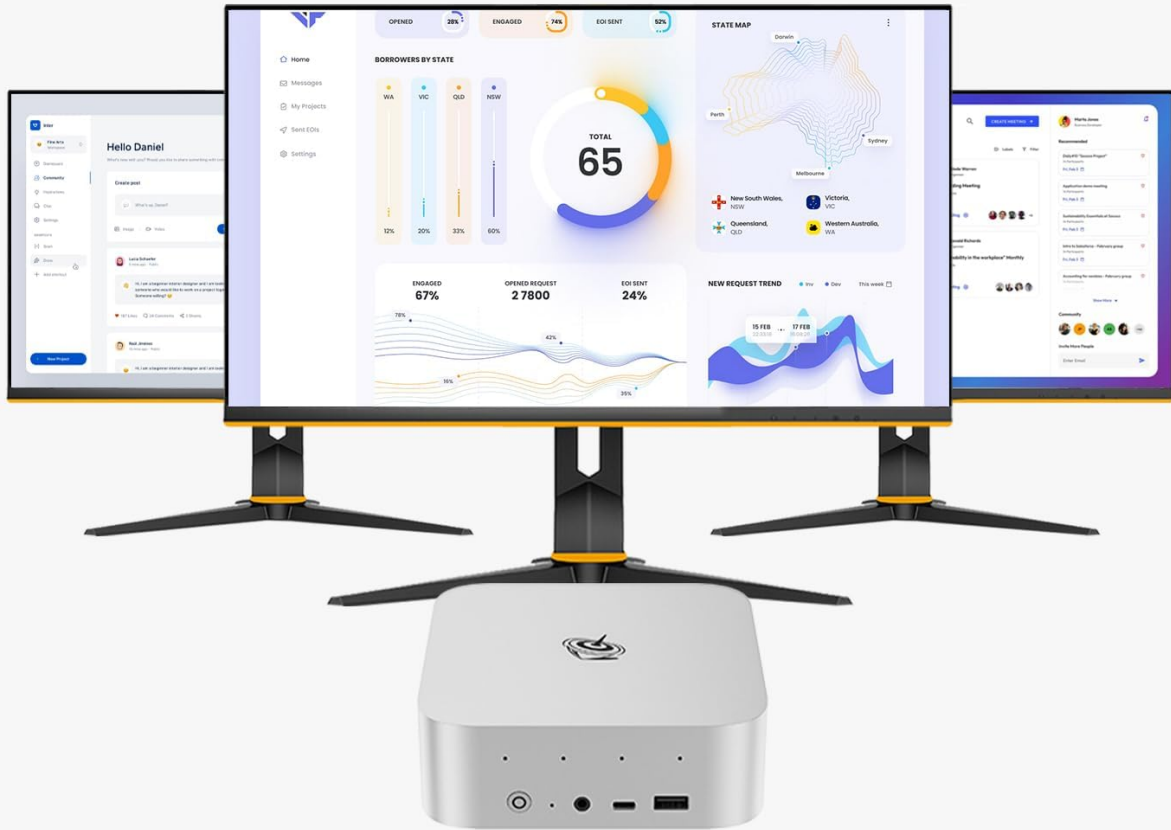


Image: A Beelink Mini PC connected to three monitors, demonstrating its triple-display output capability via HDMI, DP1.4, and USB-C ports for 4K displays.

Connectivity

- **Wireless:** WiFi 6 (Intel AX200) for speeds up to 2.4 Gbps and Bluetooth 5.2 for stable connections with wireless accessories.
- **Wired:** Two 2.5G LAN ports for high-speed wired network connections.



WiFi 6(Intel AX200)

WiFi 6 offers speed of up to 2.4 Gbps and a wide coverage range. It is faster and more stable.



Bluetooth 5.2

Bluetooth 5.2 effectively improves data transfer speed and connection stability, offering you lag-free audio and control with Bluetooth headsets and input devices.



Dustproof Design

The new mesh filter at the bottom keeps dust out of the SEi13 Pro, avoiding dust accumulation and dust-related issues.



Dual Audio Jacks

An additional rear audio jack is key to keeping your desktop neat and clean. When both jacks are plugged in, the front audio jack takes priority in audio output, while the rear automatically disables its output.

Image: Details on WiFi 6, Bluetooth 5.2, dustproof design, and dual audio jacks of the Beelink SEi13 Pro Mini PC.

Ports and Interfaces

The Mini PC offers a comprehensive set of ports for various peripherals and displays:

Wide Range of Interfaces

Rich interfaces meet all kinds of needs!




Image: Front and rear views of the Beelink SEi13 Pro Mini PC, labeling all available ports including DC IN, USB-C (Data & Video), HDMI, 3.5mm Audio Jack, USB2.0, DP1.4, LAN 2.5G, USB3.2, Power Button, CLR CMOS, and Microphone Array.

- **Front:** Power Button, CLR CMOS, 3.5mm Audio Jack, USB-C 10Gbps (Data), USB3.2 10Gbps
- **Rear:** DC IN, USB-C 10Gbps (Data & Video), HDMI 4K 60Hz, 3.5mm Audio Jack, USB2.0 480Mbps, DP1.4 4K 144Hz, LAN 2.5G (x2), USB3.2 10Gbps (x2)

Cooling System

Features an MSC2.0 Cooling System designed for near-silent operation at 54W TDP, ensuring efficient heat dissipation.

Audio

Includes built-in dual speakers enhanced by DSP and a professional amplifier for full-bodied sound. Dual audio jacks are available, with the front jack taking priority when both are connected.

Operating System

Pre-installed with Windows 11 Pro, providing a modern and secure computing environment.

3. SETUP GUIDE

Follow these steps to set up your Beelink SEi13 Pro Mini PC.

Initial Connection

1. **Connect to Display:** Use the provided HDMI cable to connect the Mini PC to your monitor or TV. You can also use a DisplayPort (DP) cable or a USB-C to DisplayPort/HDMI cable for additional displays.
2. **Connect Peripherals:** Plug in your USB keyboard and mouse into the available USB ports.
3. **Connect to Network:** For wired internet, connect an Ethernet cable to one of the 2.5G LAN ports. For wireless internet, ensure your Wi-Fi network is available during initial setup.
4. **Connect Power:** Plug the power adapter into the DC IN port on the Mini PC, then plug the adapter into a power outlet.
5. **Power On:** Press the power button on the front of the Mini PC. The system will boot up.

Windows 11 Setup

Upon first boot, follow the on-screen instructions to complete the Windows 11 Pro setup, including language selection, network connection, account creation, and privacy settings.

4. OPERATING INSTRUCTIONS

Basic Operation

- **Power On/Off:** Press the power button to turn the PC on. To turn off, use the Windows Shut Down option or press and hold the power button for 5 seconds.
- **Restart:** Use the Windows Restart option.
- **Sleep:** Use the Windows Sleep option.

Triple Display Setup

To utilize the triple display output, connect up to three monitors using the HDMI, DP1.4, and rear USB-C (Data & Video) ports. Once connected, Windows will automatically detect the displays. You can configure display settings (e.g., extend, duplicate) via Windows Display Settings.

BIOS Access

To enter the BIOS settings, press the **Delete** key repeatedly immediately after powering on the device. To access the boot options menu, press the **F7** key repeatedly immediately after powering on.

Software Usage

The Beelink SEi13 Pro is suitable for a variety of applications:

Fullfills diverse office needs with exceptional efficiency.

The SEi13 Pro's superior performance ensures smooth operation of all kinds of applications, facilitating optimal productivity without delays.




Image: Examples of software applications the Beelink SEi13 Pro can handle, including graphic design (AI, PS, DW), light office work (Word, PowerPoint, OneNote, Excel), and video editing/streaming (CapCut, Premiere, After Effects, Audition).

- **Graphic Design/Web Development/Programming:** Supports applications like Adobe Illustrator, Photoshop, Dreamweaver.
- **Light Office Work:** Compatible with Microsoft Office suite (Word, PowerPoint, OneNote, Excel).
- **Video Editing/Live Streaming/Content Creation:** Capable of running software such as CapCut, Adobe Premiere, After Effects, and Audition.

5. MAINTENANCE

Dust Prevention

The Mini PC features a dustproof design with a mesh filter at the bottom to prevent dust accumulation. Regularly inspect and clean the exterior of the device to maintain optimal airflow and prevent dust-related issues.

Storage Expansion

The device supports storage expansion via its dual M.2 2280 PCIe 4.0 x 4 expansion slots. Refer to the detailed

instructions for opening the chassis and installing additional M.2 SSDs if needed. Ensure the device is powered off and unplugged before performing any internal maintenance or upgrades.

6. TROUBLESHOOTING

- **No Display:** Ensure all display cables are securely connected and the monitor is powered on and set to the correct input source. Try a different cable or port.
- **No Power:** Verify the power adapter is correctly connected to both the Mini PC and a working power outlet.
- **System Slowdown:** Check for background applications consuming resources. Ensure sufficient free storage space. Consider updating drivers or performing a system scan for malware.
- **Network Issues:** For Wi-Fi, ensure the correct password is entered and the router is functioning. For wired, check the Ethernet cable connection and router status.
- **BIOS Access:** If you encounter issues entering BIOS, ensure you are pressing the **Delete** key immediately and repeatedly after pressing the power button.

For persistent issues, refer to the Warranty and Support section for contact information.

7. SPECIFICATIONS

Feature	Detail
Brand	Beelink
Model	SEi/13620H/32G/1TB
Processor	Intel Core i7-13620H (10 Cores, 16 Threads, up to 4.9 GHz)
Graphics	Intel UHD Graphics (Integrated)
RAM	32GB LPDDR5
Storage	1TB NVMe M.2 PCIe 4.0 SSD (Expandable via dual M.2 slots)
Operating System	Windows 11 Pro
Video Output	HDMI, DP1.4, USB-C (rear) - Supports Triple 4K@60Hz Display
Wireless Connectivity	WiFi 6 (Intel AX200), Bluetooth 5.2
Wired Connectivity	2 x 2.5G LAN ports
USB Ports	1 x USB2.0, 3 x USB3.2 10Gbps, 1 x USB-C 10Gbps (Data), 1 x USB-C 10Gbps (Data & Video)
Audio Ports	2 x 3.5mm Audio Jacks
Cooling Method	MSC2.0 Air Cooling System
Power Plug Type	Type A - 2 pin (North American)

8. WARRANTY AND SUPPORT

Warranty Information

The Beelink SEi13 Pro Mini PC comes with a 3-year manufacturer's warranty, ensuring coverage against defects in materials and workmanship under normal use.

Technical Support

Beelink offers lifetime technical support and 24-hour customer service. If you have any questions or encounter issues with your Mini PC, please do not hesitate to contact us. Our support team is available to assist you.

For support, please visit the official Beelink website or contact customer service through your purchase platform.