

[manuals.plus](#) /

› [TECKNET](#) /

› [TECKNET TK-HS026 Wireless Headset User Manual](#)


TECKNET TK-HS026

TECKNET TK-HS026 Wireless Headset User Manual

Model: TK-HS026

1. PRODUCT OVERVIEW

The TECKNET TK-HS026 is a versatile wireless headset designed for work, communication, and entertainment. It features Bluetooth 6.0 connectivity, an AI noise-cancelling microphone, and a USB-A dongle for dual connection options. Enjoy extended usage with up to 50 hours of music playback or 40 hours of talk time on a single charge.



Up to
-50
HOURS
OF WORKING TIME



			
Talking Time	Music Time	Charging Time	Standby Time
40 hours	50 hours	2 hours	720 hours

Image 1.1: TECKNET TK-HS026 Wireless Headset. This image displays the overall design of the black on-ear headset with its adjustable headband and boom microphone.

2. WHAT'S IN THE BOX

- 1 x TECKNET Wireless Headset with Microphone

- 1 × USB-A Wireless Dongle
- 1 × USB-C Charging Cable
- User Manual
- 1 × 36-Month Warranty Card

3. PRODUCT FEATURES

3.1 Dual Connectivity

The headset supports both Bluetooth 6.0 and USB-A dongle connections, allowing seamless switching between devices like laptops, phones, and tablets. The USB-A dongle provides a stable connection for desktops without built-in Bluetooth.



Image 3.1: Dual Connectivity. This image illustrates the headset connecting to a laptop via a USB dongle and to a smartphone via Bluetooth, highlighting its dual connection capability.

3.2 AI Noise-Cancelling Microphone

Equipped with an AI-powered Environmental Noise Cancelling (ENC) microphone, the headset effectively filters out up to 99% of background noise, ensuring clear voice transmission during calls and meetings.




Image 3.2: AI Noise-Cancelling Microphone. This graphic shows a sound wave before and after ENC noise reduction, demonstrating the microphone's ability to block ambient noise for clearer calls.

3.3 Long Battery Life

The headset offers up to 40 hours of talk time or 50 hours of music playback. A full recharge takes approximately 2 hours via USB-C, with a standby time of over 10 months.



Image 3.3: Battery Life and Charging. This image highlights the headset's battery performance, showing 40 hours talk time, 50 hours music time, 2 hours charging time, and 720 hours standby time.

3.4 Comfortable Design

Designed for all-day comfort, the headset features an adjustable headband, breathable ear cushions, and a 270° rotatable microphone for flexible wearing on either side.




Image 3.4: Comfortable Wearing Experience. This image shows a person wearing the headset and details its adjustable headband, soft breathable earpads, 270° rotatable microphone, and 90° rotatable earmuffs.

4. SETUP

4.1 Charging the Headset

1. Connect the provided USB-C charging cable to the charging port on the headset.
2. Plug the other end of the cable into a USB power source (e.g., computer USB port, wall adapter).
3. The LED indicator will show charging status and turn off when fully charged. A full charge takes approximately 2 hours.

Comfort Wearing



Image 4.1: Charging the Headset. This image shows the USB-C charging port on the headset and the charging cable connected.

4.2 Connecting via Bluetooth

1. Ensure the headset is charged and powered off.
2. Press and hold the Power Button until the LED indicator flashes blue and red, indicating pairing mode.
3. On your device (smartphone, tablet, laptop), enable Bluetooth and search for available devices.

4. Select "TK-HS026" from the list of devices to pair.
5. The LED indicator will turn solid blue once connected.

4.3 Connecting via USB Dongle

1. Plug the USB-A Wireless Dongle into an available USB port on your computer.
2. Power on the headset. It will automatically connect to the USB dongle.
3. Ensure the headset is selected as the audio input/output device in your computer's sound settings.

5. OPERATING INSTRUCTIONS

5.1 Power On/Off

- **Power On:** Press and hold the Power Button for 3 seconds.
- **Power Off:** Press and hold the Power Button for 3 seconds.

5.2 Volume Control & Track Selection



Image 5.1: Headset Controls. This image provides a close-up view of the headset's right earcup, labeling the Mute Button, Volume +/Next Track, Volume -/Previous Track, and Power Button/MFB.

- **Volume Up:** Short press the 'Volume +' button.
- **Volume Down:** Short press the 'Volume -' button.
- **Next Track:** Long press the 'Volume +' button.
- **Previous Track:** Long press the 'Volume -' button.

5.3 Mute Function

A dedicated one-touch mute button provides instant privacy during calls.

- **Mute/Unmute Microphone:** Press the Mute Button once.



Image 5.2: One-Click Mute Button. This image highlights the mute button on the microphone boom, emphasizing its ease of access for privacy during calls.

5.4 Call Management

- **Answer/End Call:** Short press the Power Button/MFB.
- **Reject Call:** Long press the Power Button/MFB.

5.5 EQ Modes

The headset supports different EQ modes for optimized audio experience. Refer to the full user manual for specific instructions on switching EQ modes.

6. MAINTENANCE

- Clean the headset regularly with a soft, dry cloth.
- Avoid exposing the headset to extreme temperatures, moisture, or corrosive substances.
- Store the headset in a cool, dry place when not in use.

7. TROUBLESHOOTING

Issue	Possible Solution
Headset does not power on	Ensure the headset is fully charged.
Cannot pair via Bluetooth	Ensure the headset is in pairing mode (flashing blue/red LED). Disconnect from any other previously paired devices. Ensure your device's Bluetooth is enabled.
No sound or poor audio quality	Check volume levels on both the headset and your connected device. Ensure the headset is properly connected (Bluetooth or USB dongle). Test with another audio source.
Microphone not working	Ensure the microphone is not muted. Check microphone settings on your connected device.

8. SPECIFICATIONS

Feature	Detail
Model Name	TK-HS026
Connectivity Technology	Bluetooth 6.0, Wireless USB-A dongle
Noise Control	Environmental Noise Cancellation (ENC)
Battery Life (Talk Time)	Up to 40 Hours
Battery Life (Music Playback)	Up to 50 Hours
Charging Time	2 Hours (via USB-C)
Standby Time	720 Hours (Over 10 Months)
Wireless Range	Up to 49 ft (15 m)
Microphone Rotation	270°
Compatible Devices	Windows PC & laptops, MacBook / iMac, Android smartphones & tablets, iPhone / iPad, any Bluetooth-enabled device.
Included Components	Headset, USB-A Wireless Dongle, USB-C Charging Cable, User Manual, 36-Month Warranty
Item Weight	10.2 ounces

9. OFFICIAL PRODUCT VIDEO

Your browser does not support the video tag.

Video 9.1: TECKNET Bluetooth Headset V6.0 with AI Noise-Cancelling Microphone. This official product video from TECKNET showcases the headset's key features, including its Bluetooth 6.0 connectivity and AI noise-cancelling microphone.

10. WARRANTY AND SUPPORT

TECKNET stands behind the quality and durability of its products. The TK-HS026 Wireless Headset comes with a **36-month worry-free warranty** (registration required). For any issues or support inquiries, please contact TECKNET's professional customer service team. Refer to the warranty card or TECKNET's official website for contact details.

