



Manuals.plus /

› CIKUNASI /

› Queen Bed Frame with Headboard and Storage 4 Drawers Platform Bed Frame Queen Size with Storage Charging Station LED Light User Manual

## CIKUNASI 7076

# CIKUNASI Queen Bed Frame

## USER INSTRUCTION MANUAL

Model: 7076 | Queen Size

### 1. Product Overview

---

The CIKUNASI Queen Bed Frame is designed to provide a comfortable and functional sleeping solution. It features a sturdy metal and wood construction, a headboard with integrated storage and a charging station, and four fabric storage drawers for optimized space utilization. Optional self-adhesive RGB LED lights are included to enhance your bedroom ambiance.



Figure 1.1: CIKUNASI Queen Bed Frame with integrated features.

## 2. Setup and Assembly

---

Assembly of the CIKUNASI Queen Bed Frame is designed to be straightforward. No additional tools are required beyond what is provided. It is recommended that two people assemble the bed frame, which typically takes approximately 50 minutes.

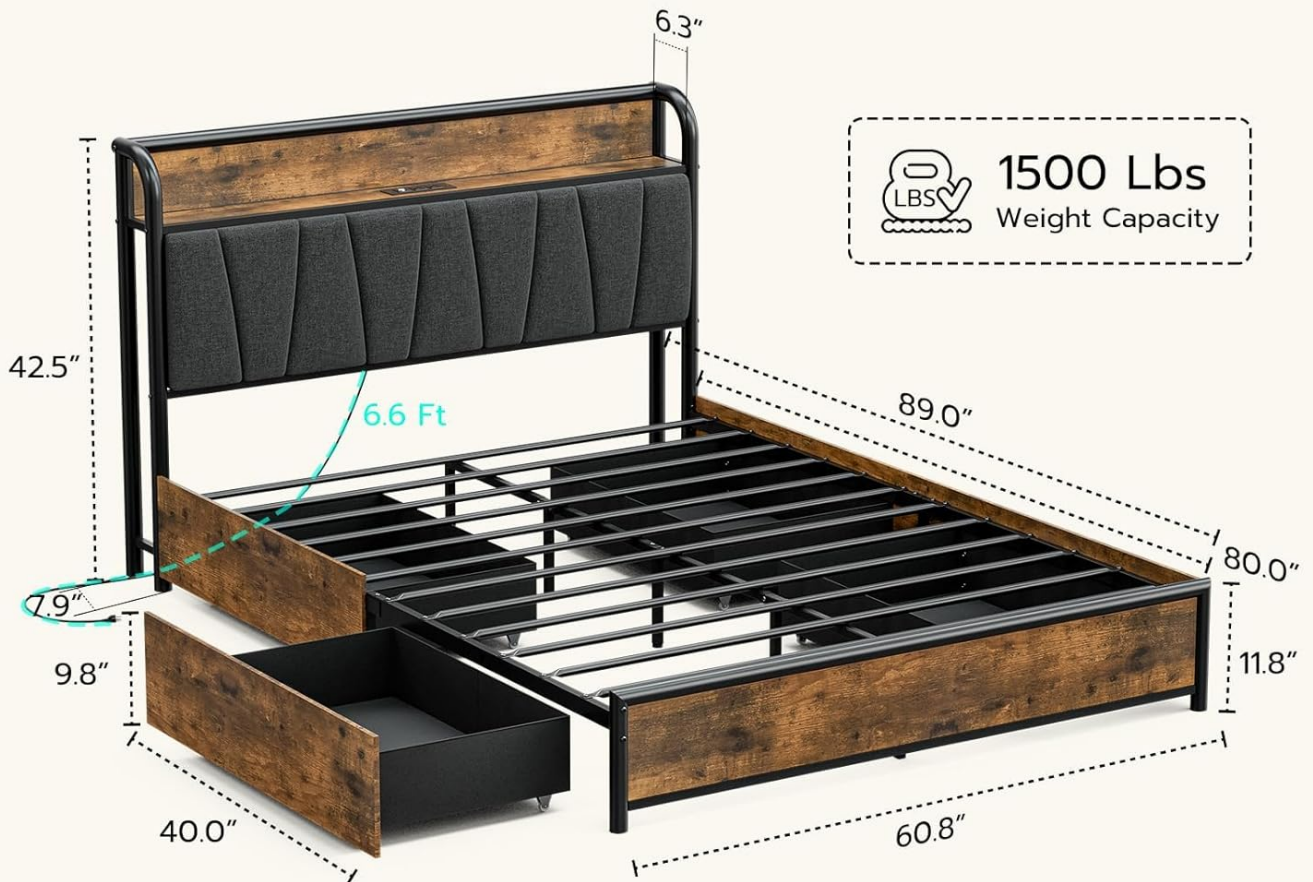
### 2.1 Unpacking and Component Check

Carefully unpack all components from the packaging. Verify that all parts listed in the assembly instructions (provided separately with the product) are present and undamaged. Contact customer service immediately if any parts are missing or invalid.

### 2.2 Assembly Steps

Follow the step-by-step instructions provided in the included assembly manual. Ensure all screws and connections are securely fastened to prevent squeaking and ensure stability.

# Product Size



Queen Size

89.0 × 60.8 × 42.5 inch

Figure 2.1: Product dimensions for the Queen Bed Frame.

The bed frame features 11 thickened metal slats designed to provide robust support for your mattress, eliminating the need for a box spring. The frame is capable of supporting up to 1000 lbs.

## 3. Operating Instructions

### 3.1 Headboard Charging Station

The integrated headboard features a convenient charging station. To use, connect the bed frame's power cord to a standard wall outlet. The charging station includes:

- 2 x 110V/12A AC Power Outlets
- 1 x USB Port
- 1 x Type-C Charging Port

These ports provide 20W fast charging capabilities for various electronic devices such as smartphones, tablets, and other gadgets. The headboard also includes a storage shelf for easy access to items like your phone, alarm clock, or small

decorations.



Figure 3.1: Headboard with integrated charging station and storage shelf.

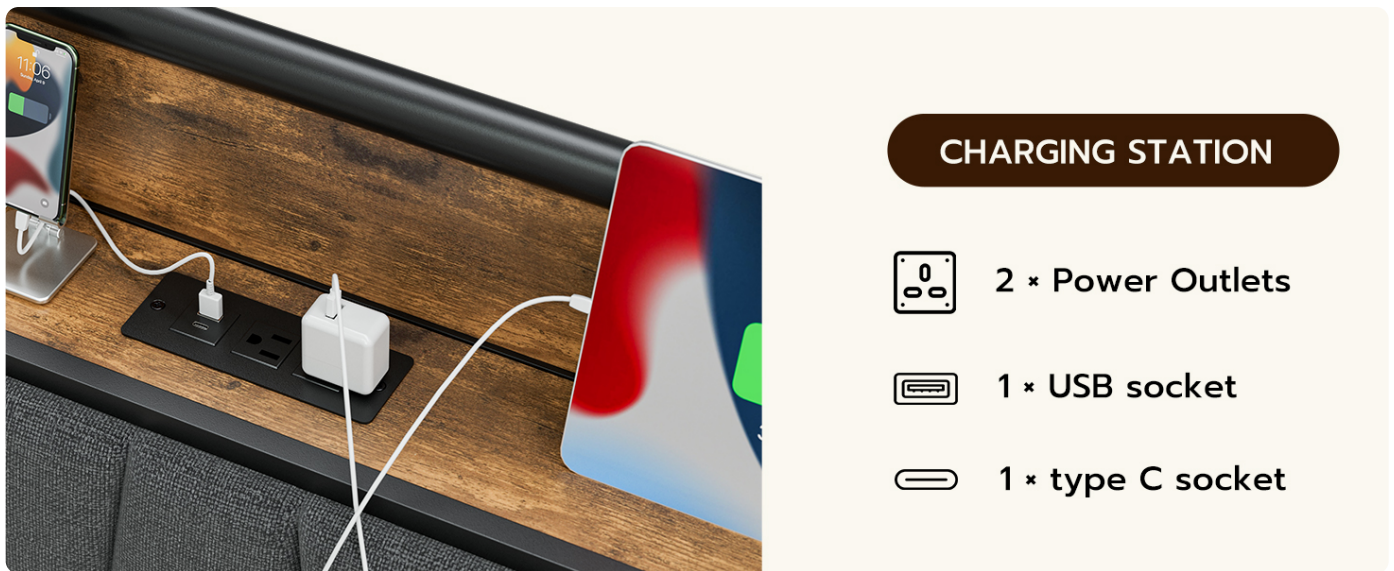


Figure 3.2: Specifications of the charging station ports.

### 3.2 Storage Drawers

The bed frame includes four fabric storage drawers on wheels, providing 9.8 inches of under-bed storage space. These drawers are ideal for organizing clothes, bedding, shoes, or other items, helping to keep your room tidy and clutter-free. The wheels allow for smooth gliding and easy access.



## 4 Large Storage Drawers with Wheels

Figure 3.3: Four large storage drawers with wheels.




Figure 3.4: Smooth-gliding dustproof fabric drawers.

### 3.3 Optional LED Lights

An additional self-adhesive RGB LED light strip is included with the bed frame. This strip can be assembled on the headboard shelf or the backside of the bed frame to create various lighting effects.

The LED lights are controllable via a remote control or a dedicated smartphone application. Features include:

- Over 20 selectable colors
- Four adjustable modes (e.g., static, flash, fade, strobe)
- Music mode and timing function via app



Figure 3.5: RGB LED lights with remote and app control.



Figure 3.6: LED light control app interface.

## 4. Maintenance

---

Regular maintenance will help prolong the life and appearance of your CIKUNASI bed frame.

- **Cleaning the Frame:** For the metal and wood components, wipe regularly with a soft, damp cloth. Avoid harsh chemicals or abrasive cleaners that may damage the finish.
- **Cleaning Fabric Headboard:** For the linen fabric headboard, spot clean with a mild fabric cleaner and a soft cloth. Test on an inconspicuous area first.
- **Drawer Maintenance:** Periodically check the wheels of the storage drawers for any debris and clean as needed to ensure smooth operation.
- **Connection Check:** Every few months, inspect all screws and bolts to ensure they remain tight. Retighten if necessary to maintain stability and prevent squeaking.
- **Electrical Components:** Ensure the charging station and LED light connections are secure and free from damage. Do not attempt to repair electrical components yourself.

## 5. Troubleshooting

---

This section addresses common issues you might encounter with your bed frame.



Problem	Possible Cause	Solution
Bed frame squeaks	Loose connections or uneven assembly.	Ensure all screws and bolts are tightened securely. Verify that all parts are correctly aligned according to the assembly instructions.
Charging station not working	Power cord not plugged in; outlet issue; device cable issue.	Check that the bed frame's power cord is securely plugged into a functional wall outlet. Test the outlet with another device. Try a different charging cable for your device.
LED lights not turning on/responding	LED strip not connected; remote battery low; app connection issue.	Ensure the LED strip is properly connected to its power source. Replace the remote control battery if applicable. For app control, ensure Bluetooth is enabled on your device and the app is correctly paired.
Drawers are difficult to slide	Debris in wheels; uneven floor; overloaded drawer.	Clean any dust or debris from the drawer wheels. Ensure the bed frame is on a level surface. Do not overload the drawers beyond their capacity.

If you encounter issues not listed here or if the suggested solutions do not resolve the problem, please contact CIKUNASI customer service for assistance.

## 6. Specifications

Key specifications for the CIKUNASI Queen Bed Frame:

Feature	Detail
Size	Queen
Product Dimensions (L x W x H)	89"L x 60.8"W x 42.5"H
Color	Walnut (Frame), Gray (Headboard Fabric)
Finish Type	Lacquered
Item Weight	105.6 pounds (approx. 48 Kilograms)
Weight Capacity	Up to 1000 lbs
Special Feature	Squeak Resistant Design
Included Components	Bed Frame, Headboard with Charging Station, 4 Fabric Drawers, Optional LED Light Strip
Charging Station	2 AC Outlets, 1 USB Port, 1 Type-C Port (20W Fast Charging)
Storage Drawers	4 dustproof fabric drawers with wheels, 9.8 inches under-bed space
LED Lights	RGB, App/Remote Control, 20+ Colors, 4 Modes

## 7. Warranty and Support

CIKUNASI provides a comprehensive warranty for your bed frame to ensure a satisfactory ownership experience. The warranty includes:

- Replacement for any missing or invalid parts.
- Helpful and patient after-sales customer service.

For any inquiries, assistance with assembly, troubleshooting, or warranty claims, please contact CIKUNASI customer service. Our team aims to reply within 12 hours to provide you with a good shopping experience and support.

Please refer to your purchase documentation or the official CIKUNASI website for the most current contact information and detailed warranty terms.