



Manuals.plus /

› LG /

› LG 55-Inch Class OLED AI 4K B5 Series Smart TV (OLED55B5PUA.AUS) User Manual

LG OLED55B5PUA.AUS

LG 55-Inch Class OLED AI 4K B5 Series Smart TV User Manual

Model: OLED55B5PUA.AUS

[Introduction](#)

[Setup](#)

[Operating](#)

[Maintenance
Warranty &
Support](#)

[Troubleshooting](#)

[Specifications](#)

1. INTRODUCTION

This manual provides essential information for the proper setup, operation, and maintenance of your LG 55-Inch Class OLED AI 4K B5 Series Smart TV (Model OLED55B5PUA.AUS). Please read this manual thoroughly before using your television to ensure safe and efficient operation. Keep this manual for future reference.

The LG OLED B5 Series TV offers a premium viewing experience with Perfect Black and Perfect Color, powered by the $\alpha 8$ AI Processor. It features a 120Hz refresh rate, Dolby Vision, Dolby Atmos, FILMMAKER MODE, and advanced gaming capabilities.

2. SETUP

2.1 Unpacking and Included Components

Carefully remove the TV from its packaging. Ensure all components are present:


- LG 55-Inch Class OLED AI 4K B5 Series Smart TV
- Power Cable
- Remote Control (Magic Remote)
- Remote Control Batteries (2 AAA batteries)
- Stand components
- User Manual (this document)

2.2 Dimensions and What's in the Box

Alpha 8 AI Processor Gen2

Enjoy outstanding picture powered by
the $\alpha 8$ AI Processor, which uses

AI to detect what you're watching and automatically
improves the picture and sound quality.



Performance Compared to 2025 QNED

NPU	CPU
Approx. 1.7x	1.4x
Greater AI Neural Processing	Faster Operation

*Performance results based on LG internal testing of the LG $\alpha 8$ Processor Gen2 vs. the LG $\alpha 7$ Processor Gen8. LG $\alpha 7$ Processor Gen8 available on UA77.

Image: This diagram illustrates the TV's dimensions (48.3"W x 27.9"H without stand, 48.3"W x 30.4"H x 9.3"D with stand) and lists the included items: Magic Remote, Remote Control Batteries, Power Cable, and Quick Start Guide.

2.3 Stand Installation

If placing the TV on a surface, attach the included stand according to the separate Quick Start Guide. Ensure the stand is securely fastened to prevent tipping.

2.4 Wall Mounting

For wall mounting, use a VESA-compliant wall mount kit (sold separately) that supports a 400 x 400 mm pattern. Consult a professional for wall mount installation to ensure safety and proper alignment.

2.5 Connecting External Devices

Connect your external devices (e.g., gaming consoles, Blu-ray players, soundbars) to the TV's ports:

- **HDMI:** The TV features 4 HDMI 2.1 ports for high-speed connections, ideal for gaming and 4K content.
- **USB:** Connect USB devices to the 2 USB 2.0 ports or 1 USB 3.0 port.
- **Ethernet:** For a stable wired internet connection.
- **Optical:** For digital audio output to a sound system.

- **RF:** For antenna or cable connection.

2.6 Initial Power On

After connecting all necessary cables, plug the power cable into an electrical outlet. Press the power button on the remote control or the TV to turn it on. Follow the on-screen instructions for initial setup, including network connection and channel scanning.

3. OPERATING YOUR LG OLED TV

3.1 WebOS Smart TV Features

Your LG OLED TV runs on the webOS 24 platform, offering a personalized smart TV experience. Access your favorite streaming apps like Apple TV, Disney Plus, HBO Max, Netflix, and Prime Video. LG Channels provides over 350 free channels and thousands of on-demand titles.

3.2 Picture Quality Enhancements

The LG OLED B5 Series delivers exceptional picture quality through several advanced technologies:

- **α8 AI Processor Gen2:** This processor uses artificial intelligence to analyze content and automatically optimize picture and sound quality.

Perfect Black

Unveil mesmerizing depth, detail, and contrast with true black levels whether it's bright or dark around you.



Image: A graphic highlighting the Alpha 8 AI Processor Gen2, emphasizing its role in enhancing picture and sound quality through AI detection.

- **Perfect Black:** OLED technology provides true black levels by individually controlling self-lit pixels, resulting in infinite contrast and detail.

Perfect Color

100% Color Fidelity and 100% Color Volume
for accurate lifelike colors
even in sunlight or dark environments.



<p>Independently Tested for Quality and Performance</p> <p>✓ Workmanship ✓ CheckPlus: 100 % Color Fidelity up to 500 lux (by CIE DE2000 with 125 color patterns)</p> <p>www.IntertekCheck.com</p> <p><small>Manufacturer's Model: 2820200011 Reference #: H4K20012</small></p>		<p>Independently Tested for Quality and Performance</p> <p>✓ Workmanship ✓ CheckPlus: 100 % Color Volume to DCI-P3</p> <p>www.IntertekCheck.com</p> <p><small>Manufacturer's Model: 2820200011 Reference #: H4K20012</small></p>	
--	--	--	--

*'100% Color Fidelity' and '100% Color Volume to DCI-P3' applies to 2025 OLED TVs.
*LG OLED Display is verified by UL for Perfect Color measured to IDMS 11.5 Ring-light Reflection standards.
*100% Color Volume is defined as the performance of display which is equal or greater than the size of DCI-P3 standard color volume as verified independently by Intertek.
*The LG OLED Panel is certified by Intertek for 100% Color Fidelity, measured according to the CIE DE2000 standard with 125 color patterns.

Image: A split image comparing a standard display with an OLED display, showcasing the deep, true blacks achieved by Perfect Black technology.

- **Perfect Color:** Experience 100% color fidelity and volume for accurate, lifelike colors in various lighting conditions.

AI Picture Pro

Analyzes each frame, enhances resolution,
brightness, depth, and clarity
to bring every scene to life.



*AI Picture Pro will not work with any copyright-protected content on OTT services.
*Image quality of upscaled content will vary based on the source resolution.

Image: A vibrant image of fireworks demonstrating the wide and accurate color reproduction of Perfect Color technology.

- **AI Picture Pro:** Analyzes each frame to enhance resolution, brightness, depth, and clarity, bringing scenes to life.

4K Super Upscaling

Transform your regular content into 4K
for sharper definition
with detail, even on our biggest screens



*Image quality of upscaled content will vary based on source resolution

Image: A close-up of a leopard's face, with a grid overlay, illustrating how AI Picture Pro enhances image details and resolution.

- **4K Super Upscaling:** Transforms lower-resolution content into 4K for sharper definition, even on large screens.

HDR10 Pro

HDR10 Pro delivers a dramatic visual experience by

enhancing each color on your screen for a “wow” effect.

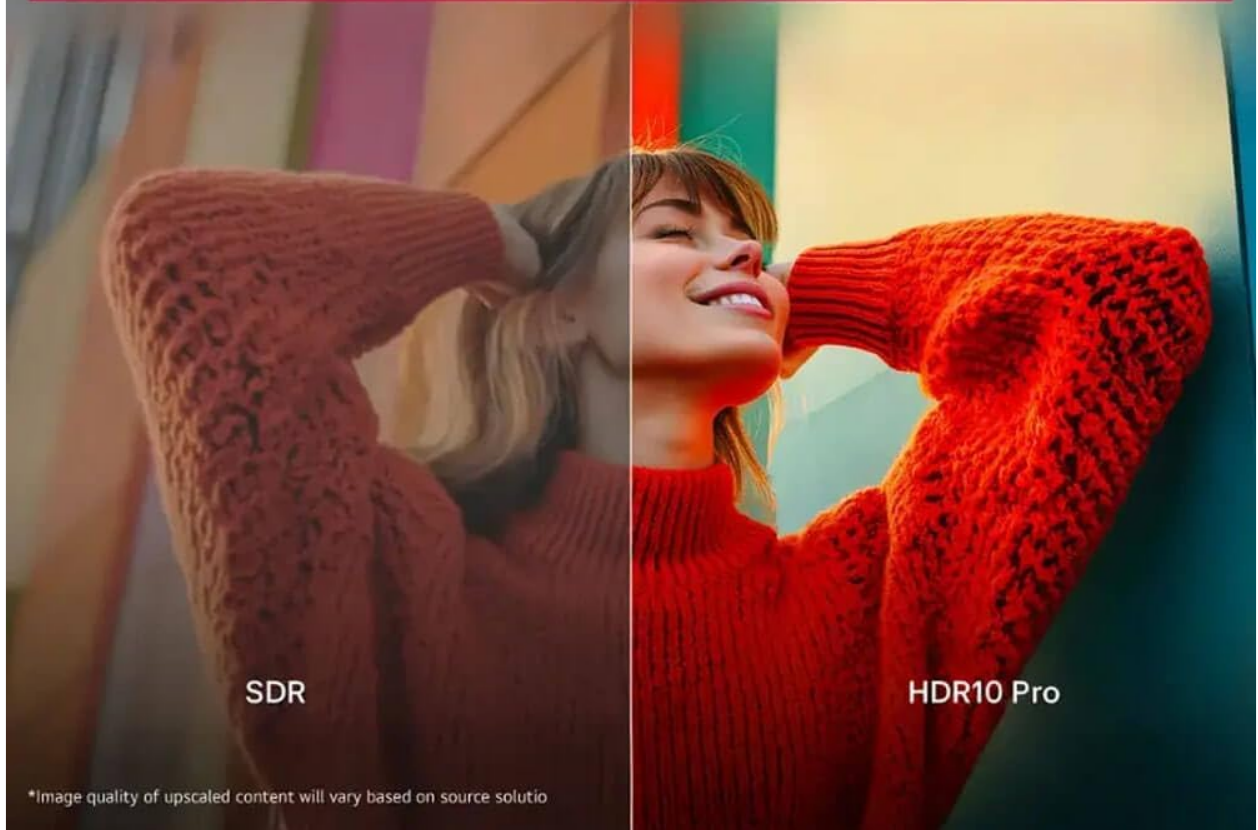


Image: A split image showing a bird on a branch, comparing a standard definition image to a 4K upscaled version, highlighting improved detail.

- **HDR10 Pro, Dolby Vision, HLG:** Supports multiple HDR formats for extraordinary color, contrast, and brightness. FILMMAKER MODE ensures content is viewed as intended by the director.




Image: A split image comparing a standard dynamic range (SDR) picture to an HDR10 Pro picture, demonstrating enhanced colors and visual impact.

3.3 Sound Quality

The TV features 2.0 Channel Sound with Dolby Atmos, providing immersive audio. AI Sound Pro optimizes sound based on content, and WOW Orchestra integrates the TV's speakers with compatible LG soundbars for an enhanced audio experience.

3.4 Gaming Features

Designed for gamers, the LG OLED B5 Series offers:

- **120Hz Refresh Rate & 0.1ms Response Time:** Ensures crisp, smooth imagery without blurring or tearing.
- **NVIDIA G-Sync, AMD FreeSync Premium & VRR:** Adaptive sync technologies for tear-free gaming.
- **4 HDMI 2.1 Inputs:** Connect multiple next-gen gaming devices.
- **LG Game Dashboard & Game Optimizer:** Centralized control for all your gaming settings.

3.5 Control Methods

Control your TV using the included Magic Remote, the LG ThinQ app on your smartphone, or voice commands through built-in voice assistants like Alexa.

4. MAINTENANCE

4.1 Pixel Refresh

Your LG OLED TV is equipped with an automatic pixel refresh feature to maintain optimal picture quality and prevent image retention. The TV will periodically prompt you to run this process, or it may run automatically during standby. Follow the on-screen instructions when prompted.

4.2 Cleaning the Screen

To clean the screen, gently wipe it with a soft, dry microfiber cloth. For stubborn smudges, lightly dampen the cloth with distilled water. Avoid using harsh chemicals, abrasive cleaners, or direct spraying of liquids onto the screen.

5. TROUBLESHOOTING

If you encounter issues with your LG OLED TV, refer to the following common solutions:

- **No Power:** Ensure the power cable is securely plugged into both the TV and a working electrical outlet. Try a different outlet.
- **No Picture/No Signal:** Check all HDMI and other input cables to ensure they are firmly connected. Verify that the correct input source is selected on the TV. Ensure external devices are powered on.
- **Remote Control Not Working:** Replace the AAA batteries in the remote control. Ensure there are no obstructions between the remote and the TV.
- **Poor Picture Quality:** Check the source content's resolution. Ensure all cables are high-quality and properly connected. Adjust picture settings in the TV menu.
- **No Sound:** Check the TV's volume and mute settings. Ensure external audio devices (soundbars, receivers) are powered on and correctly connected.
- **Network Connection Issues:** Restart your router and modem. Reconnect the TV to your Wi-Fi network or ensure the Ethernet cable is secure.

For more detailed troubleshooting, consult the comprehensive e-manual accessible through your TV's settings menu or visit the LG support website.

6. SPECIFICATIONS

Feature	Specification
Brand	LG
Model Name	OLED55B5PUA.AUS
Screen Size	55 Inches
Display Technology	OLED
Resolution	4K
Refresh Rate	120 Hz
Response Time	0.1 Milliseconds
Processor	α8 AI Processor 4K Gen2
HDR Format Supported	Dolby Vision, HDR10, HLG
Integrated Surround Sound Format	Dolby Atmos
Operating System	WebOS
Connectivity Technology	Bluetooth (5.3), Ethernet, HDMI (4 ports), USB (2x 2.0, 1x 3.0), Wi-Fi
Special Features	AMD FreeSync, Built-In Speaker, Chromecast, Multiple Voice Assistance, NVIDIA G-Sync
Product Dimensions (with stand)	9.3"D x 48.3"W x 30.4"H
Item Weight (with stand)	32 Pounds
VESA Mount Standard	400 x 400 mm
Annual Energy Consumption	205 Kilowatt Hours Per Year

7. WARRANTY & SUPPORT

7.1 Warranty Information

Your LG OLED55B5PUA.AUS TV comes with a **1 Year Parts & Labor Limited Warranty**. Please retain your proof of purchase for warranty claims. For full terms and conditions, refer to the warranty card included with your product or visit the official LG website.

7.2 Customer Support

For technical assistance, product registration, or service inquiries, please visit the official LG support website or contact LG customer service. Contact details can typically be found on the LG website or in the Quick Start Guide.