

Manuals+

[Q & A](#) | [Deep Search](#) | [Upload](#)

manuals.plus /

- › [Infinix](#) /
- › [Infinix HOT 60 5G+ \(Model X6726\) User Manual](#)

Infinix HOT 60 5G+

Infinix HOT 60 5G+ (Model X6726) User Manual

INTRODUCTION

Welcome to the user manual for your new Infinix HOT 60 5G+ smartphone. This guide provides essential information to help you set up, operate, maintain, and troubleshoot your device. Please read this manual carefully to ensure optimal performance and longevity of your smartphone.



Figure 1: Infinix HOT 60 5G+ device overview highlighting key specifications.

WHAT'S IN THE BOX

Upon opening your Infinix HOT 60 5G+ package, you should find the following items:

- Infinix HOT 60 5G+ Smartphone
- Phone Case
- Power Adapter
- SIM Tray Ejector
- USB Cable
- Quick Start Guide (this document)

SETUP

1. Inserting the SIM Card and SD Card

Your Infinix HOT 60 5G+ supports dual SIM cards and a microSD card for expanded storage.

1. Locate the SIM tray on the side of your device.
2. Insert the SIM tray ejector tool into the small hole next to the tray and press gently until the tray pops out.
3. Place your Nano-SIM cards into the designated slots with the gold contacts facing down. If using a microSD card, place it in its dedicated slot.
4. Carefully push the tray back into the device until it is flush with the side.



Figure 2: Side view of the Infinix HOT 60 5G+ indicating the SIM tray.

2. Initial Power On and Basic Setup

To power on your device for the first time:

1. Press and hold the Power button (located on the right side) until the Infinix logo appears.
2. Follow the on-screen prompts to select your language, connect to a Wi-Fi network, set up your Google account, and configure security settings (fingerprint, face unlock, PIN/pattern).

OPERATING YOUR DEVICE

Navigation and User Interface (XOS 15)

Your Infinix HOT 60 5G+ runs on XOS 15, based on Android 15, offering a smooth and customizable user experience. Navigate using gestures or traditional navigation buttons (configurable in Settings).



Figure 3: Overview of the XOS 15 user interface, showcasing customization options.

Calls and Messaging

Use the Phone app to make calls and the Messages app for SMS/MMS. The device supports 5G connectivity for faster communication.

Camera Functions

The Infinix HOT 60 5G+ features a 50MP rear camera with Dual LED Flash and over 10 camera modes. Open the Camera app to capture photos and videos. Explore modes like Portrait, Super Night, Pro, and Panorama for various shooting scenarios.

50MP Rear Camera

Dual LED Flash
10+ Camera Modes



Figure 4: The 50MP rear camera module of the Infinix HOT 60 5G+.

Connectivity

Your device supports 5G, Wi-Fi, Bluetooth, and GPS. Access these settings from the Quick Settings panel (swipe down from the top of the screen) or through the main Settings app.

- **UltraLink:** This feature allows Infinix-to-Infinix device communication even in low or no network areas, ensuring uninterrupted voice calls and stable connectivity.

Segment's 1st*

Ultra Link



Stay connected even in low or no network areas, ensuring uninterrupted communication. Enjoy clear voice calls and stable connectivity wherever you are, without signal drop worries.

Exclusively supported on Infinix-to-Infinix devices.

Figure 5: Illustration of the UltraLink feature for off-network communication between Infinix devices.

AI Features


The Infinix HOT 60 5G+ integrates advanced AI capabilities:

- **One-Tap AI Button:** A customizable physical button that provides instant access to over 30 apps or functions. Long press to activate the Folax Personal Assistant.
- **Infinix AI:** Includes features like AI Voice Search, AI Call Translation, Document Summarizer, Wallpaper Generator, and photo enhancements for a smarter daily experience.



Infinix AI

Segment's First* **One-Tap AI Button**



Long Press To Activate Folax Personal Assistant

Customize 30+ Apps

Custom Shortcuts
(YT Subscriptions, Shorts, New Event,
Tasks, Map Directions etc)

Figure 6: The customizable One-Tap AI Button and its functionality.

Infinix AI

Most Advanced AI, Now in Every Hand

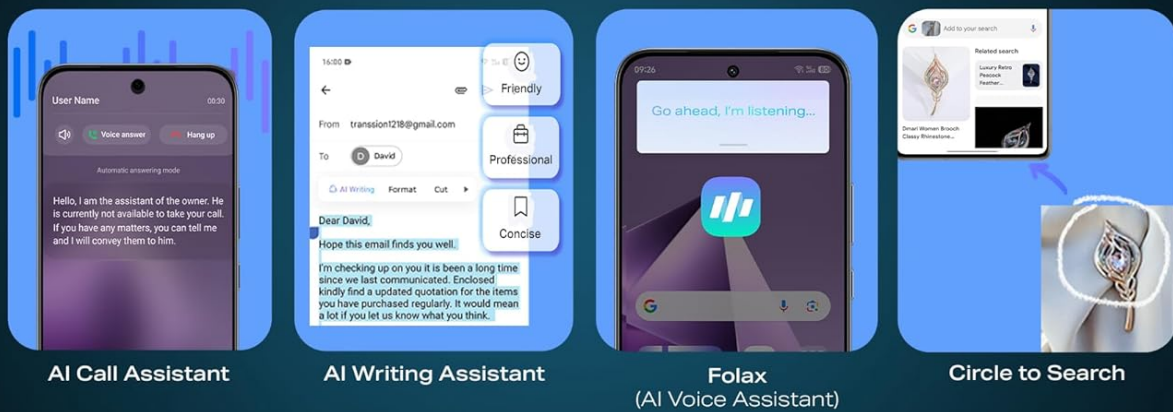


Figure 7: Examples of Infinix AI capabilities such as call and writing assistance.

Gaming Performance

Experience ultra-smooth gaming with 90FPS support, powered by the MediaTek Dimensity 7020 processor and LPDDR5X RAM.

- **XBoost Game Mode:** Optimize your gaming experience with features like Image Stabilization, various Performance Modes, and Immersive Sound.

Gaming - 90FPS*

Ultra Smooth Gaming



Up to 12GB¹ LPDDR5x RAM
2x Faster Than LPDDR4x RAM[^]
HyperEngine 5.0 Lite Gaming Technology

Figure 8: The Infinix HOT 60 5G+ optimized for 90FPS gaming.

XBoost AI* Game Mode



Figure 9: XBoost Game Mode settings for enhanced gaming.

Battery Management

The device is equipped with a 5200mAh battery, supporting 18W Fast Charging, Bypass Charging, and Reverse Wired Charging.

- **Bypass Charging:** Allows power to bypass the battery and directly power the device during heavy use, reducing heat and extending battery lifespan.
- **Reverse Wired Charging:** Use your phone to charge other devices via a USB cable.

5200mAh

Big Battery

Bypass Charging
Reverse Wired Charging




Figure 10: The 5200mAh battery with 18W Fast Charging capability.

MAINTENANCE

Software Updates

Regularly check for and install software updates to ensure your device has the latest features, security patches, and performance improvements. Go to **Settings > System > System Update**

Cleaning Your Device

Use a soft, lint-free cloth to clean the screen and body of your phone. Avoid harsh chemicals or abrasive materials. The device has an IP64 rating, making it splash and dust resistant, but it is not fully waterproof.

IP64

Splash & Dust Resistant!



Figure 11: The Infinix HOT 60 5G+ is designed with IP64 splash and dust resistance.

Battery Care

To prolong battery life, avoid exposing your device to extreme temperatures. It is recommended to keep the battery charge between 20% and 80% for optimal long-term health.

TROUBLESHOOTING

If you encounter issues with your Infinix HOT 60 5G+, try the following common solutions:

- **Device Not Responding:** Press and hold the Power button for about 10-15 seconds to force a restart.
- **Network Issues:** Check if your SIM card is properly inserted. Try toggling Airplane Mode on and off. If the issue persists, contact your network provider.
- **Apps Crashing:** Clear the cache and data of the problematic app via **Settings > Apps > [App Name] > Storage**. If the issue continues, uninstall and reinstall the app.
- **Battery Draining Quickly:** Reduce screen brightness, disable unnecessary background apps, and limit location services. Check battery usage in **Settings > Battery** to identify power-hungry apps.

- **Lagging Performance:** Close unused apps, clear storage space, and restart your device. The device is TÜV SÜD certified for a 5-year lag-free experience under normal usage conditions.

5-Year Lag Free Experience

TÜV SÜD Certification



Time to enjoy a lag free smartphone experience for over 60 months, certified by TÜV.

Figure 12: TÜV SÜD certification for sustained performance.

SPECIFICATIONS

Below are the key technical specifications for the Infinix HOT 60 5G+ (Model X6726):

Feature	Specification
Model Number	X6726
Operating System	Android 15 XOS 15
Processor	MediaTek Dimensity 7020 5G
RAM	6 GB (Expandable up to 12 GB)

Internal Storage	128 GB
Display	6.7-inch, 120 Hz, 1080 x 2400 Resolution, 700 nits
Rear Camera	50 MP AI Dual Camera
Battery Capacity	5200 mAh
Charging	18W Fast Charging, Bypass Charging, Reverse Wired Charging
Connectivity	5G, Wi-Fi, Bluetooth, GPS
Dimensions	16.6 x 7.7 x 0.8 cm
Weight	193 g
Durability	IP64 Splash & Dust Resistant

WARRANTY INFORMATION

Your Infinix HOT 60 5G+ comes with a standard manufacturer's warranty. Please refer to the warranty card included in your product packaging for specific terms, conditions, and duration. Keep your proof of purchase for warranty claims.

SUPPORT

For further assistance, technical support, or service inquiries, please visit the official Infinix website or contact their customer service. Details can typically be found on the Infinix brand store page or in your device's settings under 'About phone'.

Online Support: www.infinixmobility.com/support