

KIPMAX X20

KIPMAX X20 Cordless Vacuum Cleaner User Manual

Model: X20

1. INTRODUCTION

Thank you for choosing the KIPMAX X20 Cordless Vacuum Cleaner. This powerful and versatile cleaning device is designed to provide efficient cleaning for various surfaces in your home. Featuring a 550W brushless motor, 50,000Pa suction, and a long-lasting battery, the X20 offers convenience and performance. Please read this manual thoroughly before use to ensure proper operation and maintenance.

- Rechargeable Lithium-Ion Battery (8*2200mAh)
- Crevice Tool
- Combination Brush Tool
- Wall Mount with Installation Kit
- Power Adapter
- User Manual & Quick Start Guide
- Sponge & HEPA Filter (2 sets)
- Aromatherapy Tablets (Rose & Lavender)
- Cleaning Tool



Figure 2: All components included with the KIPMAX X20.

4. SETUP AND ASSEMBLY

4.1 Battery Installation and Charging

1. Insert the rechargeable battery into the main body of the vacuum until it clicks securely into place.
2. Connect the power adapter to the charging port on the main body or directly to the detachable battery.
3. Plug the adapter into a power outlet. The LED display will indicate charging status. A full charge takes approximately 4 hours.

Figure 3: Charging options for the KIPMAX X20 battery.

4.2 Assembling the Vacuum

1. Attach the telescopic tube to the main body by aligning the connectors and pushing until it clicks.
2. Connect the motorized brush head to the other end of the telescopic tube. Ensure it clicks securely.
3. For handheld use, attach desired accessories (crevice tool or combination brush) directly to the main body.

4.3 Wall Mount Installation

The included 2-in-1 wall mount allows for convenient storage and charging. Choose a suitable location near a power outlet. Use the provided installation kit to securely mount the bracket to the wall. The vacuum can be hung on the mount for storage and charging.

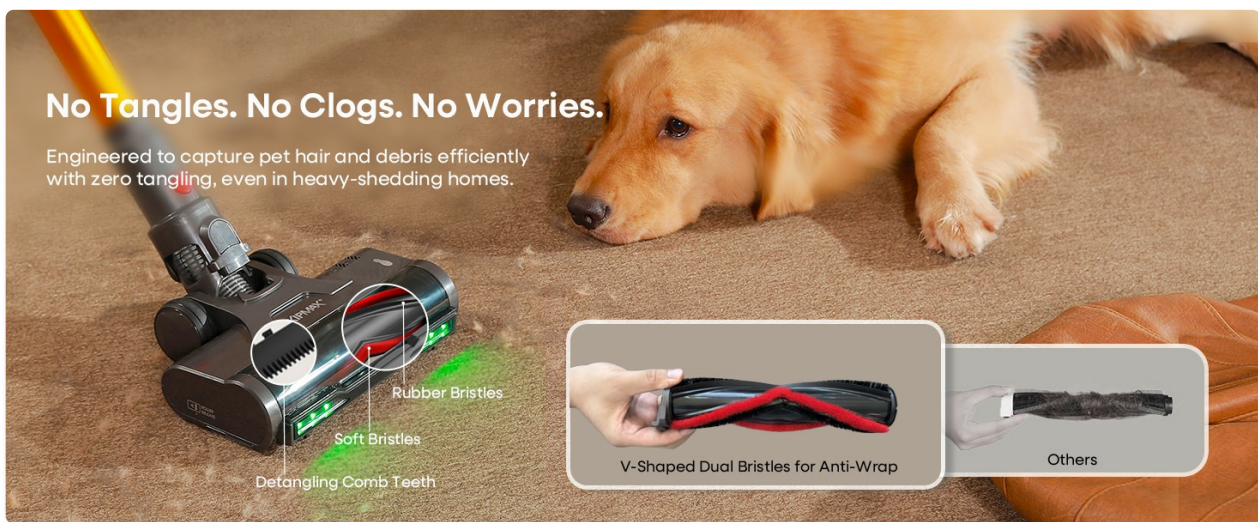


Figure 4: Wall mount for storage and charging.

5. OPERATING INSTRUCTIONS

5.1 Power On/Off and Mode Selection

The KIPMAX X20 features thumb-access controls for ease of use. Press the power button to turn the vacuum on or off. Use the mode button to cycle through the three cleaning modes: Bare Floor, Carpet, and Turbo. The LED display will show the selected mode and remaining battery life.



Figure 5: LED display and thumb-access controls.

5.2 Green Search Light

The motorized brush head is equipped with 6 green LED beams that illuminate dust and debris on the floor, making it easier to spot hidden dirt, especially in dimly lit areas or under furniture.

One Hand. One Finger. Full Control.

From power to mode changes, do it all with a single thumb movement.



On/Off



Mode Switch



Figure 6: Green search light in action.

5.3 Aromatherapy Feature

Insert one of the complimentary aromatherapy tablets (Lavender or Rose) into the designated slot to release a refreshing scent while vacuuming. This feature helps to neutralize odors and leave your home smelling fresh.

Reach High. Stay Safe.

From chandeliers to tall shelves, the extendable pole brings every high corner within easy reach.



Cabinet Top



Ceiling Cobwebs



Curtains



Figure 7: Aromatherapy tablet insertion.

5.4 Versatile Cleaning

The X20 can be easily transformed from a stick vacuum to a handheld unit. The adjustable telescopic tube allows for cleaning high areas like ceilings or low areas under furniture. Utilize the crevice tool for tight corners and window tracks, and the combination brush for delicate surfaces like upholstery or car interiors.



Figure 8: Versatile cleaning with various attachments.

5.5 Self-Standing Feature

The vacuum is designed to stand upright on its own, allowing you to pause cleaning without needing to lean it against a wall or lay it down.




Figure 9: Self-standing capability.

5.6 Official Product Video

Video 1: An official demonstration of the KIPMAX X20 Cordless Vacuum Cleaner's features and operation.

6. MAINTENANCE

6.1 Emptying the Dust Cup

The 1.5L dust cup can be emptied with a single touch. Position the dust cup over a trash bin and press the release button to open the bottom flap, allowing debris to fall out without direct contact.



Figure 10: One-touch dust cup emptying.

6.2 Cleaning the Filters

The X20 features a 7-layer filtration system, including washable HEPA filters. Regularly clean the filters to maintain optimal suction and air quality. To access, detach the dust cup and remove the filter components. Rinse them under running water and allow them to air dry completely before reassembling. Replace filters as needed (extra filters are included).

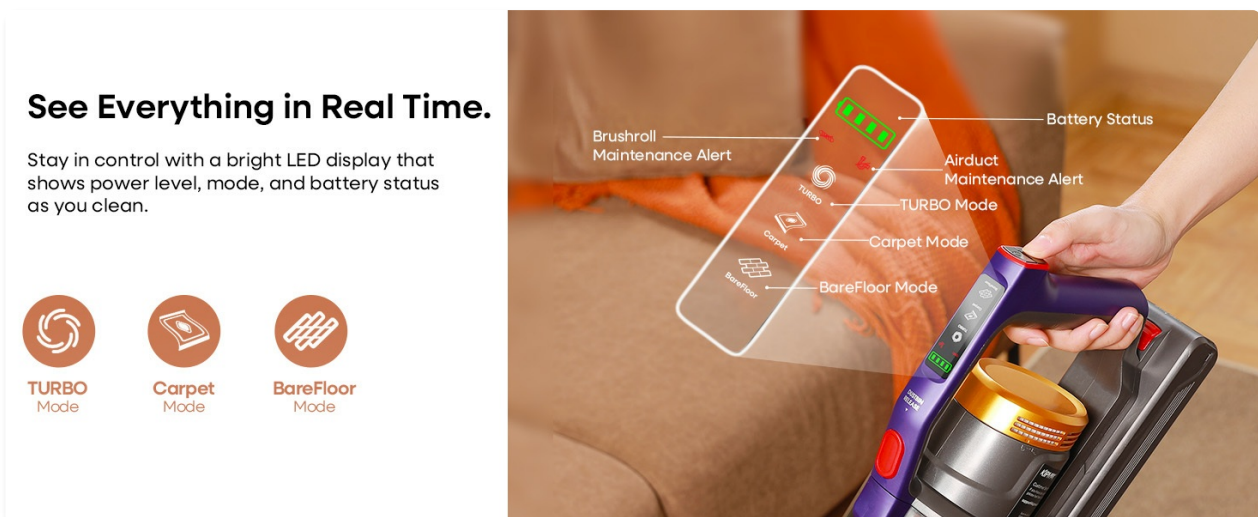


Figure 11: 7-layer filtration system components.



Figure 12: Washing the filter for reuse.

6.3 Anti-Tangle Brushroll

The FlatTurbo Anti-Tangle Brushroll is designed to prevent hair and fibers from tangling. Periodically check the brushroll for any accumulated debris and remove it using the provided cleaning tool to maintain effective cleaning performance.

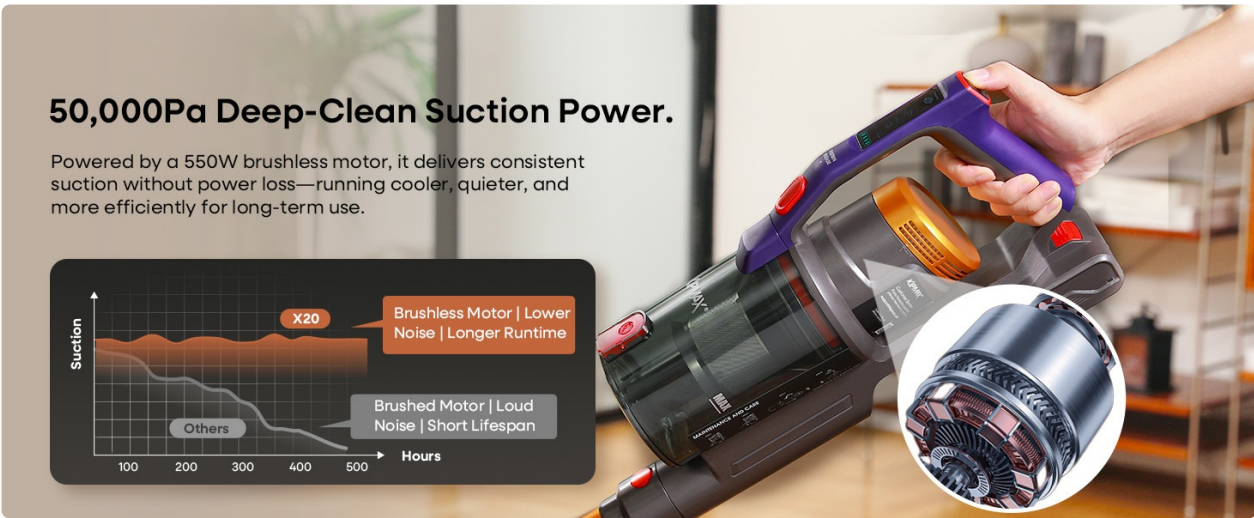


Figure 13: FlatTurbo Anti-Tangle Brushroll design.

7. TROUBLESHOOTING

If you encounter any issues with your KIPMAX X20, please refer to the following common solutions:

- **No Power:** Ensure the battery is fully charged and correctly installed. Check the power adapter connection.
- **Reduced Suction:** Empty the dust cup. Clean or replace the filters. Check the telescopic tube and brush head for blockages. Ensure the brushroll is free of tangled hair.
- **Brushroll Not Rotating:** Check for obstructions in the brush head. Ensure the brush head is securely attached.
- **Short Battery Life:** Ensure the battery is fully charged. Operating in Turbo mode will consume battery faster.

For persistent issues, please contact KIPMAX customer service.


8. SPECIFICATIONS

| Feature | Specification |
|---------------|-------------------------------------|
| Brand | KIPMAX |
| Model Name | X20 |
| Suction Power | 50,000Pa |
| Motor Wattage | 550W Brushless Motor (80,000 RPM) |
| Battery Type | 8x 2200mAh Lithium-Ion (Detachable) |
| Battery Life | Up to 70 minutes |
| Charging Time | 4 Hours |

| | |
|--------------------|--|
| Dust Cup Capacity | 1.5 Liters |
| Filter Type | HEPA Filter (7-Layer Filtration) |
| Noise Level | 62 Decibels |
| Special Features | Green Search Light, Aromatherapy Design, Self-Standing, Anti-Tangle Brushroll, LED Display |
| Item Weight | 5.51 pounds |
| Product Dimensions | 102.36 x 62.99 x 43.19 inches |


9. WARRANTY AND SUPPORT

KIPMAX provides a 2-year worry-free warranty for the X20 Cordless Vacuum Cleaner. For any questions, technical assistance, or warranty claims, please contact KIPMAX customer service. Our dedicated team is available to provide timely and reliable support.




Max Power On, Keep Messes Gone.


KIPMAX | X20 Cordless Vacuum Cleaner




550W
Brushless Motor




50KPa
Suction




70Min
Runtime



Extendable
Length



Versatile
Accessories



Anti-Odour
Design

Figure 14: KIPMAX customer support details.