

## ChunHee CB10-WH/BU-2

# ChunHee Dog Training Bells for Door - Model CB10-WH/BU-2 Instruction Manual

Your guide to effective dog potty training and communication.

## INTRODUCTION

The ChunHee Dog Training Bell system is designed to facilitate communication between you and your dog, helping to prevent accidents and reduce excessive barking. This device allows your dog to signal when they need to go outside for potty breaks or play. This manual provides detailed instructions for setting up, operating, and maintaining your training bells.



Image: Two ChunHee dog training bells, featuring a blue paw print. A golden retriever puppy is shown interacting with one of the bells, demonstrating its use for signaling.

## PRODUCT FEATURES

The ChunHee Dog Training Bells offer several features designed for effective and convenient pet training:

- **Chew-Proof and Durable Design:** Constructed to withstand interaction from various dog breeds, ensuring longevity.
- **28 Custom Sounds:** Offers a variety of tones and voice commands, allowing for personalized signals for different needs (e.g., potty, play, food). Includes anxiety-reducing chimes.
- **Adjustable Volume (0-115dB):** Features 5-level volume adjustment, suitable for different environments from quiet apartments to large homes.
- **Sensitive Trigger:** Designed for easy activation by paw, nose, or tongue.
- **Large Button Size:** An extra-large 3.43-inch diameter button accommodates all paw sizes.
- **Standard AAA Batteries:** Uses easily replaceable AAA batteries, providing long-lasting operation (up to 3 years or 30,000 pushes).

# Why Choose Us?



## Smart Dog Door Bell



**0-115dB**

5-Level Volume



**28 Ringtones**

Tones options + voice commands



**3-year usage time**

Battery Replacement



**Smooth Surface**

One-Piece Design



## Traditional Dog Doorbell



Non-Adjustable



Single Ringtones



Bell Falling Off,  
Rusting



Claws Stuck  
in Bell




Image: A visual comparison highlighting the features of the ChunHee Smart Dog Door Bell, such as adjustable volume, multiple ringtones, and durable design, against the limitations of traditional dog doorbells.

## SETUP AND INSTALLATION

The ChunHee Dog Training Bells are designed for quick and easy installation without the need for tools.

1. **Battery Installation:** The bells come with 2 AAA batteries already installed. If replacement is needed, twist open the back cover, insert 2 AAA batteries, and tighten the cover.
2. **Placement:** Choose a suitable location near the door your dog uses to go outside. The bell can be placed on the wall, on the door itself, or on the floor.
3. **Attachment:** Use the included non-marking double-sided adhesive tape to secure the bell to a wall or door. For floor placement, no adhesive is required. Ensure the bell is at a height easily accessible by your dog's paw or nose.

# 30-Second Quick Installation

Simple installation, no tools required!



Image: Illustration of the 30-second quick installation process, showing the bell being placed on a wall, on the floor, and on a door, with a dog observing.

## OPERATING INSTRUCTIONS: DOG TRAINING GUIDE

Training your dog to use the bell is a simple process that requires consistency and positive reinforcement. Follow these steps:

### 1. Step 1: Introduce the Doorbell

Allow your dog to explore the bell. Treat and reward any interest they show in the bell. Ensure they are comfortable with the sound it makes.

### 2. Step 2: Teach to Touch

Cut treats into small pieces. When your dog touches the bell (even accidentally), say "Touch!" then "Yes!" and immediately reward them with a treat. Repeat this until your dog consistently touches the bell on command.

### 3. Step 3: Teach When to Ring

Before opening the door to go outside for a potty break or walk, ask your dog to touch the bell. Say "Yes!" and treat them. Then, open the door and go outside. Repeat this every time you go out. Treat them again after they have successfully gone potty outside.

### 4. Step 4: Be Patient

If your dog rings the bell, play, praise, and take them out immediately. If they go potty, praise and treat. If



not, go back inside and try again later. Consistency is key for your dog to learn that the bell means it's time to go outside.



Image: A step-by-step guide illustrating the training process for teaching your dog to use the ChunHee doorbell, from introduction to consistent use.

## MAINTENANCE

Regular maintenance ensures the longevity and proper function of your ChunHee Dog Training Bells.

- **Cleaning:** Wipe the surface of the bell with a soft, damp cloth as needed to remove dirt or paw prints. Do not submerge the device in water.
- **Battery Replacement:** The bells use 2 standard AAA batteries. When the sound becomes faint or the bell stops responding, it's time to replace the batteries.
  - a. Twist open the back cover of the doorbell.
  - b. Replace the old AAA batteries with new ones, ensuring correct polarity.
  - c. Tighten the back cover securely.



Image: A visual guide demonstrating the three steps for replacing the AAA batteries in the ChunHee dog training bell.

## TROUBLESHOOTING

If you encounter issues with your ChunHee Dog Training Bells, consider the following:

- **Bell Not Ringing:**
  - Check battery levels and replace if necessary.

- Ensure the bell is pressed firmly enough to activate the sensor.

- **Dog Not Using the Bell:**

- Revisit the training steps, focusing on positive reinforcement and consistency.
- Ensure the bell is placed at an accessible height for your dog.
- Try different sound settings to find one that captures your dog's attention.

- **Bell Falling Off Wall/Door:**

- Ensure the surface is clean and dry before applying adhesive.
- Apply sufficient pressure when attaching the adhesive.
- Consider placing the bell on the floor if repeated detachment occurs.

## SPECIFICATIONS


<b>Brand</b>	ChunHee
<b>Model Name</b>	CB10-WH/BU-2
<b>Item Weight</b>	8.1 ounces
<b>Item Package Dimensions</b>	4.53 x 3.7 x 2.4 inches
<b>Power Source</b>	2 x AAA Batteries (Included)
<b>Volume Range</b>	0-115dB (5 levels)
<b>Number of Sounds</b>	28 Custom Sounds
<b>Button Diameter</b>	3.43 inches
<b>Included Components</b>	User Manual, 2 x Dog Button, 2 x Non-marking Double Sided Adhesive Tape, 4 x AAA Battery
<b>Specific Uses</b>	Behavior training, Indoor use, Dog housebreaking, Potty training






## WARRANTY AND SUPPORT

The ChunHee Dog Training Bells come with a **3-Year Manufacturer Warranty**.

For any questions, concerns, or warranty claims, please contact ChunHee customer support through the retailer where the product was purchased.

## Related Documents - CB10-WH/BU-2

	<p><a href="#">ChunHee Wireless Intercom User Manual and Specifications</a></p> <p>User manual, technical specifications, and warranty information for the ChunHee wireless intercom system. Details operation, features, and product specs.</p>
---	--

	<p><a href="#">ChunHee Wireless Intercom System User Guide</a></p> <p>Instructions for using the ChunHee Wireless Intercom System, covering setup, pairing, usage scenarios, and important notes for effective two-way communication.</p>
	<p><a href="#">ChunHee HI05 Wireless Intercom User Manual - Features, Specifications, and Operation Guide</a></p> <p>Comprehensive user manual for the ChunHee HI05 Wireless Intercom. Learn about its features, specifications, setup, operation, and troubleshooting for clear and reliable communication up to 1640ft.</p>
	<p><a href="#">ChunHee WT26 Wireless Intercom User Manual   Features, Specs, Operation</a></p> <p>Comprehensive user manual for the ChunHee WT26 Wireless Intercom. Learn about its features, specifications, operation, troubleshooting, and FCC compliance. Features 16 channels, VOX hands-free, 1640ft range, and more.</p>
	<p><a href="#">ChunHee HI03 Wireless Intercom System User Manual</a></p> <p>Comprehensive user manual for the ChunHee HI03 Wireless Intercom system, detailing features, operation, specifications, troubleshooting, and customer support for this 16-channel, 1640ft range intercom.</p>
	<p><a href="#">ChunHee CK01 Wireless Queue Calling System User Manual</a></p> <p>User manual for the ChunHee CK01 Wireless Queue Calling System. This guide details features, specifications, setup, operation, and customer service for the CK01 queue management system.</p>