

Callaway Classic Performance Golf Polo

Callaway Men's Classic Performance Golf Polo Instruction Manual

Model: Classic Performance Golf Polo

1. PRODUCT OVERVIEW

The Callaway Men's Classic Performance Golf Polo is designed for comfort and performance. It features a self-collar and a 3-button placket, along with the signature Callaway logo. This polo is suitable for various activities, including golf, office wear, and casual daily use, and can be layered for year-round wear.



Figure 1.1: Front view of the Callaway Men's Classic Performance Golf Polo, showcasing the Peacot and White color block design with horizontal stripes.





Figure 1.2: Side view of the polo shirt, illustrating the short sleeve length and overall fit.

2. KEY FEATURES

- **Performance Design:** Features a Heat Seal Signature Callaway logo, self-collar, and 3-button placket for a classic golf style.
- **Versatile Wear:** Lightweight and suitable for hot weather, office environments, or everyday use. Easily layers for cooler conditions.
- **Enhanced Mobility:** Crafted with flexible stretch fabric and stretch shoulder seams to maximize range of motion.
- **Moisture-Wicking Technology:** Fabric is infused with technical properties to quickly move moisture away from the skin, promoting dryness and coolness.
- **Regular Fit:** Designed for a comfortable and standard fit.

3. FIRST USE AND PREPARATION

Before wearing your new Callaway Performance Golf Polo for the first time, it is recommended to wash it according to the care instructions provided to ensure optimal comfort and fabric performance.

4. WEARING INSTRUCTIONS

This polo is designed for a regular fit, offering comfort and freedom of movement. It can be worn as a standalone top in warm weather or layered under a jacket or sweater during cooler temperatures. The 3-button placket allows for adjustable neck opening.

5. CARE AND MAINTENANCE

To maintain the quality and performance of your Callaway polo, please follow these care instructions:

- **Washing:** Machine wash cold with like colors.
- **Drying:** Tumble dry low. Remove promptly.
- **Bleaching:** Do not bleach.
- **Ironing:** Cool iron if needed. Do not iron decoration.
- **Dry Cleaning:** Do not dry clean.



Figure 5.1: Close-up view of the polo's fabric, highlighting its texture and material quality.

6. SPECIFICATIONS

- **Fabric Type:** 94% Polyester, 6% Spandex
- **Closure Type:** Button
- **Neck Style:** Collared Neck
- **Fit Type:** Regular Fit
- **Department:** Men's

US Regular Shirt Size Guide

Brand Size	Chest (in)	Waist (in)
S	36 - 38	28 - 30
M	39 - 41	32 - 34
L	42 - 44	36 - 38
XL	45 - 47	40 - 42
XXL	48 - 50	44 - 46
XXXL	51 - 53	48 - 50

7. TROUBLESHOOTING

If you experience issues with the fit or feel of your polo, consider the following:

- **Fit Concerns:** Refer to the size guide in Section 6 to ensure you have selected the appropriate size. Fabric stretch allows for flexibility, but an incorrect base size may lead to discomfort.
- **Fabric Feel:** The polo is made from a polyester/spandex blend designed for performance and moisture-wicking. If the fabric feel is not as expected, ensure it has been washed according to care instructions, as this can affect initial texture.
- **Durability:** Follow all care instructions diligently to maximize the lifespan of the garment and prevent premature wear or damage.

8. SUPPORT INFORMATION

For further assistance, product inquiries, or support regarding your Callaway Men's Classic Performance Golf Polo, please visit the official Callaway website or contact their customer service department. You can often find contact details on the product's original packaging or through the brand's online presence.

Online Support: [Visit the Callaway Store on Amazon](#)





Related Documents - Classic Performance Golf Polo



© 2016 CALLAWAY GOLF COMPANY.
Callaway Golf and the C-Logo device are
trademarks of Callaway Golf Company.
CZD Golf is an official licensee of
Callaway Golf Company.

[Callaway GPSy Watch User Manual and Specifications](#)

User manual and specifications for the Callaway GPSy Watch, a golf GPS device offering course data, distance measurements, and hazard information.

 <p>300 PRO LASER RANGEFINDER</p>	<p>Callaway 300 PRO Laser Rangefinder: User Manual, Specifications, and Operation</p> <p>Comprehensive guide to the Callaway 300 PRO Laser Rangefinder, covering its features, specifications, battery installation, usage instructions, measurement modes, slope function, troubleshooting, and warranty information.</p>
 <p>300 PRO LASER RANGEFINDER</p>	<p>Callaway 300 PRO Laser Rangefinder User Manual and Specifications</p> <p>Comprehensive user manual for the Callaway 300 PRO Laser Rangefinder, covering specifications, setup, operation, measurement modes, slope function, maintenance, troubleshooting, and warranty information.</p>
 <p>TOUR-S LASER RANGEFINDER</p>	<p>Callaway TOUR-S Laser Rangefinder User Manual and Guide</p> <p>Comprehensive guide to the Callaway TOUR-S Laser Rangefinder, covering specifications, features like P.A.T. and Slope Technology, battery installation, operation, measurement modes, troubleshooting, and warranty information.</p>
	<p>Callaway Base Hitting Net Assembly Instructions</p> <p>Detailed, step-by-step instructions for assembling the Callaway Base Hitting Net, including a parts list, setup guide, and contact information for support.</p>
	<p>Callaway 8' x 7' Hitting Net Assembly Instructions</p> <p>Step-by-step assembly guide for the Callaway 8' x 7' Hitting Net, including a parts list and assembly instructions.</p>