

Baseus XH1

Baseus Inspire XH1 Adaptive Active Noise Cancelling Headphones User Manual

Model: XH1 | Brand: Baseus

1. INTRODUCTION

This manual provides essential information for the proper use and maintenance of your Baseus Inspire XH1 Adaptive Active Noise Cancelling Headphones. Please read this manual thoroughly before using the product to ensure optimal performance and longevity.



Image 1.1: Baseus Inspire XH1 Headphones

2. PACKAGE CONTENTS

Verify that all items are present in the package:

- Baseus Inspire XH1 Active Noise Cancelling Headphones ×1
- Aux Cable ×1
- USB-C Cable ×1
- Carrying Case ×1




Image 2.1: Package Contents

3. PRODUCT DIAGRAM AND CONTROLS

Familiarize yourself with the headphone's physical controls and ports.

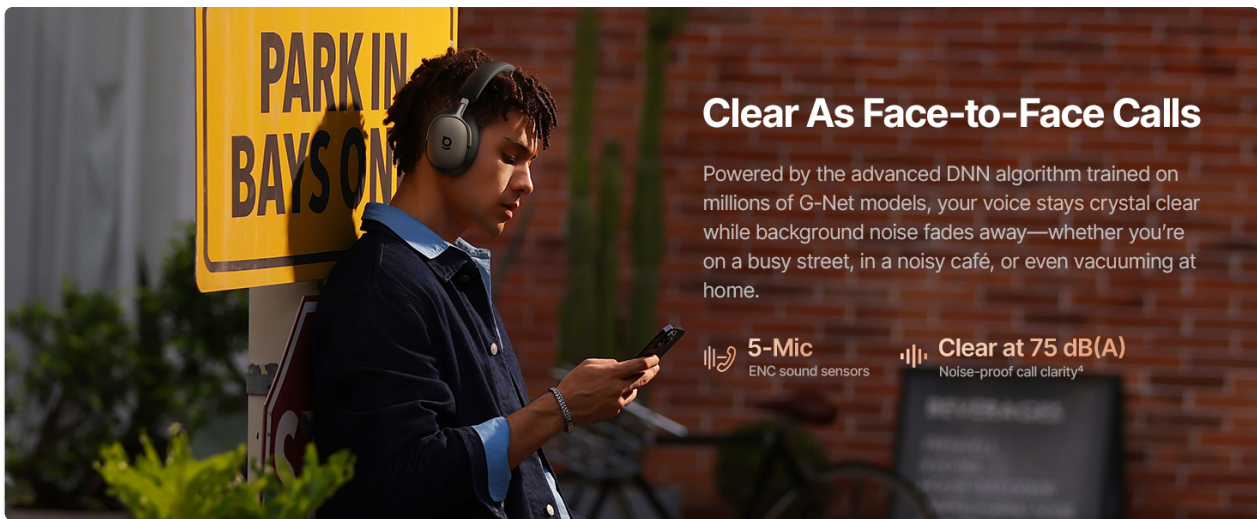


Image 3.1: Headphone Controls Overview

Button Functions:

- **ANC Button:**
 - Press once: Toggle ANC Mode (ANC On / ANC Off / Transparency).
 - Press and hold for 2 seconds: Activate Quick Attention (one-press transparency and volume down).
- **Multifunction Button:**
 - Press once: Play or pause audio.
 - Press once: Answer or end calls.
 - Press twice: Toggle Dolby Audio off or on.
 - Press twice: Reject calls.
 - Press three times: Activate Low Latency mode.
- **Volume Buttons (+/-):**
 - Press once (+): Volume up.
 - Press once (-): Volume down.
 - Press and hold (+) for 2 seconds: Previous track.
 - Press and hold (-) for 2 seconds: Next track.

4. SETUP

4.1 Initial Charging

Before first use, fully charge the headphones. Connect the supplied USB-C cable to the charging port on the headphones and to a compatible USB power source. The charging indicator will show the charging status.

4.2 Powering On/Off

- **Power On:** Press and hold the Multifunction Button until the indicator light illuminates.
- **Power Off:** Press and hold the Multifunction Button until the indicator light turns off.

4.3 Bluetooth Pairing

1. Ensure the headphones are powered off.
2. Press and hold the Multifunction Button for approximately 5 seconds until the indicator light flashes

rapidly, indicating pairing mode.

3. On your device (smartphone, laptop, etc.), enable Bluetooth and search for available devices.
4. Select "Baseus Inspire XH1" from the list of devices.
5. Once connected, the indicator light will stop flashing and remain solid.

4.4 Baseus App Installation

For full functionality, including SoundFit hearing personalization, advanced EQ settings, and noise reduction modes, download and install the Baseus App (V2.8.9+) from your device's app store. Ensure your headphone firmware (V1.1.07+) is updated via the app for the best experience.



Image 4.1: Baseus App Interface

5. OPERATION

5.1 Active Noise Cancellation (ANC) Modes

The Baseus Inspire XH1 features Adaptive ANC. Press the ANC button to cycle through modes:

- **ANC On:** Reduces external noise by up to -48 dB. Ideal for noisy environments.
- **Transparency Mode:** Allows ambient sounds to pass through, keeping you aware of your surroundings.
- **ANC Off:** Standard audio playback without noise cancellation.



Image 5.1: Adaptive ANC in Action

5.2 Call Management

The headphones feature 5-Mic ENC and AI-powered noise reduction for clear calls.

- **Answer/End Call:** Press the Multifunction Button once.
- **Reject Call:** Press the Multifunction Button twice.

Clear As Face-to-Face Calls

Experience effortless clarity for every call, even in bustling cafés or busy airports.

Clear at 75 dB(A)

Noise-proof call clarity ⁴

5-Mic

ENC sound sensors



Image 5.2: Clear Call Functionality

5.3 Music Playback

Control your audio playback directly from the headphones:

- **Play/Pause:** Press the Multifunction Button once.
- **Next Track:** Press and hold the Volume Down (-) button for 2 seconds.
- **Previous Track:** Press and hold the Volume Up (+) button for 2 seconds.
- **Volume Up/Down:** Press the respective Volume button once.

5.4 Multipoint Connection

The headphones support simultaneous connection to two devices via Bluetooth 6.1. This allows for seamless

switching between audio sources. Enable multipoint connection through the Baseus App.

5.5 Charging and Battery Life

The Inspire XH1 offers extended battery life:

- Up to 100 hours of playtime with ANC off.
- Up to 65 hours of playtime with ANC on.
- A 10-minute fast charge provides approximately 12 hours of playtime.
- Full charge time is approximately 1.5 hours.



1000 hr
Battery Life

Week-Long Playtime

| | | | |
|---------------------------------------|-------------------------------------|-----------------------------------|--------------------------------|
| 100 hr ANC Off ² | 65 hr ANC On ² | 10 min = 12 hr ⚡ Charge | ▶ Playtime ⁴ |
|---------------------------------------|-------------------------------------|-----------------------------------|--------------------------------|

Image 5.3: Battery Performance

6. SOUND FEATURES

The Baseus Inspire XH1 headphones are engineered for a premium audio experience.

- **Sound by Bose:** Delivers a signature premium audio experience.
- **Dolby Spatial Audio:** Provides immersive 360° sound. Can be toggled via the Multifunction Button or Baseus App.
- **Hi-Res Audio & LDAC:** Certified for high-resolution audio, with LDAC support for 3 times the audio detail of standard Bluetooth.
- **SuperBass 3.0 & SuperBalance 3.0:** Optimized acoustic chambers and angled drivers provide deep bass and balanced sound.
- **SoundFit Hearing Personalization:** Available via the Baseus App, this feature customizes the sound profile based on your unique hearing.



Your Sound. Your Space. Tuned by Experts.

Baseus's finest headphones yet—with Sound by Bose technology and Dolby Spatial Audio for an incredible listening experience.



Image 6.1: Sound by Bose Integration

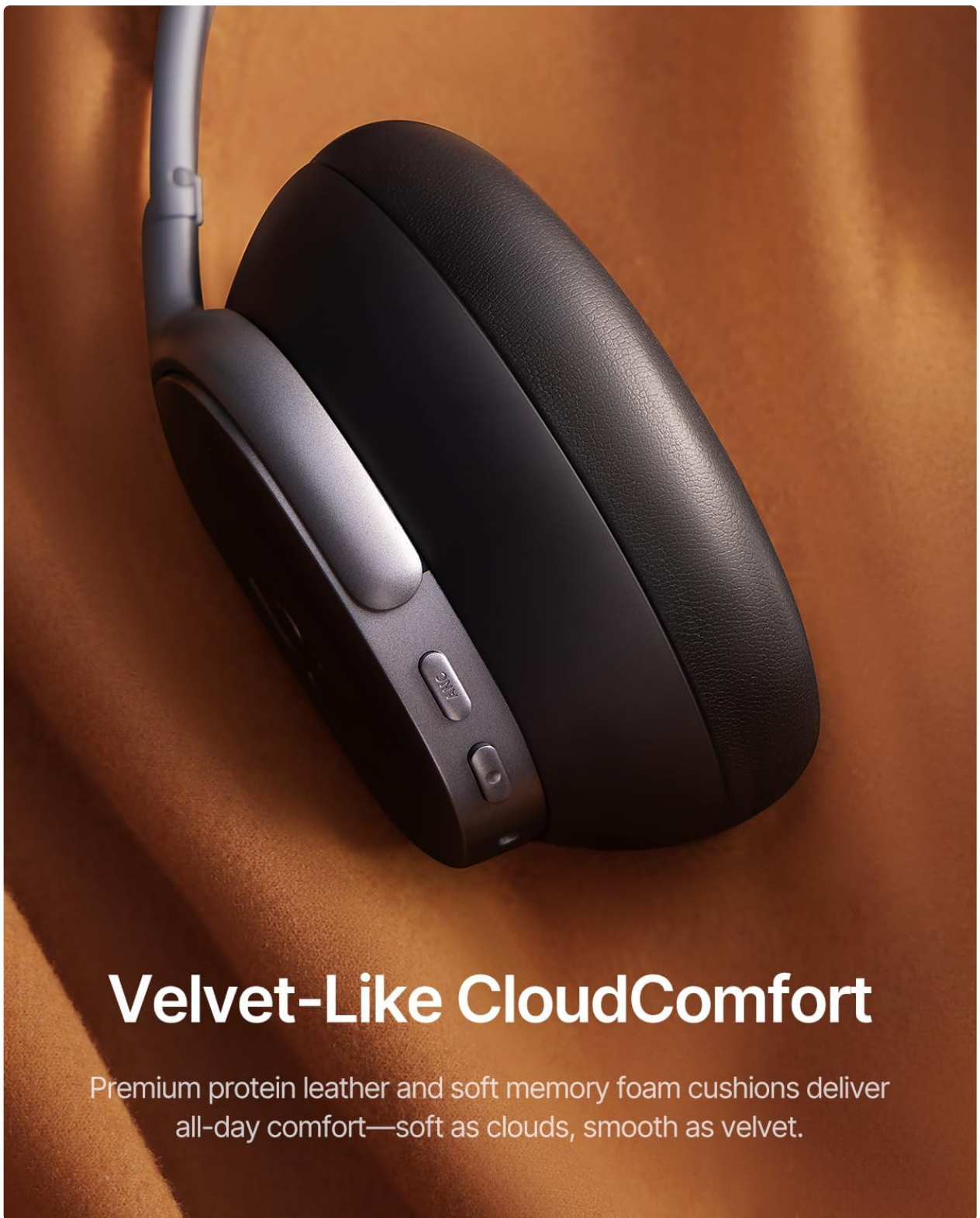


Image 6.2: Internal Audio Components

7. COMFORT AND DESIGN

The Inspire XH1 headphones are designed for extended wear.

- **Velvet-Like CloudComfort:** Ergonomic over-ear design with protein leather and resilient memory foam padding for comfort.
- **Travel-Friendly Portability:** Foldable design and included carrying case for easy transport.



Velvet-Like CloudComfort

Premium protein leather and soft memory foam cushions deliver all-day comfort—soft as clouds, smooth as velvet.

Image 7.1: CloudComfort Earcup



Travel-Friendly Portability

Foldable and compact, the Inspire XH1 fits snugly in its custom case and slides easily into most bags. Perfect for sound and style on the go.

Image 7.2: Travel-Friendly Carrying Case

8. MAINTENANCE

To ensure the longevity and optimal performance of your headphones, follow these maintenance guidelines:

- **Cleaning:** Use a soft, dry cloth to clean the exterior surfaces of the headphones. Do not use abrasive cleaners or solvents.
- **Storage:** When not in use, store the headphones in their protective carrying case to prevent damage from dust, scratches, and impacts.
- **Avoid Moisture:** Do not expose the headphones to water or excessive moisture. If they get wet, dry

them thoroughly before use or storage.

- **Temperature:** Avoid exposing the headphones to extreme temperatures (hot or cold) as this can affect battery life and internal components.
- **Cable Care:** Handle the Aux and USB-C cables gently. Avoid sharp bends or excessive pulling to prevent damage.

9. TROUBLESHOOTING

If you encounter issues with your Baseus Inspire XH1 headphones, refer to the following common solutions:

| Problem | Possible Solution |
|--|---|
| Headphones do not power on. | Ensure the headphones are charged. Connect to a power source using the USB-C cable. |
| Cannot pair via Bluetooth. | Ensure headphones are in pairing mode (rapidly flashing indicator light). Turn off and on Bluetooth on your device. Forget the device in your Bluetooth settings and try pairing again. |
| No sound or low volume. | Check headphone and device volume levels. Ensure headphones are properly connected. Try restarting both devices. |
| ANC not working effectively. | Ensure ANC mode is activated (not Transparency or Off). Check for proper fit of earcups to create a seal. Update headphone firmware via the Baseus App. |
| Call quality issues. | Ensure microphone is not obstructed. Check for strong Bluetooth connection. Move to a quieter environment if possible. |
| Baseus App not connecting or features not working. | Ensure Bluetooth is enabled and headphones are connected. Update the Baseus App to the latest version (V2.8.9+). Update headphone firmware (V1.1.07+) via the app. |

If the problem persists, please contact Baseus customer support for further assistance.

10. SPECIFICATIONS

| Feature | Detail |
|-------------------------|--|
| Model Name | Baseus Inspire XH1 |
| Noise Control | Adaptive Active Noise Cancellation (-48dB) |
| Connectivity Technology | Wireless (Bluetooth 6.1) |
| Audio Driver Type | Dynamic Driver |
| Audio Driver Size | 35 Millimeters |
| Frequency Range | 20Hz - 40kHz |

| Feature | Detail |
|------------------------|---|
| Impedance | 16 Ohm |
| Control Type | Button Control / APP Control |
| Material | Leather, Foam, Plastic/Silicone |
| Battery Life (ANC Off) | Up to 100 hours |
| Battery Life (ANC On) | Up to 65 hours |
| Fast Charge | 10 minutes for 12 hours playtime |
| Full Charge Time | Approx. 1.5 hours |
| Product Dimensions | 8.07 x 3.14 x 6.57 inches |
| Item Weight | 1.87 pounds |
| Included Components | Headphones, Aux Cable, USB-C Cable, Carrying Case |

11. WARRANTY AND SUPPORT


For warranty information and customer support, please refer to the warranty card included in your product packaging or visit the official Baseus website. Keep your purchase receipt as proof of purchase for warranty claims.





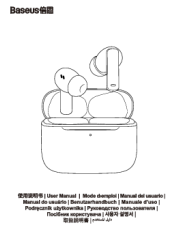
Manufacturer: Baseus

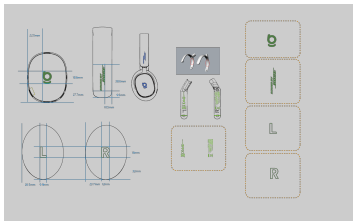
Official Website: [Baseus Official Store on Amazon](#)

© 2025 Baseus. All rights reserved.

Related Documents - XH1

| | |
|---|--|
|  | <p>Baseus Bowie 30 Max Wireless Headphones User Manual</p> <p>Comprehensive guide to Baseus Bowie 30 Max wireless headphones, covering features, functions, charging, specifications, and safety information. Learn how to pair, use ANC, conversation mode, AUX mode, and manage settings via the Baseus app.</p> |
|---|--|

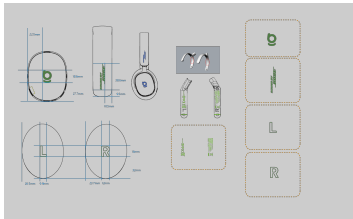
| | |
|---|---|
|  <p>Baseus Inspire XH1</p> | <p>Baseus Inspire XH1 Quick Start Guide - Setup and Pairing Instructions</p> <p>Quickly set up and use your Baseus Inspire XH1 wireless headphones with this comprehensive quick start guide. Learn about powering on/off, wearing, pairing, and multipoint connection.</p> |
|  <p>Quick Start Guide Baseus Wireless Headphones</p> | <p>Baseus Wireless Headphones Quick Start Guide - Model A02037</p> <p>Comprehensive quick start guide for Baseus Wireless Headphones (Model A02037, also known as Baseus Bass BH1 NC). Covers setup, pairing, controls, app integration, wired mode, charging, specifications, and support.</p> |
|  <p>Quick Start Guide Baseus Bowie H1i</p> | <p>Baseus Bowie H1i Wireless Headphones Quick Start Guide</p> <p>A comprehensive quick start guide for Baseus Bowie H1i wireless noise-cancelling headphones, covering setup, controls, features, and specifications.</p> |
|  <p>Quick Start Guide A02013-B</p> | <p>Baseus Bowie MH1 Quick Start Guide</p> <p>A quick start guide for the Baseus Bowie MH1 Wireless Noise Cancelling Headphones, covering setup, pairing, controls, and specifications.</p> |
|  <p>Baseus 倍思</p> | <p>Baseus Bowie M2+ True Wireless Earphones User Manual</p> <p>Comprehensive user manual for the Baseus Bowie M2+ True Wireless Earphones. Covers connection steps, music and call operations, noise cancellation, app features, battery indicators, safety guidelines, product specifications, and package contents.</p> |



[\[pdf\] Label](#)

inspire XH1 V2 4 2025 04 14 MyPC Label LocationShenzhen Baseus Technology Co Ltd A02036
Wireless Noise Cancelling Headphones 2A482 2A482A02036 a02036
22.5mm 18.6mm 27.7mm 38.6mm 9.5mm 10.5mm 26.5mm 9.9mm 23.7mm 12mm
16mm 32mm ...

lang: **score:9** filesize: 2.39 M page_count: 1 document date: 2025-07-30



[Bose Wireless Noise Cancelling Headphones: Technical Specifications](#)

Detailed technical specifications and dimensional drawings for Bose Wireless Noise Cancelling Headphones, including product markings and regulatory information.

lang: **score:9** filesize: 2.39 M page_count: 1 document date: 2025-07-30



[Baseus Inspire XH1 Quick Start Guide - Setup and Pairing Instructions](#)

Quickly set up and use your Baseus Inspire XH1 wireless headphones with this comprehensive quick start guide. Learn about powering on/off, wearing, pairing, and multipoint connection.

lang: **score:7** filesize: 4.59 M page_count: 43 document date: 2025-09-03