

[Manuals.plus](#) /

> [YOSHENMO](#) /

> YOSHENMO Rechargeable Hand Warmer Model A404 Instruction Manual

YOSHENMO A404

YOSHENMO Rechargeable Hand Warmer Model A404

Instruction Manual

INTRODUCTION

Thank you for choosing the YOSHENMO Rechargeable Hand Warmer, Model A404. This device is designed to provide portable and consistent warmth, featuring three adjustable heating levels and a compact design. Please read this manual thoroughly before use to ensure proper operation and to maximize the lifespan of your hand warmer.

SAFETY INFORMATION

Your YOSHENMO Hand Warmer is UL-certified and incorporates multiple built-in safety features to ensure safe operation. Adhere to the following guidelines:

- Do not expose the device to extreme temperatures (above 140°F / 60°C) or direct sunlight for extended periods.
- Avoid dropping or subjecting the device to strong impacts.
- Do not attempt to disassemble, repair, or modify the device. This will void the warranty and may pose a safety risk.
- Keep out of reach of children and pets.
- Do not use if the device appears damaged or if the battery is swollen.
- Charge the device using the provided Type-C cable and a compatible power adapter.
- The device includes overcharge, overheat, overvoltage, and overcurrent protection.

PACKAGE CONTENTS

Verify that all items are present in your package:

- 1 x YOSHENMO Rechargeable Hand Warmer
- 1 x USB Type-C Charging Cable
- 1 x User Manual




Image: Contents of the YOSHENMO Hand Warmer package, showing the hand warmer, charging cable, and user manual.

PRODUCT OVERVIEW

The YOSHENMO A404 is a compact and portable hand warmer designed for individual use. It features a 360° heating surface and a 3000mAh lithium-ion battery, providing up to 6 hours of warmth. Its ergonomic design ensures a comfortable grip.

Easily Portable and Super Stylish

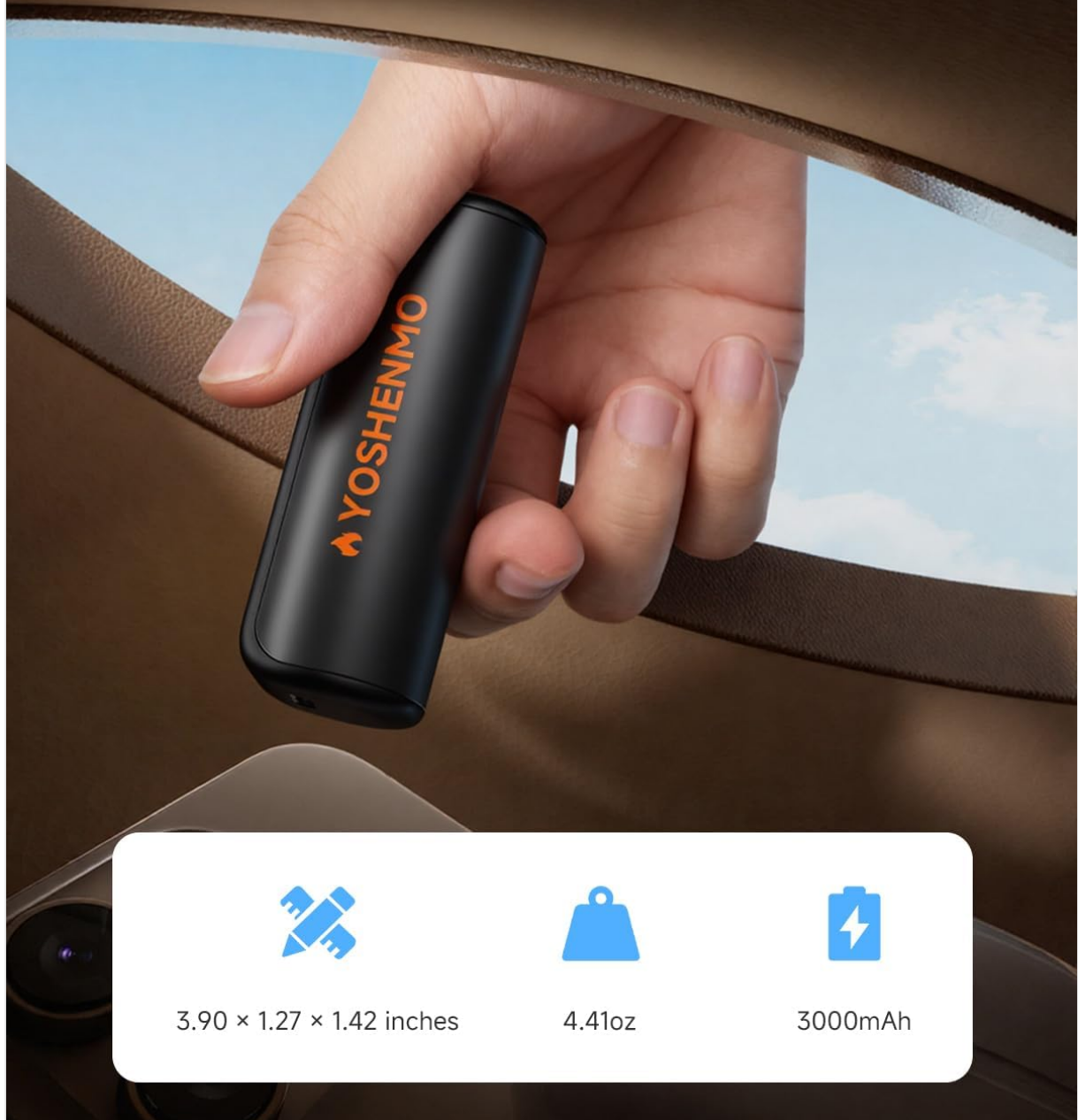


Image: A hand placing the compact YOSHENMO hand warmer into a bag, illustrating its portability. Dimensions and battery capacity are also shown.

All-around Safety Heating

AI Smart Constant Temperature
with UL-certification ensure safety.

2X[↑] Safe Use
2.5X[↑] Heating Efficiency
3X[↑] Lasting Warmth



Image: An internal diagram of the YOSHENMO hand warmer, highlighting the AI smart chip responsible for constant temperature control and safety features.

All-Over Heating & Long-lasting

Exclusive whole body heating Technology with
AI Warmth Mode providing you up to 6 hours of steady comfort.



Image: A person holding the YOSHENMO hand warmer, with a graphic indicating up to 6 hours of consistent warmth.

SETUP

Before first use, fully charge your YOSHENMO Hand Warmer.

1. Connect the provided USB Type-C charging cable to the charging port on the hand warmer.
2. Connect the other end of the cable to a USB power source (e.g., wall adapter, computer USB port).
3. The indicator lights will show charging status. A full charge takes approximately 4.5 hours.

OPERATING INSTRUCTIONS

Follow these steps to operate your hand warmer:

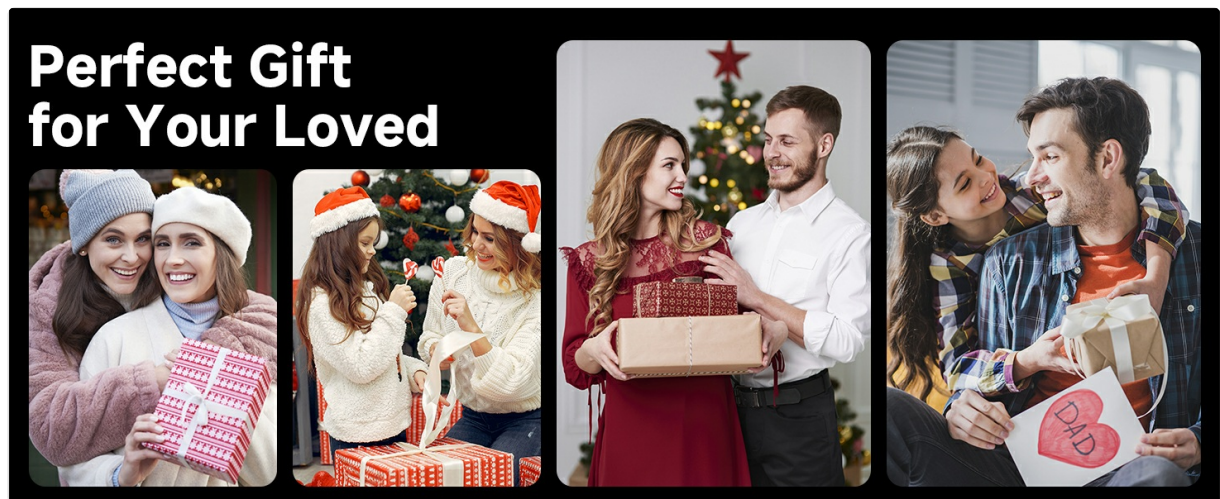


Image: Visual guide on operating the hand warmer, detailing long press for power, short press for heat levels, and double press for battery check.


Power On/Off

- **To Power On:** Long press the power button for 3 seconds. The red indicator light will illuminate, and the device will begin heating.
- **To Power Off:** Long press the power button for 3 seconds. The red indicator light will turn off.


Adjusting Heat Levels

Once powered on, short press the power button to cycle through the three heating levels:

- **Level 1 (Low):** Approximately 111-113°F (44-45°C)
- **Level 2 (Medium):** Approximately 120-122°F (49-50°C)
- **Level 3 (High):** Approximately 129-131°F (54-55°C)



Indoor < 59°F



Urban < 50°F



3 Heating Modes



Outdoor < 41°F



Image: Illustration of the three heating modes (Low, Medium, High) with their respective temperature ranges and suggested usage scenarios (Indoor, Urban, Outdoor).

Checking Battery Level

- **To Check Battery:** Double press the power button. The blue indicator lights will illuminate to show the current battery charge level.

CHARGING INSTRUCTIONS

When the battery is low, the indicator lights will flash. Recharge the device as follows:

1. Connect the USB Type-C charging cable to the hand warmer's charging port.
2. Connect the other end to a 5V/2A USB power adapter.

3. The blue indicator lights will blink during charging and remain solid when fully charged.
4. A full charge takes approximately 4.5 hours.



Image: The YOSHENMO hand warmer connected via its USB-C port to a wall charger, indicating instant safe charging and a 4.5-hour full charge time.

MAINTENANCE

To ensure optimal performance and longevity of your hand warmer:

- **Cleaning:** Wipe the surface with a soft, dry cloth. Do not use abrasive cleaners or immerse the device in water.

- **Storage:** Store the hand warmer in a cool, dry place when not in use. If storing for an extended period, charge the battery to about 50% every three months to maintain battery health.
- **Battery Care:** Avoid completely draining the battery frequently, as this can reduce its overall lifespan.

TROUBLESHOOTING

If you encounter issues with your YOSHENMO Hand Warmer, refer to the following common problems and solutions:

Problem	Possible Cause	Solution
Device does not turn on.	Battery is depleted.	Charge the hand warmer fully.
Device is not heating.	Not powered on correctly or low battery.	Ensure a long press to power on. Check battery level and recharge if necessary.
Device is not charging.	Faulty cable or power adapter.	Try a different USB Type-C cable and/or a different power adapter. Ensure connections are secure.
Heat is inconsistent.	Low battery or environmental factors.	Recharge the device. Ensure the device is not exposed to extreme cold that might affect performance.

SPECIFICATIONS

Feature	Specification
Brand	YOSHENMO
Model Name	A404
Battery Type	Lithium-Ion
Battery Capacity	3000 mAh
Charging Time	Approximately 4.5 Hours
Low Temperature Setting	111-113°F (44-45°C)
Medium Temperature Setting	120-122°F (49-50°C)
High Temperature Setting	129-131°F (54-55°C)
Item Package Dimensions (L x W x H)	4.09 x 2.17 x 1.46 inches
Package Weight	0.15 Kilograms
Manufacturer	Shenzhen Little Black Technology Electronics Co., Ltd.

WARRANTY AND SUPPORT

YOSHENMO products are designed for reliability and performance. For specific warranty details and support inquiries, please refer to the product packaging or contact YOSHENMO customer service. Keep your purchase receipt for warranty claims. Amazon's return policy typically allows returns within 30 days of

receipt for most new, unopened items.