

Manuals+

[Q & A](#) | [Deep Search](#) | [Upload](#)

manuals.plus /

- › [SLuB](#) /
- › [SLuB Bluetooth 5.4 Wireless Earbuds HGD T2 User Manual](#)

SLuB HGD T2

SLuB Bluetooth 5.4 Wireless Earbuds HGD T2 User Manual

Model: HGD T2

1. PRODUCT OVERVIEW

The SLuB HGD T2 Wireless Earbuds feature advanced Bluetooth 5.4 technology, delivering stable connectivity and high-fidelity audio. Designed for comfort and versatility, these ear-hook style earbuds offer ENC noise cancellation for clear calls, IPX6 water resistance, and intuitive touch controls.



Image: SLuB HGD T2 Wireless Earbuds in their charging case, displaying battery levels on an LED screen.

Key Features



HI-FI
高音質

ENC
ノイキャン

Bluetooth5.4

ワイヤレスイヤホン



多彩な強みで選ばれる！



ノイズ低減

01



Bluetooth 5.4

02



Hi-Fi高音質

03



安定装着

04



残量表示

05



長時間再生

06

Image: Visual representation of the earbuds' key features: Noise Reduction, Bluetooth 5.4, Hi-Fi Sound Quality, Stable Fit, Battery Level Display, and Long Playback Time.

- **Bluetooth 5.4 Technology:** Ensures stable connection, reduced audio delay, and efficient power consumption.
- **Hi-Fi Audio Quality:** Equipped with high-sensitivity dynamic drivers for balanced sound reproduction, enhanced bass, and immersive audio.
- **ENC Noise Cancelling:** Effectively reduces ambient noise for clear call quality.
- **Ergonomic Ear-Hook Design:** Provides a secure and comfortable fit, ideal for sports and extended wear, preventing accidental drops.
- **IPX6 Water Resistance:** Protects against sweat and rain, suitable for outdoor activities and workouts.
- **Smart Touch Controls:** Manage music playback, calls, volume, and activate voice assistants with simple taps.
- **Long Battery Life with LED Display:** Up to 7 hours of playback per charge, with the charging case providing multiple recharges. The case features an LED display for battery status.
- **Single/Dual Earbud Mode:** Use either earbud independently or both together.

Package Contents

製品仕様

Bluetooth:	V5.4
対応プロファイル:	HSP、HFP、A2DP、AVRCP
送信出力:	Class 2
通信距離:	≥10m
動作周波数帯域:	2.402GHz~2.480GHz
充電時間:	≥1.5h
音楽再生時間:	≥7時間
バッテリー容量:	40mAh
本体バッテリー容量:	500mAh

パッケージ内容



パッケージ/製品本体/充電ケーブル/取扱説明書

Image: Illustration of the package contents, including earbuds, charging case, USB Type-C cable, and user manual.

- SLuB HGD T2 Wireless Earbuds (Left and Right)
- Charging Case
- USB Type-C Charging Cable
- User Manual

2. SETUP GUIDE

2.1 Charging the Earbuds and Case

1. **Initial Charge:** Before first use, fully charge the earbuds and the charging case.
2. **Charging the Case:** Connect the provided USB Type-C cable to the charging port on the case and to a USB power adapter (not included). The LED display on the case will show the charging progress.
3. **Charging the Earbuds:** Place the earbuds into the charging case. Ensure they are correctly seated. The LED indicators on the earbuds and the case display will show charging status.
4. **Full Charge Indication:** The LED display will show "100" when the charging case is fully charged. The individual earbud indicators will turn off when fully charged.



長時間バッテリー



楽しさが途切れることなく続きます。通勤や旅行、長時間の使用でも安心して使え、頻繁な充電の手間もありません。

Image: The charging case displaying battery percentage and individual earbud charge status.

2.2 Pairing with Your Device

1. First-time Pairing:

- Open the charging case. The earbuds will automatically enter pairing mode.
- On your device (smartphone, tablet, etc.), enable Bluetooth.
- Search for "HGD T2" in the list of available Bluetooth devices and select it to connect.
- Once connected, a voice prompt will confirm successful pairing.

2. **Automatic Reconnection:** After the initial pairing, the earbuds will automatically connect to the last paired device when removed from the charging case and Bluetooth is enabled on the device.

3. **Single Earbud Mode:** You can use either the left or right earbud independently. Simply take one earbud out of the case, and it will connect. The other earbud can remain in the case or be used later.

製品仕様



Bluetooth	通信距離	片側イヤホン電池容量
V5.4	約10m	40mAh
音楽再生時間	充電時間	充電ケース電池容量
約7時間	約1.5時間	500mAh
送信出力	動作周波数帯域	充電端子
Class 2	2.402GHz~2.480GHz	Type-C

セット内容

PRODUCT PACKAGING



本体

TYPE-C 充電ケーブル

パッケージ

取扱説明書

Image: Illustration showing the automatic connection process when opening the charging case and pairing with a smartphone.

3. OPERATING INSTRUCTIONS

3.1 Touch Controls

The SLuB HGD T2 earbuds feature intuitive touch controls on each earbud. The functions are as follows:



Image: Visual guide to the touch controls for music playback, calls, volume adjustment, and voice assistant activation.

Action	Left Earbud	Right Earbud
Play/Pause Music	Single Tap	Single Tap
Next Track	Double Tap	Double Tap
Previous Track	Triple Tap	Triple Tap
Volume Up	N/A	Long Press (1s)
Volume Down	Long Press (1s)	N/A
Answer/End Call	Single Tap	Single Tap
Reject Call	Long Press (2s)	Long Press (2s)
Activate Voice Assistant (Siri/Google Assistant)	Long Press (2s)	Long Press (2s)

4. MAINTENANCE AND CARE

4.1 Cleaning

- Regularly clean the earbuds and charging case with a soft, dry, lint-free cloth.
- Do not use abrasive cleaners, solvents, or aerosol sprays.
- Ensure charging contacts on both earbuds and case are clean and free of debris to maintain proper charging.

4.2 Storage

- When not in use, store the earbuds in their charging case to protect them and keep them charged.
- Store the device in a cool, dry place, away from extreme temperatures and direct sunlight.

4.3 Water Resistance (IPX6)

- The earbuds are rated IPX6, meaning they are resistant to powerful water jets. This makes them suitable for workouts and light rain.
- **Important:** IPX6 rating does not mean they are waterproof for submersion. Do not submerge the earbuds in water.
- Ensure the earbuds are dry before placing them back into the charging case to prevent damage to the charging contacts.

5. TROUBLESHOOTING

Problem	Possible Solution
Earbuds not pairing/connecting.	<ul style="list-style-type: none">◦ Ensure earbuds are charged.◦ Make sure Bluetooth is enabled on your device.◦ Place earbuds back in the case, close it, then open it again to re-enter pairing mode.◦ Forget "HGD T2" from your device's Bluetooth list and try pairing again.◦ Ensure no other Bluetooth devices are interfering.
Only one earbud is working.	<ul style="list-style-type: none">◦ Ensure both earbuds are charged.◦ Place both earbuds back in the charging case, close the lid, wait a few seconds, then open the lid and take them out together.◦ If the issue persists, try resetting the earbuds (refer to the full manual for specific reset instructions if available, or try forgetting the device and re-pairing).
No sound or low volume.	<ul style="list-style-type: none">◦ Check the volume level on both your device and the earbuds.◦ Ensure earbuds are properly connected to your device.◦ Clean any debris from the earbud speakers.
Charging case not charging.	<ul style="list-style-type: none">◦ Check the USB Type-C cable and power adapter. Try a different cable or adapter.◦ Ensure the charging port is clean and free of debris.

6. SPECIFICATIONS

Feature	Detail
Brand	SLuB
Model Number	HGD T2
Bluetooth Version	5.4
Supported Profiles	HSP, HFP, A2DP, AVRCP

Feature	Detail
Transmission Distance	Approx. 10 meters (33 feet)
Operating Frequency Band	2.402GHz ~ 2.480GHz
Earbud Battery Capacity	40mAh (each)
Charging Case Battery Capacity	500mAh
Music Playback Time	≥ 7 hours
Charging Time (Earbuds)	Approx. 1.5 hours
Charging Port	Type-C
Water Resistance Rating	IPX6
Compatible Devices	iOS/Android devices

7. WARRANTY AND SUPPORT



For warranty information and customer support, please refer to the documentation included with your purchase or contact SLuB customer service through the retailer where you purchased the product.





SLuB is committed to providing a worry-free experience. If you encounter any issues or have questions regarding your HGD T2 Wireless Earbuds, please do not hesitate to reach out for assistance.



© 2025 SLuB. All rights reserved.

Related Documents - HGD T2

	<p>T20 Fan Specifications and Features - SLUB</p> <p>Comprehensive technical specifications and features for the SLUB T20 Fan, detailing airflow, wind speed, power consumption, noise levels, weight, and cord length. Includes information originally presented in Japanese, German, and Chinese.</p>
	<p>J33 12000mAh Power Bank User Manual</p> <p>User manual for the J33 12000mAh Power Bank, detailing its features, product parameters, charging instructions, and important attention points.</p>

	<p>ACEFAST T2 Hybrid Noise Cancelling Earbuds: Quick Start Guide</p> <p>Comprehensive quick start guide for ACEFAST T2 Hybrid Noise Cancelling Earbuds, covering pairing, operation, charging, and troubleshooting in multiple languages.</p>
	<p>LX-X9 Bluetooth Earbuds User Manual</p> <p>This document provides instructions and specifications for the LX-X9 Bluetooth earbuds, covering setup, usage, and troubleshooting. It includes details on pairing, controls, charging, and product features.</p>
	<p>HGD-5000-R Repeater (Mimic) Panel - Hydrogen Gas Detection System</p> <p>Detailed information on the Eagle Eye Power Solutions HGD-5000-R Repeater (Mimic) Panel, a component for hydrogen gas detection systems. Features include monitoring up to three detectors, manual test functionality, a TFT display, audible/strobe alarms, and analog outputs. Includes technical specifications and approvals.</p>
	<p>Hoover Hobs User Manual and Installation Guide</p> <p>Comprehensive user instructions and installation guide for Hoover gas hobs, covering technical specifications, safety, electrical and gas connections, burner settings, maintenance, and troubleshooting.</p>