

## Manuals+

[Q & A](#) | [Deep Search](#) | [Upload](#)

manuals.plus /

› [CubicFun](#) /

› [CubicFun 660977 National Geographic Empire State Building 3D Puzzle Instruction Manual](#)

## CubicFun 660977

# CubicFun 660977 National Geographic Empire State Building 3D Puzzle Instruction Manual

Model: 660977 | Brand: CubicFun

## INTRODUCTION

Welcome to the assembly guide for your CubicFun National Geographic Empire State Building 3D Puzzle. This manual provides step-by-step instructions to help you construct your detailed 3D model without the need for glue or scissors. Follow these guidelines to ensure a successful and enjoyable building experience.

## SAFETY INFORMATION

### WARNING:

Not suitable for children under 3 years due to small parts. Choking hazard. Adult supervision is recommended for younger users.

## PACKAGE CONTENTS

Verify that all components are present before beginning assembly:

- 1 x 3D puzzle set with 66 pieces
- 1 x Informative accompanying booklet from National Geographic
- 1 x Illustrated instruction guide



Image: The product box for the CubicFun National Geographic Empire State Building 3D Puzzle, showing the completed model, the National Geographic logo, and key features like 66 pieces and suitability for ages 8+.

## SETUP AND ASSEMBLY

Follow these steps to assemble your 3D puzzle:

1. **Preparation:** Unpack all components carefully. Identify the individual puzzle pieces and the instruction guide.
2. **Review Instructions:** Before starting, thoroughly review the illustrated instruction guide provided. This guide details the step-by-step assembly process.
3. **Piece Identification:** Each piece is numbered or uniquely shaped to fit specific slots. Refer to the guide to identify the correct pieces for each step.
4. **Assembly Process:** The high-quality parts are designed to be simply plugged together. No glue or scissors are required. Follow the numerical or sequential order indicated in the instructions.
5. **Gentle Handling:** Apply gentle pressure when connecting pieces to avoid damage. If a piece does not fit easily, re-check the instructions to ensure correct orientation and placement.



Image: A close-up of hands carefully assembling a section of the 3D puzzle, with the instruction manual open in the background, illustrating the plug-together assembly method.




Image: A person focused on assembling the 3D puzzle, demonstrating the engaging and rewarding building experience.

Once assembled, your CubicFun Empire State Building 3D model is ready for display and educational engagement:

- **Display:** Place the finished model on a stable, flat surface. Its detailed design makes it an excellent decorative piece for any room, office, or classroom.
- **Educational Value:** Utilize the accompanying National Geographic booklet to learn more about the Empire State Building and its historical significance. This enhances the experience beyond just assembly.
- **Reassembly:** The high-quality parts allow for multiple assemblies, providing continued enjoyment and the opportunity to refine building skills.



Image: The fully assembled Empire State Building 3D puzzle displayed on a wooden table, showcasing its impressive height and detail.



Image: A detailed view of the completed 3D puzzle, highlighting the 'Iconic Tower' and the 'Empire State Building' nameplate on its base.



Image: The assembled 3D puzzle of the Empire State Building placed against a backdrop of the New York City skyline, emphasizing its iconic status.

## MAINTENANCE

---

Proper care will ensure the longevity of your 3D puzzle:

- **Cleaning:** To clean the model, gently wipe it with a dry, soft cloth. Avoid using abrasive cleaners or excessive moisture, which could damage the material.
- **Storage:** If disassembling for storage, keep all pieces in a secure container to prevent loss or damage. Store in a cool, dry place away from direct sunlight.
- **Handling:** Handle the assembled model with care to prevent pieces from detaching or bending.

## TROUBLESHOOTING

---

Should you encounter any issues, refer to the following common solutions:

- **Difficulty Fitting Pieces:** Ensure you are using the correct pieces for the step. Refer to the instruction guide for visual confirmation. Do not force pieces; gentle pressure should be sufficient.
- **Missing Pieces:** In the rare event of missing pieces, please contact CubicFun customer support with your product model number and a description of the missing part.
- **Damaged Pieces:** If a piece is damaged during assembly, contact customer support for assistance.

## SPECIFICATIONS

---

Feature	Detail
Model Number	660977
Brand	CubicFun
Number of Pieces	66
Assembled Dimensions	Approximately 25 x 20 x 66 cm (9.8 x 7.9 x 26 inches)
Item Weight	1.54 pounds (0.7 kg)

Feature	Detail
Recommended Age	8 years and up
Material	EPS Foam Board and Paper




Note: Product dimensions and weight are approximate and may vary slightly.

## WARRANTY AND SUPPORT




CubicFun products are manufactured to high-quality standards. For any questions, concerns, or support regarding your 3D puzzle, please contact CubicFun customer service. You can typically find contact information on the product packaging or the official CubicFun website. Please have your model number (660977) ready when contacting support. For more information, visit the official CubicFun store:[CubicFun Store](#).

© 2025 CubicFun. All rights reserved.

## Related Documents - 660977

	<p><a href="#">Titanic 3D Puzzle L521h - Assembly and Safety Information</a></p> <p>Detailed information for the L521h Titanic 3D Puzzle, including age recommendations, dimensions, piece count, battery requirements, and crucial safety warnings for assembly and battery usage. Content is provided in English, Spanish, and Portuguese, with English as the primary language.</p>
	<p><a href="#">SGS Test Report: CubicFun 3D Puzzles - Lead and Phthalate Compliance</a></p> <p>Official SGS test report detailing the compliance of CubicFun 3D Puzzles with US CPSIA and California Proposition 65 standards for lead and phthalates. Results indicate compliance.</p>
	<p><a href="#">SGS Test Report: CubicFun 3D Puzzle ASTM F963-17 Compliance</a></p> <p>This SGS test report details the compliance of a CubicFun 3D Puzzle with the ASTM F963-17 Standard Consumer Safety Specification for Toy Safety, including tests for flammability, heavy elements, and soluble heavy metals.</p>



	<p><a href="#">CubicFun 2021 Catalogue: 3D Puzzles</a></p> <p>Explore the CubicFun 2021 catalogue featuring a wide range of 3D puzzles, including Harry Potter licensed models, National Geographic landmarks, and various cityscapes. Discover detailed model information and product codes.</p>
	<p><a href="#">Neuschwanstein Castle 3D Puzzle DS0990h - Product Information</a></p> <p>Detailed information for the Neuschwanstein Castle 3D Puzzle, model DS0990h. Includes safety warnings, dimensions, and manufacturer details in English, Spanish, and Portuguese.</p>
	<p><a href="#">CubicFun 2023 Catalogue: 3D Puzzles of Landmarks, Vehicles, and More</a></p> <p>Explore the CubicFun 2023 Catalogue featuring a wide range of 3D puzzles, including iconic landmarks from National Geographic, historical ships, vehicles, dinosaurs, and dollhouses. Discover detailed models with precise dimensions and piece counts.</p>