

HOMYEDAMIC 6008-BROWN-9

HOMYEDAMIC Oversized Recliner Chair User Manual

Model: 6008-BROWN-9

INTRODUCTION

This manual provides essential information for the safe and effective use of your HOMYEDAMIC Oversized Recliner Chair. Designed for comfort and durability, this recliner features a generous 28.3-inch wide seat and a 350 lb weight capacity, making it suitable for a wide range of users. It includes a massage pillow and convenient storage pockets, enhancing your relaxation experience.

Please read this manual thoroughly before assembly and operation to ensure proper usage and to maximize the lifespan of your product.

SAFETY INFORMATION

Please observe the following safety guidelines to prevent injury or damage to the product:

- This recliner is **NOT** suitable for the elderly, pregnant women, disabled individuals, or people with leg mobility issues due to the manual footrest closure mechanism.
- The chair is designed for individuals between 5'2" and 6'0" (158-182 cm) in height and weighing up to 350 lbs (158 kg).
- Ensure all components are securely fastened before use. Regularly check for loose parts.
- Keep children and pets away from the chair's moving parts during operation.
- Do not stand on the chair or use it as a step stool.
- Avoid placing the chair near heat sources or in direct sunlight for prolonged periods to prevent fabric damage.

PACKAGE CONTENTS

Your HOMYEDAMIC Oversized Recliner Chair is shipped in **two separate boxes**. If you receive only one box, please be aware that the other is in transit and will arrive separately.

Carefully unpack all components and verify that you have received the following:

- Recliner Base
- Backrest (may be vacuum compressed)
- Armrests (located under the chair base)
- Massage Pillow
- Power Adapter for Massage Pillow
- Assembly Hardware and Tools (if applicable)

SETUP AND ASSEMBLY

Assembly of your recliner is designed to be straightforward. Please follow these general steps:

1. Unpack all components from both boxes. Note that armrests and other accessories are typically stored under the chair base. The backrest and any accompanying handbags may be vacuum compressed and will expand once opened.
2. Attach the backrest to the recliner base. Ensure the connection points align and click into place securely.
3. Connect any necessary wiring for the massage pillow, if applicable, and plug in the power adapter.
4. Place the massage pillow as desired.
5. Confirm all parts are firmly connected before first use.



Image: Front view of the assembled recliner chair.

OPERATING INSTRUCTIONS

Reclining Function

The recliner features a manual reclining mechanism with an extendable footrest. It offers three primary reclining modes:

- **90° (Upright):** Ideal for reading or working.
- **120° (Mid-Recline):** Suitable for watching TV or casual lounging.
- **150° (Full Recline):** Perfect for napping or deep relaxation.

To open the footrest, locate the pull handle on the right side of the armrest and pull it firmly. The footrest will extend. To recline further, lean back into the chair.

Important: The tilt angle is not fixed and depends on your body weight. To close the footrest, sit upright, grasp the armrests with both hands, and use the force of your heels to push the footrest back into its closed position. This requires leg strength.

110°-130°-160° RECLINER



110° Reading Book



130° Watching TV



160° Sleeping

Image: Demonstrating the recliner's adjustable angles.

Requires Manual Foot Pedal Closure

not suitable for the elderly/pregnant women/disabled/legged people

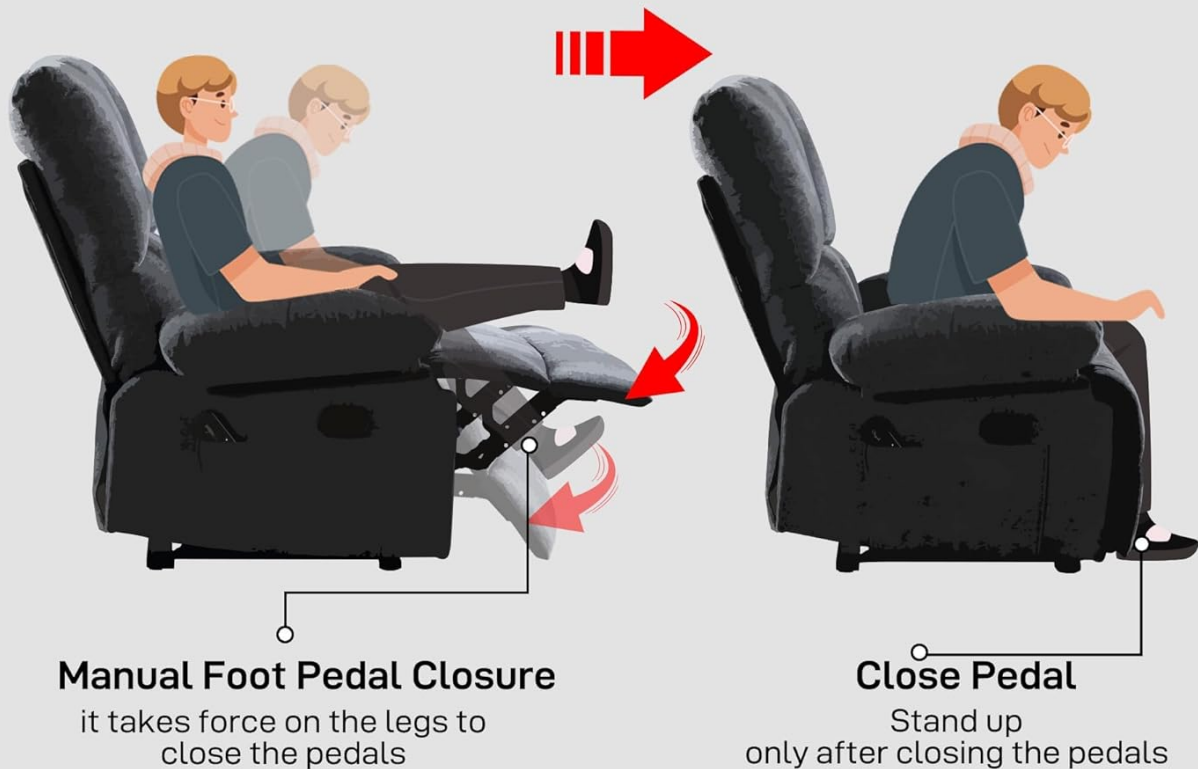


Image: Manual foot pedal closure mechanism.

Massage Pillow

The included massage pillow offers personalized comfort with 8 massage styles and 3 intensity levels. Its flexible design allows you to position it on your lumbar, head, or legs for targeted relief. Refer to the pillow's separate instructions for detailed operation of its remote control.

MASSAGE PILLOW



8 Massage
Modes



Vibration
Strength



Ergonomic
design



Great
Resilience



Image: Massage pillow and its control interface.

Storage Pockets


The recliner is equipped with four spacious side pockets, providing convenient storage for magazines, remote controls, or other small items, keeping them within easy reach.



Fashionable good-looking thickened shell backrest



Skin-friendly soft fabric for comfortable seating



sitting width 72cm
≈ the long side of 2.4 A4s



Large storage pockets on both sides of the armrest

Image: Details of the recliner's fabric, backrest, seat width, and storage pockets.

MAINTENANCE

To ensure the longevity and appearance of your recliner, follow these maintenance tips:

- **Cleaning:** For general cleaning, gently vacuum the fabric to remove dust and debris. For spills, blot immediately with a clean, dry cloth. For stubborn stains, consult a professional upholstery cleaner or use a fabric-specific cleaning solution, testing on an inconspicuous area first.
- **Frame:** The all-metal body is designed for durability. Periodically check all bolts and screws to ensure they are tight.
- **Fabric Care:** Avoid direct sunlight exposure for extended periods to prevent fading. Keep sharp objects away from the fabric to prevent tears.

TROUBLESHOOTING

If you encounter any issues with your recliner, please refer to the following common solutions:

- **Footrest Difficult to Close:** The footrest requires leg strength to close. Ensure you are sitting upright and using your heels to push the footrest back firmly. This is a manual mechanism and not a defect.
- **Missing Parts/Boxes:** The product ships in two separate boxes. If you have only received one, the other is likely still in transit. Please allow a few extra days for delivery. If both boxes do not arrive within a reasonable timeframe, contact customer support.
- **Massage Pillow Not Working:** Check that the massage pillow's power adapter is securely plugged into both the pillow and a working power outlet. Refer to the massage pillow's specific instructions for troubleshooting its functions.

For any issues not covered here, please contact HOMYEDAMIC customer support.

SPECIFICATIONS

Feature	Specification
Brand	HOMYEDAMIC
Model Name	6008-BROWN-9
Color	Brown-6008
Product Dimensions (D x W x H)	35.04" x 49.21" x 43.31" (89 cm x 125 cm x 110 cm)
Seat Width	28.3 inches (72 cm)
Weight Capacity	Up to 350 lbs (158 kg)
Suitable Height Range	5'2" - 6'0" (158-182 cm)
Back Style	Solid Back, Square Design
Special Features	Adjustable Lumbar, Arm Rest, Ergonomic, Massage Pillow, Storage Pockets
Room Type	Bedroom, Living Room, Office, Lounge Area, Rest Room
Material	Skin-friendly soft fabric (fleece/suede look)
Frame Construction	All-metal body (BIFMA certified)



Max: **350lbs**



Suitable For Height

5'1"-5'9"



2 Boxes



Image: Detailed dimensions and weight capacity.

OVERSIZED RECLINER

Suitable For Height 5'1"-5'9"

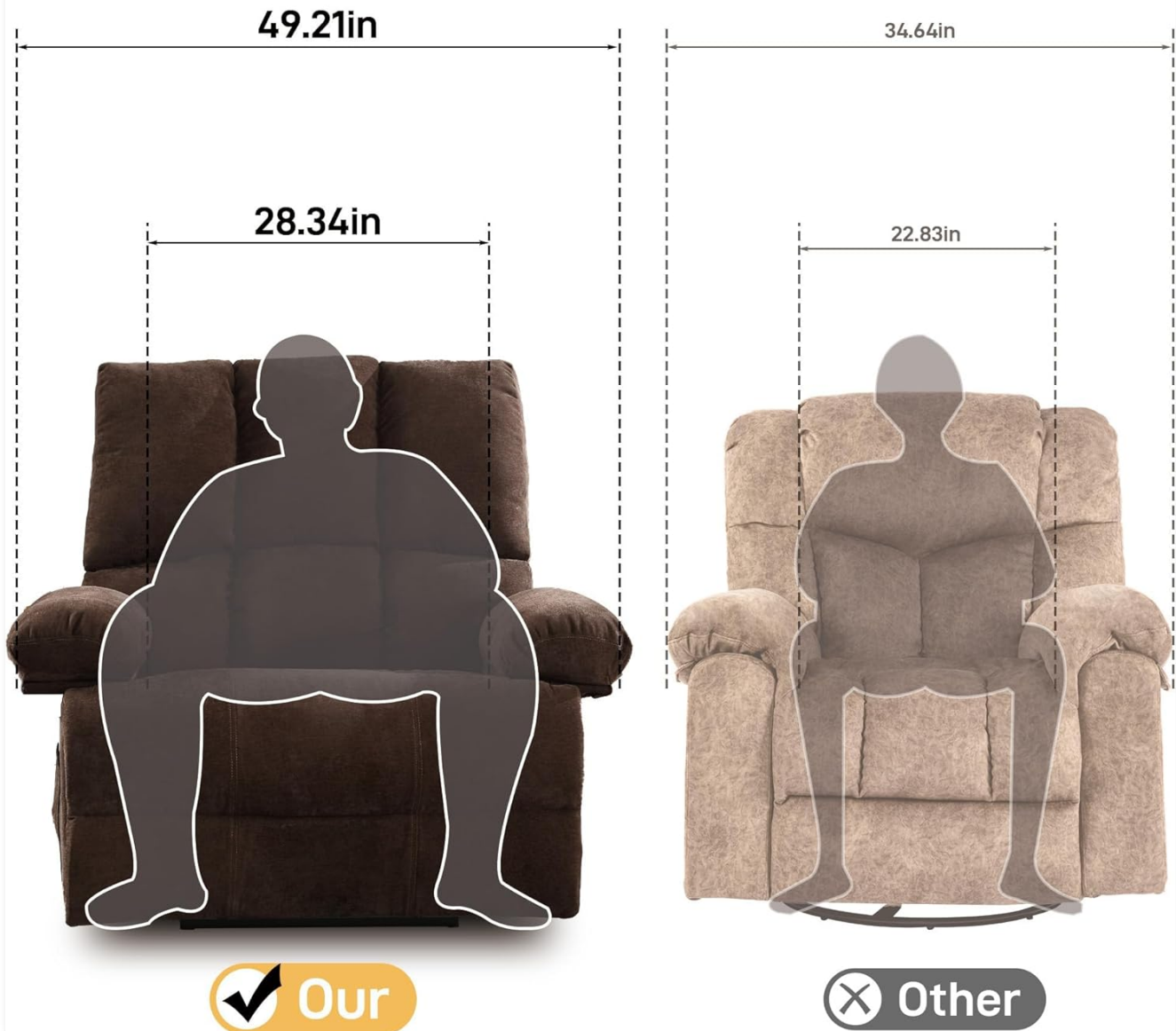


Image: Comparison of oversized recliner seat width.

WARRANTY AND SUPPORT

HOMYEDAMIC provides a **1-year after-sales service** for your peace of mind. This warranty covers manufacturing defects and issues arising from normal use.

If you have any questions, concerns, or require assistance with your recliner, please do not hesitate to contact us. We guarantee a reply within 24 hours with a satisfactory solution.

Contact Information: Please reach out to HOMYEDAMIC customer support via Amazon email for prompt assistance.

