

Fachixy FC-200

Fachixy FC-200 Wireless Gaming Headset User Manual

Model: FC-200

INTRODUCTION

This manual provides detailed instructions for the proper use and maintenance of your Fachixy FC-200 Wireless Gaming Headset. Please read this manual thoroughly before using the product to ensure optimal performance and longevity. The FC-200 headset offers versatile connectivity via 2.4GHz wireless and Bluetooth 5.4, designed for a wide range of gaming and multimedia devices.

IMPORTANT SAFETY INFORMATION

- Avoid prolonged listening at high volume levels to prevent hearing damage.
- Do not expose the headset to extreme temperatures, humidity, or liquids.
- Keep the headset away from strong magnetic fields.
- Do not attempt to disassemble or modify the headset. This will void the warranty.
- Use only the provided charging cable for charging.

PACKAGE CONTENTS

Verify that all items are present in your package:

- Fachixy FC-200 Wireless Gaming Headset
- 2.4G USB Dongle
- USB Charging Cable
- User Manual (this document)

PRODUCT OVERVIEW AND CONTROLS

Familiarize yourself with the headset's components and control buttons.



Image: Diagram showing the control buttons on the left earcup of the Fachixy FC-200 headset. Labels indicate buttons for RGB control, microphone mute/mode switch, power/play/pause/call, and volume control.

1. **RGB/Re-pair Button (1):** Press for 3 seconds to turn RGB lighting on/off. In Bluetooth mode, press for 3 seconds to re-pair.
2. **Microphone/Mode Switch Button (2):** Press for 3 seconds to turn the microphone on/off. Press for 2 seconds to switch between Bluetooth and 2.4G modes.
3. **Power/Play/Pause/Call Button (3):** Press for 3 seconds to turn the headset on/off. Press to play/pause audio or answer/end calls.
4. **Volume Control (4):** Scroll forward or backward to adjust volume.
5. **Microphone:** Detachable or retractable microphone for voice communication.
6. **USB-C Charging Port:** For charging the headset.

SETUP GUIDE

1. Charging the Headset

Before first use, fully charge the headset. Connect the provided USB charging cable to the headset's USB-C

port and the other end to a USB power source (e.g., computer, wall adapter). A full charge takes approximately 2.5 hours and provides up to 50 hours of battery life (with RGB off). A voice alert will notify you when the battery charge drops below 10%.

2. 2.4GHz Wireless Connection (for PC, PS4, PS5, Laptop)

1. Insert the 2.4G USB dongle into an available USB port on your PC, PS4, PS5, or laptop.
2. Power on the headset by pressing and holding the Power button (3) for 3 seconds.
3. The headset should automatically connect to the dongle. A successful connection is indicated by a stable light on the headset or a voice prompt.
4. On your device, ensure the Fachixy FC-200 is selected as the audio input and output device in your sound settings.



Image: The Fachixy FC-200 wireless gaming headset shown alongside its 2.4G USB dongle, illustrating the wireless connectivity method.

3. Bluetooth 5.4 Connection (for PC, Tablets, Mobile Phones, Switch)

1. Ensure the headset is powered on.
2. Press and hold the Microphone/Mode Switch button (2) for 2 seconds to switch to Bluetooth mode. The headset will enter pairing mode, indicated by a flashing light or voice prompt.

3. On your device (PC, tablet, mobile phone, Switch), enable Bluetooth and search for "FC-200" in the list of available devices.
4. Select "FC-200" to pair. Once connected, the headset's indicator light will become stable.

Important Compatibility Notes:

- Neither 2.4G nor Bluetooth modes are compatible with Xbox consoles (all Series).
 - The microphone is not supported when using the headset with Nintendo Switch.
 - Bluetooth mode is not compatible with PS4 or PS5 consoles.
-

OPERATING INSTRUCTIONS

Power On/Off

- To power on: Press and hold the Power button (3) for 3 seconds.
- To power off: Press and hold the Power button (3) for 3 seconds.

Mode Switching (Bluetooth / 2.4G)

- To switch between 2.4G and Bluetooth modes: Press and hold the Microphone/Mode Switch button (2) for 2 seconds.

Volume Control

- Adjust volume: Use the Volume Control wheel (4) by scrolling it forward to increase volume or backward to decrease volume.

Microphone Control

- To turn microphone on/off: Press and hold the Microphone/Mode Switch button (2) for 3 seconds.

RGB Lighting Control

- To turn RGB lighting on/off: Press and hold the RGB/Re-pair button (1) for 3 seconds.

Audio Playback and Call Management

- Play/Pause: Press the Power button (3) once.
 - Answer/End Call: Press the Power button (3) once during an incoming call or an active call.
-

MAINTENANCE

- **Cleaning:** Use a soft, dry cloth to clean the headset. Do not use abrasive cleaners or solvents.
 - **Storage:** Store the headset in a cool, dry place away from direct sunlight and extreme temperatures. The foldable design allows for compact storage.
 - **Battery Care:** To preserve battery life, charge the headset regularly, even if not in frequent use. Avoid fully discharging the battery for extended periods.
-

TROUBLESHOOTING

Problem	Possible Solution
Headset does not power on.	Ensure the headset is charged. Connect it to a power source using the USB charging cable.
No sound or poor sound quality.	<ul style="list-style-type: none"> • Check volume levels on both the headset and your connected device. • Ensure the headset is correctly paired/connected (2.4G dongle inserted, Bluetooth paired). • Verify that "FC-200" is selected as the audio output device in your device's sound settings. • Try re-pairing the headset.
Microphone not working.	<ul style="list-style-type: none"> • Ensure the microphone is not muted (press and hold button 2 for 3 seconds). • Verify that "FC-200" is selected as the audio input device in your device's sound settings. • Remember the microphone is not supported on Nintendo Switch.
Cannot connect via 2.4GHz.	<ul style="list-style-type: none"> • Ensure the USB dongle is fully inserted into a working USB port. • Confirm the headset is in 2.4G mode (press and hold button 2 for 2 seconds to switch modes). • Try using a different USB port.
Cannot connect via Bluetooth.	<ul style="list-style-type: none"> • Ensure the headset is in Bluetooth pairing mode (flashing light, press and hold button 2 for 2 seconds to switch). • Make sure Bluetooth is enabled on your device and it's searching for new devices. • Try "forgetting" the device on your phone/PC and re-pairing. • Remember Bluetooth mode is not compatible with PS4/PS5.

SPECIFICATIONS

Model Name	FC-200
Connectivity Technology	Wireless (2.4GHz, Bluetooth 5.4)
Wireless Communication Technology	2.4GHz Wireless, Bluetooth 5.4
Noise Control	Passive Noise Cancellation
Battery Life	Up to 50 Hours (RGB off)
Charging Time	Approximately 2.5 Hours

Drivers	50mm High-Density Dual Neodymium Audio Drivers
Material	Acrylonitrile Butadiene Styrene (ABS), Leather, Polycarbonate (PC)
Special Features	Foldable, Lightweight, Microphone Included, Volume Control
Item Weight	13.7 ounces
UPC	673658101209




WARRANTY INFORMATION

Fachixy products are covered by a limited warranty from the date of purchase. This warranty covers manufacturing defects in materials and workmanship. It does not cover damage caused by misuse, accidents, unauthorized modifications, or normal wear and tear. Please retain your proof of purchase for warranty claims.

CUSTOMER SUPPORT

For technical assistance, warranty claims, or general inquiries, please contact Fachixy customer support. Refer to the official Fachixy website or your purchase documentation for the most current contact information.
Online Support: Visit the [Fachixy Store on Amazon](#) for FAQs and product information.

Related Documents - FC-200

	Fachixy FC-100 Gaming Headset User Manual Comprehensive user manual for the Fachixy FC-100 Gaming Headset, covering setup, features, and troubleshooting for various platforms including PS4, PS5, Xbox, Nintendo Switch, PC, and Mac. Includes product specifications, safety warnings, and contact information.
	Fachixy FC-200 Wireless Gaming Headset: User Manual, Features, and Setup Guide Get detailed information on the Fachixy FC-200 Wireless Gaming Headset, including package contents, product features, step-by-step setup for Bluetooth and 2.4GHz modes, technical specifications, and warranty policy.
	Fachixy FC200 Gaming Headset User Manual Comprehensive guide to the Fachixy FC200 gaming headset, covering setup for PlayStation, Xbox, and Nintendo consoles, technical specifications, troubleshooting, and safety information.