

ABBIDOT AB-T70

ABBIDOT AB-T70 Dog Training Collar User Manual

Model: AB-T70

1. INTRODUCTION

This manual provides instructions for the ABBIDOT AB-T70 Dog Training Collar. This system is designed to assist in training dogs weighing 5 to 120 lbs, offering a range of up to 4500 feet. It features six training modes including beep, vibration, and static stimulation, along with an enhanced night light and IPX7 waterproof rating for the collar.



Image: The ABBIDOT AB-T70 remote control and collar receiver, showcasing their design and components.

2. SAFETY INFORMATION

Please read all safety and product information before using your ABBIDOT training collar. Failure to follow these instructions could result in injury to your dog or damage to the product.

- **Not for Aggressive Dogs:** Do not use this product on aggressive dogs. If your dog is aggressive, consult a

professional trainer.

- **Skin Irritation:** Prolonged wear or improper fit can cause skin irritation. Regularly check your dog's neck for signs of redness or sores.
- **Collar Fit:** Ensure the collar fits snugly but not too tightly. You should be able to fit two fingers comfortably between the collar and your dog's neck.
- **Supervision:** Always supervise your dog during training sessions.
- **Water Exposure:** While the collar is IPX7 waterproof, it is recommended to keep the collar as dry as possible to maintain your dog's comfort and skin health, especially after water activities.
- **Children:** Keep the training system out of reach of children.

3. PACKAGE CONTENTS

The ABBIDOT AB-T70 Dog Training Collar package includes the following items:



Image: All components included in the ABBIDOT AB-T70 Dog Training Collar package.

- T70 Remote Control
- T70 Collar Receiver with Strap
- User Manual (this document)
- Dog Training Booklet
- Type-C Charging Cable
- Lanyard
- Test Light Tool
- Silicone Caps (4x)
- Contact Points (4x)
- Metal Extension Contact (optional, for long-haired dogs)

4. SETUP AND FITTING

4.1 Charging the Devices

Before first use, fully charge both the remote control and the collar receiver. Use the provided Type-C charging cable. The remote lasts up to 55 days, and the collar receiver lasts up to 45 days on a full charge.

4.2 Attaching Contact Points (Optional)

The collar receiver comes with standard contact points. For dogs with thicker coats, you may need to attach the longer metal extension contacts to ensure proper contact for static stimulation. If you do not intend to use the static stimulation function, these accessories are not required.

4.3 Fitting the Collar

Proper fit of the collar is essential for effective training and your dog's comfort. The collar is suitable for dogs with neck sizes ranging from 6 to 27 inches and weighing between 5 and 120 pounds.

1. Place the receiver on your dog's neck, ensuring the contact points (if installed) are positioned beneath the neck.
2. Adjust the strap so it is snug but not tight. You should be able to fit two fingers comfortably between the collar and your dog's neck.
3. Trim any excess strap length if necessary, ensuring the end is secured.



Image: Visual guide for adjusting the collar strap to fit different dog sizes.

4.4 Pairing the Remote and Receiver

The remote and receiver are typically pre-paired. If re-pairing is needed:

1. Turn on the remote and the receiver.
2. Press and hold the power button on the receiver until the indicator light flashes rapidly.
3. On the remote, select a channel (if applicable) and press any training button (e.g., Beep or Vibration). The receiver light will become solid, indicating successful pairing.

5. OPERATING THE TRAINING COLLAR

The ABBIDOT AB-T70 offers six training modes and a user-friendly display for easy control.

5.1 Remote Control Overview



Image: The remote control's oversized display, showing various indicators and settings for clear visibility.

The remote features an oversized display for clear visibility of settings and modes. Buttons are intuitively placed for quick access to training functions.

5.2 Training Modes

The system includes six distinct training modes:

- **Beep (Audible Tone):** Three distinct audible tones, each with 9 adjustable intensity levels. Used for attention-getting or as a warning.
- **Vibration:** 36 adjustable intensity levels. Provides a tactile cue without static.
- **Static Stimulation:** 118 adjustable intensity levels. Delivers a safe, momentary static pulse. Use the lowest effective level.
- **Custom Mode:** Allows for personalized settings combining tone and vibration.



Image: Detail of the remote control showing buttons for Tone, Super (Custom), and Vibra modes, and the static session lock/unlock feature.

5.3 Static Session Lock/Unlock

To prevent accidental static stimulation, the remote features a lock mechanism. Push down the knob on the remote to lock/unlock the static session. Rotate the knob to adjust the static level when unlocked.



Image: Illustration of the remote control's push-down knob for locking/unlocking static stimulation and rotating for level adjustment.

5.4 Enhanced Night Light

The collar receiver includes a multi-mode LED night light with three adjustable lighting options: Flashlight, Slow Flash, and Explosive Flash. This feature enhances your dog's visibility in low-light conditions, aiding in tracking during evening walks or nighttime outdoor activities.



Image: A dog wearing the ABBIDOT collar in a dark environment, demonstrating the visibility provided by the anti-lost night light.

5.5 Operating Range and Multi-Dog Support

The system offers an extended control range of up to 4500 feet, allowing for training in various environments. The remote control can manage up to 6 dogs simultaneously, each on a separate channel.



Image: An illustration showing the remote control's 4500-foot range and its ability to control multiple dogs.

6. MAINTENANCE

6.1 Cleaning

Wipe the remote control and the receiver with a damp cloth as needed. Avoid using harsh chemicals or abrasive cleaners.

6.2 Water Resistance

The collar receiver is IPX7 waterproof, meaning it can withstand immersion in water up to 1 meter for 30 minutes. The remote control is IPX5 water-resistant, protecting against splashes but not immersion. Always ensure the charging port covers are securely closed.

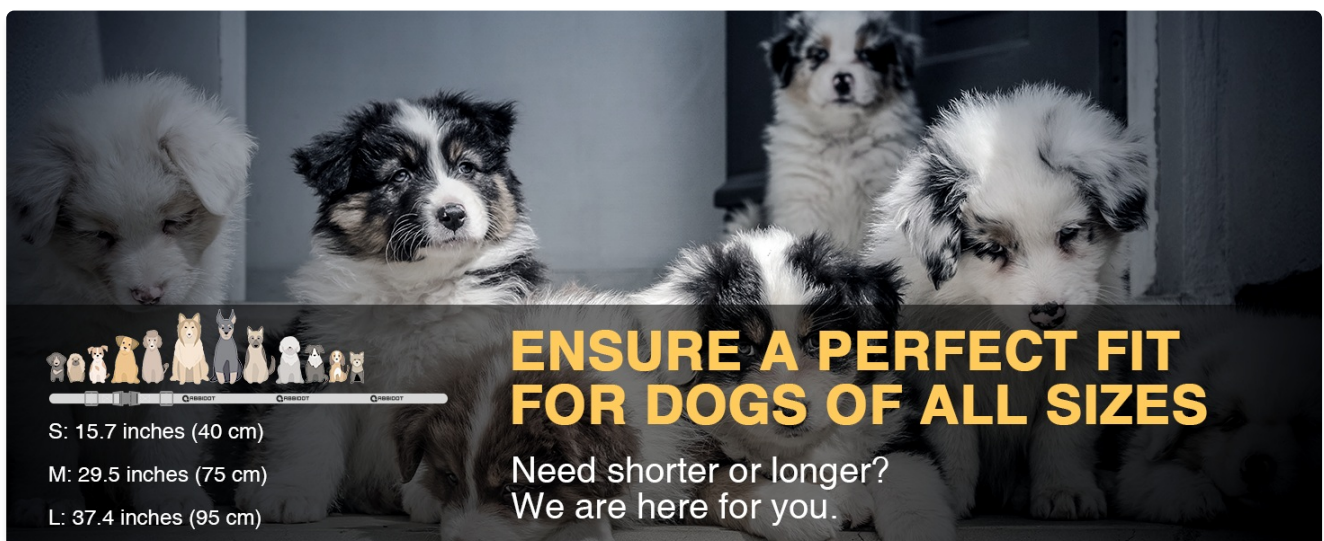


Image: A dog splashing in water, illustrating the IPX7 waterproof rating of the collar and IPX5 water resistance of the remote.

6.3 Battery Care

To maximize battery life, avoid fully discharging the devices frequently. Charge them when the battery indicator is low. Store in a cool, dry place when not in use for extended periods.

7. TROUBLESHOOTING

Problem	Possible Solution
Collar not responding to remote.	Ensure both devices are powered on. Check battery levels on both devices. Re-pair the remote and receiver (refer to Section 4.4). Ensure you are within the 4500 ft operating range.
Static stimulation is not working.	Ensure the static session is unlocked on the remote. Check that the contact points are making proper contact with your dog's skin. Use longer contact points for long-haired dogs. Use the test light tool to verify the static function.
Collar light is not working.	Check battery level of the collar receiver. Ensure the night light mode is activated on the remote.
Skin irritation on dog's neck.	Remove the collar immediately. Clean the dog's neck and the collar. Allow the skin to heal. Ensure proper collar fit and do not leave the collar on for more than 12 hours per day. Consider using the silicone caps over the contact points if static stimulation is not needed.

8. SPECIFICATIONS

Feature	Detail
Model Name	AB-T70
Brand	ABBIDOT
Target Dog Weight	5 - 120 lbs
Collar Neck Size	6 - 27 inches
Operating Range	Up to 4500 feet
Training Modes	Beep (3 tones, 9 levels), Vibration (36 levels), Static (118 levels), Custom Mode
Collar Waterproof Rating	IPX7
Remote Water Resistance	IPX5
Remote Battery Life	Up to 55 days

Feature	Detail
Receiver Battery Life	Up to 45 days
Night Light Modes	Flashlight, Slow Flash, Explosive Flash
Multi-Dog Support	Up to 6 dogs
Item Weight	13.7 ounces
Batteries	2 Nonstandard Battery batteries required (included)

9. WARRANTY AND SUPPORT

The ABBIDOT AB-T70 Dog Training Collar comes with a **1-year warranty** from the date of purchase. For technical support, warranty claims, or any questions regarding your product, please contact ABBIDOT customer service:






Email: Support@abbidot.com



Image: ABBIDOT customer support contact information.



Image: Information regarding the 1-year warranty provided by ABBIDOT.

	<p>AbbiDot T50 E-Collar User Manual: Comprehensive Dog Training Guide</p> <p>The official user manual for the AbbiDot T50 E-Collar. Learn how to set up, operate, and train your dog effectively and safely with this guide, covering features, commands, troubleshooting, and best practices for positive reinforcement.</p>
<p>Preview</p>	<p>AbbiDot AB-T30 Dog Training Collar User Manual and Guide</p> <p>Comprehensive user manual for the AbbiDot AB-T30 Dog Training Collar, covering setup, operation, training techniques, troubleshooting, and safety guidelines. Learn how to effectively train your dog using tone, vibration, and stimulation modes.</p>
	<p>AbbiDot T70 Dog Training Collar Quick Start Guide</p> <p>Comprehensive guide for the AbbiDot T70 dog training collar, detailing its features, setup, usage instructions, and support information. Learn about training sessions, modes, levels, and responsible pet training.</p>
	<p>ABBIDOT T60 Dog Training Collar User Manual and Guide</p> <p>Comprehensive user manual for the ABBIDOT T60 Dog Training Collar, detailing setup, usage, features, troubleshooting, and best practices for effective and humane pet training.</p>
	<p>AbbiDot T50 Dog Training Collar User Manual</p> <p>Comprehensive user manual for the AbbiDot T50 Dog Training Collar, covering setup, operation, training techniques, troubleshooting, and safety guidelines for effective dog training.</p>
	<p>ABBIDOT T30 E-Collar User Manual: Professional Dog Training Guide</p> <p>Comprehensive user manual for the ABBIDOT T30 electronic training collar, providing detailed instructions on setup, operation, and effective dog training techniques. Learn to use tone, vibration, and stimulation modes safely and efficiently for your dog.</p>