



Manuals.plus /

› Joautrial /

› Joautrial Military Smart Watch User Manual

Joautrial Military Smart Watch

Joautrial Military Smart Watch User Manual

Model: Military Smart Watch

1. INTRODUCTION

This manual provides essential information for setting up, operating, and maintaining your Joautrial Military Smart Watch. Designed for durability and functionality, this smartwatch offers advanced features including GPS navigation, comprehensive health monitoring, and various sports modes. Please read this manual thoroughly to ensure optimal performance and longevity of your device.



Figure 1: Joautrial Military Smart Watch Overview

2. SETUP

2.1 Package Contents

Verify that your package contains the following items:

- Smartwatch x1
- Silicone Strap x1 (additional straps may be included)
- Magnetic Charging Cable x1
- User Manual x1
- Screen Protector x2



Figure 2: Smart Watch Package Contents

2.2 Charging the Watch

Before first use, fully charge the smartwatch. Connect the magnetic charging cable to the charging points on the back of the watch and a USB power source. A full charge takes approximately 2 hours.

580mAh Large Battery

USB Magnetic Charging Cable



2 HOURS
Fast Charging



5-7 DAY
Normal Use



30 DAY
Standby Time



Figure 3: Charging the Smart Watch

2.3 App Installation and Pairing

1. Enable Bluetooth on your smartphone.
2. Scan the QR code in the user manual or search for the "GloryFitPro" app in the App Store (iOS 11.0 and Above) or Google Play Store (Android 5.0 and Above).
3. Install and open the "GloryFitPro" app.
4. In the app, navigate to the device section and click "Add Device".
5. The app will search for nearby devices. Select your smartwatch (e.g., "K72") from the list to pair.
6. Confirm the pairing request on both your phone and the watch.

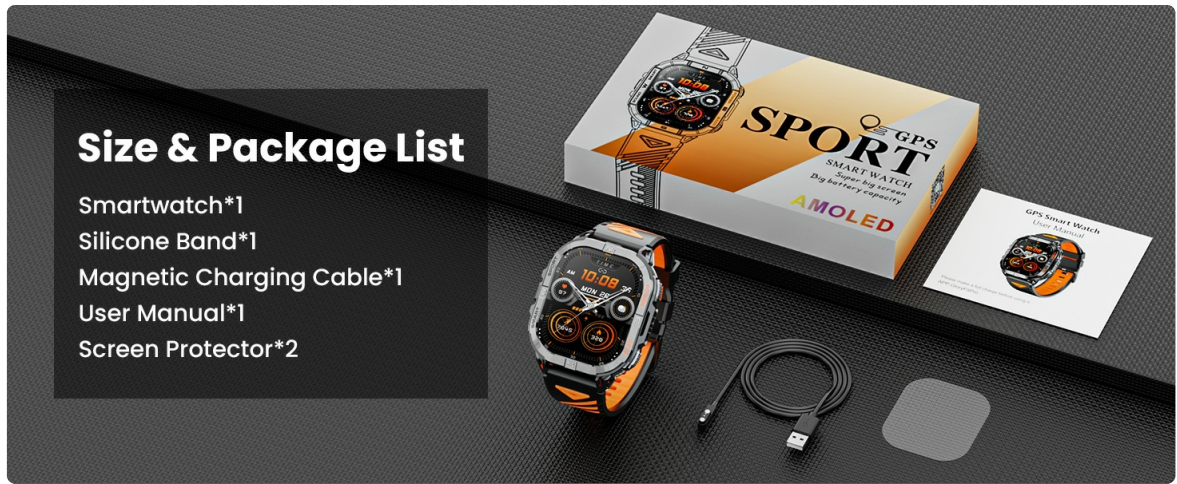


Figure 4: Connecting the Smart Watch to the App

3. OPERATING THE WATCH

3.1 Basic Navigation

The smartwatch features a 2.13-inch AMOLED HD touchscreen for intuitive control. Swipe left, right, up, or down to access different menus and functions. Physical buttons on the side provide quick access to specific features like power and menu options.

3.2 Display and Customization

The 2.13" AMOLED HD screen offers up to 1000 nits brightness for clear visibility. The **Always-On Display** mode keeps the time visible without needing to activate the screen. Customize your watch face through the "GloryFitPro" app with various pre-set designs or personal photos.

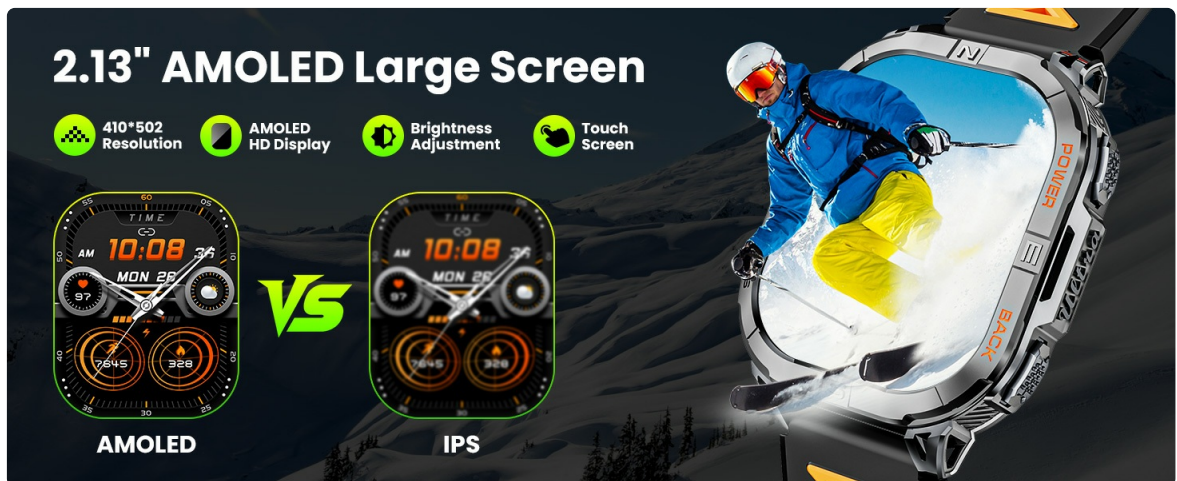


Figure 5: AMOLED Display Quality

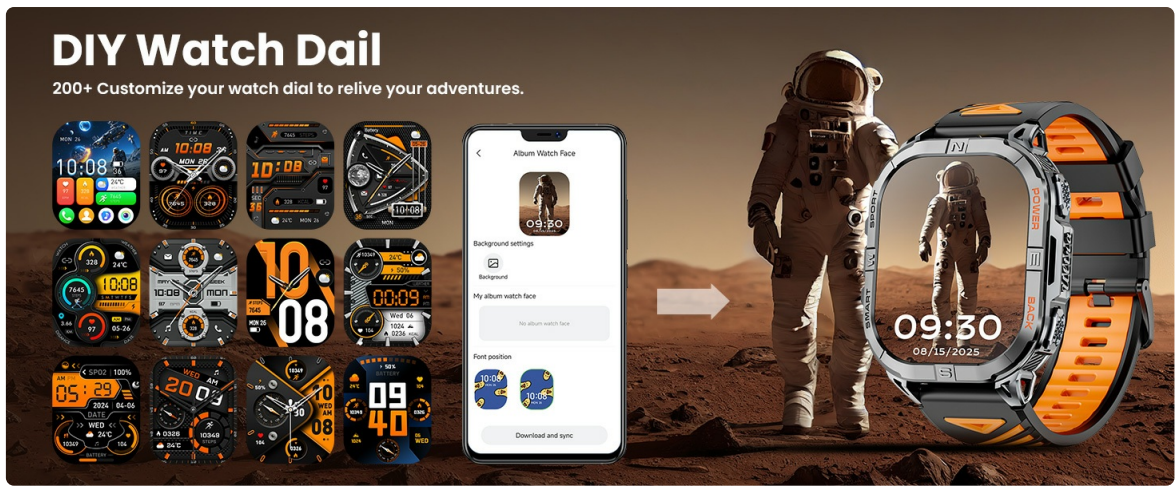


Figure 6: DIY Watch Face Customization

3.3 Bluetooth Calls and Smart Notifications

With Bluetooth 5.3, the watch allows you to answer and make calls directly from your wrist using its built-in speaker and microphone. It also displays notifications from various social apps (WhatsApp, Facebook, Twitter, etc.) and text messages. To manage call audio, ensure "Media Audio" is turned off on your watch if you prefer phone audio.



Figure 7: Bluetooth Call Functionality



Figure 8: Smart Notifications

3.4 LED Flashlight

The watch includes a high-brightness LED flashlight, accessible with one button, useful for

emergencies or low-light conditions during outdoor activities.

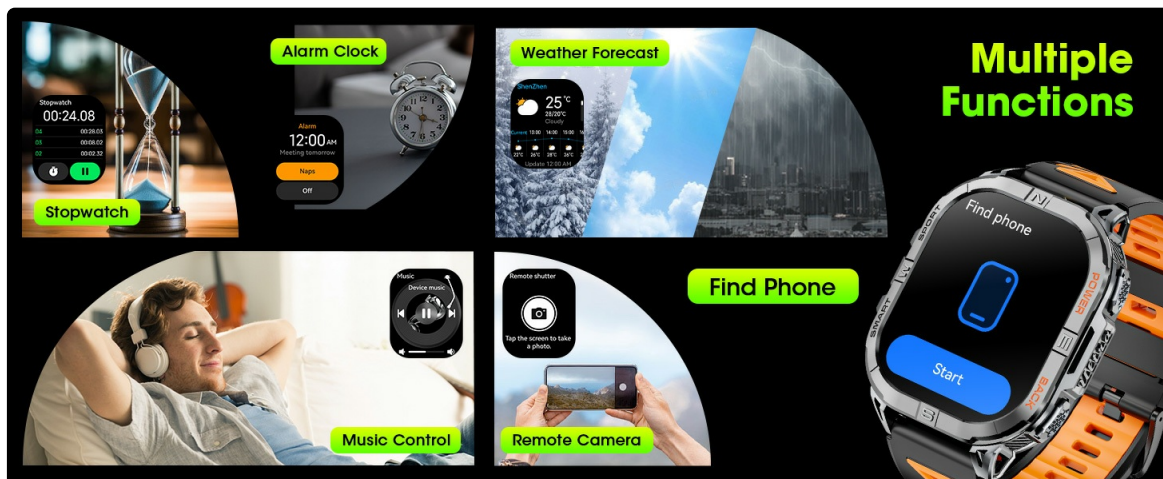


Figure 9: LED Flashlight Feature

3.5 Voice Assistant and Other Functions

Utilize the voice assistant for quick commands and information. Additional functions include weather syncing, camera controls, sedentary reminders, alarms, stopwatches, and timers.



Figure 10: Multiple Smartwatch Functions

4. HEALTH MONITORING

The smartwatch is equipped with upgraded sensors for continuous health tracking.

4.1 Heart Rate Monitoring

Monitor your heart rate in real-time throughout the day. Data is synced to the "GloryFitPro" app for detailed analysis.



Figure 11: Heart Rate Monitor

4.2 Blood Oxygen Measurement

Automatically detect and record your blood oxygen saturation levels to better understand your physical condition.

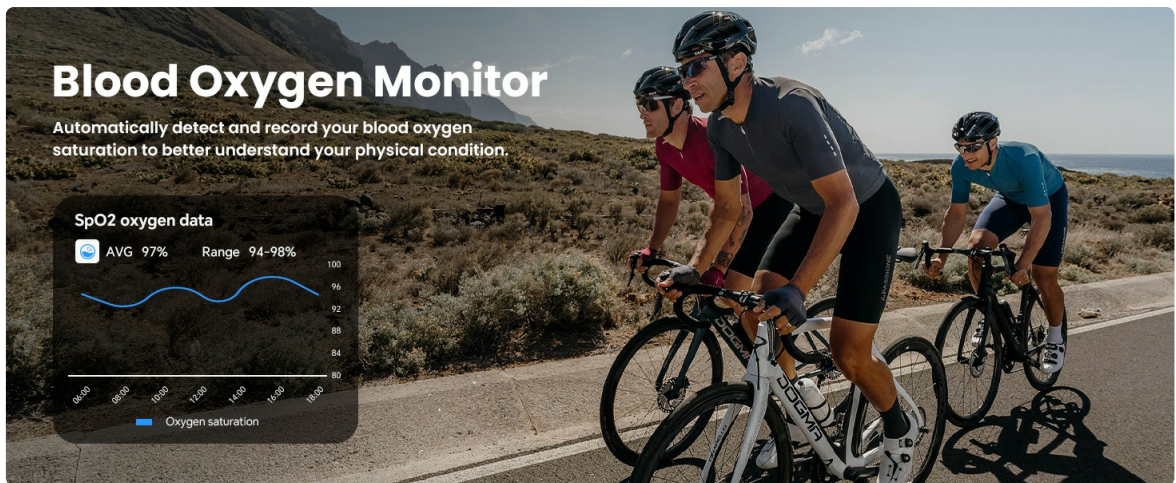


Figure 12: Blood Oxygen Monitor

4.3 Sleep Tracking

The watch automatically monitors your sleep status at night, providing comprehensive analysis of deep sleep, light sleep, and wakefulness to help improve sleep habits.



Figure 13: Sleep Quality Tracker

5. SPORTS & OUTDOOR FEATURES

5.1 GPS Navigation and Outdoor Tools

The watch utilizes L1+L5 dual-frequency, ultra-high-precision positioning technology, supporting multiple global navigation satellite systems (GPS, GLONASS, Beidou, Galileo, NAVIC, QZSS). It includes an altimeter, barometer, and compass for real-time location tracking, altitude data, and weather alerts, making it ideal for hiking and mountaineering.

Your browser does not support the video tag.

Video 1: Barometer, Altimeter, and Compass Smartwatch Operation

Built-in GPS & Compass

Dual-frequency ultra-high precision positioning can simultaneously support GPS, GLONASS, Beidou, Galileo, NAVIC, QZSS, and multi-system joint positioning.

Compass **Altitude** **Air Pressure**

21.8 Kilometer
01:24:53 Duration **795** Kilocalorie
6'5" Speed **105** Heart rate

WORK 28 MIN LEFT
HOME

Galileo, GPS, QZSS, Big Dipper, GLONASS

Figure 14: Built-in GPS and Compass

5.2 Sport Modes and Water Resistance

The watch supports over 100 sports modes, automatically recognizing activities like running, swimming, and cycling. It monitors heart rate, steps, and calorie consumption, syncing data to the app. With 3ATM water resistance, it is suitable for swimming and training, but avoid diving or steaming saunas to prevent damage.



Figure 15: 100+ Sports Modes



Figure 16: 3ATM Water Resistance

6. MAINTENANCE

6.1 Cleaning and Care

Regularly clean your smartwatch and strap with a soft, dry cloth. After exposure to water, wipe the watch clean to prevent damage to the charging port.

6.2 Battery Life and Charging

The 580mAh battery provides 5-7 days of regular use and up to 50 days of standby time with a 2-hour fast charge. Continuous use of GPS or music playback will significantly shorten battery life.



Figure 17: Long Battery Life

7. TROUBLESHOOTING

- **Watch not turning on:** Ensure the watch is fully charged.
- **Cannot pair with phone:** Make sure Bluetooth is enabled on your phone and the watch is within range. Restart both devices and try pairing again through the "GloryFitPro" app.
- **Notifications not appearing:** Check app notification settings on your phone and within the "GloryFitPro" app to ensure they are enabled.
- **Inaccurate health data:** Ensure the watch is worn snugly on your wrist, and the sensors are clean.
- **Short battery life:** Continuous use of GPS, calls, or music playback will consume more power. Adjust settings or reduce usage of power-intensive features.

8. SPECIFICATIONS

Feature	Specification
Brand	Joautrial
Display Size	2.13 Inches
Display Type	AMOLED
Operating System	Android 5.0 and Above, iOS 11.0 and Above
Connectivity	Bluetooth 5.3
Battery Capacity	580 Milliamp Hours
Charging Time	2 Hours
Water Resistance	3ATM
Memory Storage Capacity	256 MB
Special Features	Always On Display, GPS, LED Flashlight, Compass, Heart Rate, Blood Oxygen, Sleep Monitoring

9. WARRANTY AND SUPPORT

For any questions regarding the use of this product or for support, please contact our customer service. We are committed to responding to your inquiries within 24 hours.