

[Manuals.plus](#) /

> [Metz](#) /

> Metz MNE8000Z 55-inch QD-MiniLED Smart TV Instruction Manual

Metz MNE8000Z

Metz MNE8000Z 55-inch QD-MiniLED Smart TV Instruction Manual

Model: MNE8000Z | Brand: Metz

INTRODUCTION

This manual provides essential information for the safe and efficient operation of your Metz MNE8000Z 55-inch QD-MiniLED Smart TV. Please read it thoroughly before using the product and retain it for future reference.



Image: Front view of the Metz MNE8000Z 55-inch QD-MiniLED Smart TV, highlighting key features like 4K 144Hz, Dolby Vision Atmos, 2.1.2ch Sound, and Google TV.

IMPORTANT SAFETY INFORMATION

Always follow basic safety precautions when using this television to reduce the risk of fire, electric shock, and injury.

- Do not expose the TV to rain or moisture.
- Do not block ventilation openings.
- Ensure proper grounding for the power cord.
- Keep the TV away from heat sources.
- Unplug the TV during lightning storms or when unused for long periods.
- Refer all servicing to qualified service personnel.










WHAT'S IN THE BOX

Verify that all components are present upon unpacking:

- Metz MNE8000Z 55-inch QD-MiniLED Smart TV
- Power Cable
- Stand
- User Manual
- Remote Control
- Batteries for Remote Control (2x)
- Stand Screws



Ingressi / Porte:

	HDMI	x3
	USB	x2
	DVB-S/S2	x1
	CI SLOT	x1
	DIGITAL AUDIO OUT	x1
	LAN	x1
	AV IN	x1
	DVB-T/T2 DVB-C ATV	x1
	HEADPHONE	x1

Dimensioni (L x P x A) con base

123,3 x 26,1 x 76,2 cm

Dimensioni (L x P x A) senza base

123,3 x 8,7 x 72,2 cm

Peso con base / senza base

15,1 / 14,7 kg

Contenuto della confezione:

- 1 x Manuale di istruzioni
- 1 x Cavo di alimentazione
- 1 x Viti di base
- 1 x Base di supporto
- 1 x Telecomando
- 2x Batterie per telecomando

Image: Diagram showing the dimensions of the Metz MNE8000Z TV and a list of included accessories.

SETUP GUIDE

1. Attaching the Stand

1. Carefully place the TV face down on a soft, flat surface to prevent screen damage.
2. Align the stand with the mounting holes on the bottom of the TV.
3. Secure the stand using the provided screws.

2. Connecting Power

Connect the power cable to the TV's power input and then to a wall outlet.

3. Initial Setup (Google TV)

Upon first power-on, the TV will guide you through the initial setup process:

- **Language Selection:** Choose your preferred language.

- **Network Connection:** Connect to your Wi-Fi network or use an Ethernet cable.
- **Google Account Sign-in:** Sign in with your Google account to access Google TV features, apps, and personalized recommendations.
- **Channel Scan:** Scan for available DVB-T/T2/C/S/S2/Analogico channels.



Image: Screenshot of the Google TV interface, showing various streaming apps and content recommendations.

4. Connecting External Devices

The TV features multiple ports for connecting external devices:

- **HDMI (x3):** For connecting Blu-ray players, game consoles, soundbars, etc. Supports HDMI 2.1 for 4K 144Hz gaming.
- **USB (x2):** For connecting USB drives to play media or for software updates.
- **Digital Audio Out (Optical):** For connecting to external audio systems.
- **LAN:** For a wired internet connection.
- **AV IN:** For older analog devices.

- **Headphone:** For private listening.
- **CI Slot:** For Conditional Access Modules (CAMs) for encrypted channels.

OPERATING YOUR TV

1. Basic Controls (Remote Control)

Use the provided remote control to navigate the TV's interface. The remote includes standard buttons for power, volume, channel, input selection, and smart TV functions.

Find My Remote Feature: If you misplace your remote, the TV has a built-in beeper function. Activate it to locate your remote quickly.



Image: Illustration of the "Find My Remote" feature, showing the TV screen displaying remote control options and a remote emitting a "Beep beep beep" sound.

2. Picture Settings

Your Metz MNE8000Z TV features advanced display technologies for optimal picture quality:

- **QD-Mini LED Technology:** Combines Quantum Dot colors with precise Mini LED local dimming for deep blacks, bright whites, and exceptional contrast.
- **Local Dimming:** Dynamically adjusts brightness in specific zones for enhanced contrast and detail.
- **HDR Support:** Compatible with Dolby Vision, HDR10+, HDR10, and HLG for realistic images with expanded contrast and color. The TV also features automatic SDR to HDR conversion.
- **QLED+ Display:** Offers over a billion vibrant colors for a rich and immersive viewing experience.

Local Dimming

Controllo Preciso della Luminosità

Scopri immagini affascinanti grazie alla nostra tecnologia di Local Dimming all'avanguardia. Controllando ogni zona LED e regolando dinamicamente la luminosità, creiamo i neri più profondi, i bianchi più luminosi e tutte le sfumature intermedie.



Local Dimming



No Local Dimming

Image: Visual representation of QD-Mini LED technology, illustrating how quantum dots and mini LEDs work together to produce vibrant colors and precise lighting.

QD-Mini LED

Scopri immagini mozzafiato con la tecnologia QD-Mini LED. La combinazione dei colori brillanti e luminosi dei quantum dot con il preciso controllo della luce offerto dai Mini-LED regala un'esperienza visiva epica.




Image: Comparison showing the effect of Local Dimming on the MNE8000Z versus a TV without it, demonstrating deeper blacks and brighter whites.

Modalità Sport

Emozioni Ottimizzate, Ogni Partita

Sblocca tutto il potenziale dello sport con la Modalità Sport. Goditi qualità ottimizzata e prestazioni fluide, assicurandoti di non perdere nemmeno un istante dell'azione.



Image: Scene depicting a sunset with logos for Dolby Vision, HDR10+, HDR, HLG, and Chameleon Extreme 3.0, indicating comprehensive HDR support.

3. Sound Settings (Magic Sound)

Experience premium audio with the integrated Magic Sound system:

- **2.1.2 Channel System:** Features an integrated soundbar and a 20W subwoofer for immersive and powerful audio.
- **Dolby Atmos:** Advanced audio technology that simulates sound azimuth for a more realistic and natural sound experience.
- **Wonder Audio:** Custom-tuned audio from METZ Acoustical Lab for personalized and immersive sound profiles (Bass, Mid, Treble, Surround).

Sistema Audio 2.1.2CH

Ascolta Il Mondo Intorno a Te

Raggiungi la perfetta sinergia tra hardware e software per un'esperienza audio domestica che dà vita al suono surround. Immergiti nella posizione precisa di ogni suono.**

7 Total

Altoparlanti

50w

Potenza Totale

180°

Campo Sonoro Sinistro & Destro



Image: Rear view of the TV highlighting the 2.1.2CH audio system with 7 total speakers, 50W total power, and 180-degree sound field.

 Dolby Atmos

Regala Alle Tue Orecchie Un Banchetto

Dolby Atmos è una tecnologia audio all'avanguardia che simula l'azimut del suono tramite algoritmi, rendendolo più realistico e naturale.



Image: Family watching TV with Dolby Atmos enabled, illustrating immersive sound.

4. Smart TV Features (Google TV)

Powered by Google TV, your television offers a wide range of smart features:

- **Content Access:** Access over 700,000 movies and series, 10,000+ apps, and 300+ live channels.
- **Googlecast:** Stream content from your mobile devices directly to the TV.
- **Voice Control:** Use the remote's voice command function to search for content, get answers, and manage activities via Google Assistant.

5. Gaming Features

Designed for an optimal gaming experience:

- **144Hz Refresh Rate:** Provides fluid and precise motion for gaming and fast-paced content.
- **HDMI 2.1:** Supports advanced gaming features.
- **VRR (Variable Refresh Rate):** Eliminates screen tearing and stuttering for smoother gameplay.

- **ALLM (Auto Low Latency Mode):** Automatically reduces input lag, ensuring commands are synchronized with the screen in real-time.
- **Game Console Settings:** Personalized settings interface for gamers when connected via HDMI.

144Hz Schermo Naive

La tua Porta per un Gioco Fluido

Che tu stia giocando, guardando streaming o lavorando, goditi la fluidità e la precisione di ogni fotogramma, per una chiarezza e un'immersione senza pari."

144Hz



Image: Comparison illustrating the smoothness of 144Hz refresh rate versus 60Hz, showing a car in motion.



Image: Comparison of VRR (Variable Refresh Rate) enabled vs. disabled, showing a motorcycle with and without screen tearing.

Modalità a Bassa Latenza Automatica

Azione Istantanea, Zero Ritardo

L'ALLM riduce automaticamente il tempo di risposta dell'input lag e mantiene i tuoi comandi in tempo reale perfettamente sincronizzati con lo schermo.



Image: Split screen showing a first-person shooter game with ALLM enabled (left, smooth) and ALLM disabled (right, with noticeable lag).

6. Sports Mode (MEMC)

Enhance your sports viewing experience:

- **MEMC (Motion Estimation, Motion Compensation):** Inserts frames between existing frames to increase the total number of frames, resulting in smoother motion for fast-paced action.
- **Sports Mode:** Optimizes picture quality and fluid performance for sports content, ensuring you don't miss any action.

MEMC

Più Veloce, Più Fluido, Migliore.

Inserendo fotogrammi tra due fotogrammi di una scena per aumentare il numero totale di fotogrammi nella stessa inquadratura. In altre parole, creare un'esperienza visiva più fluida.



Image: Illustration of MEMC technology, showing a soccer player's kick with multiple frames to demonstrate enhanced motion fluidity.

7. Eye Care Features

The TV is designed with features to protect your eyes during long viewing sessions:

- **Blue Light Reduction:** Minimizes harmful blue light emissions.
- **Anti-Flicker:** Reduces screen flickering for comfortable viewing.
- **Adaptive Ambient Light:** Adjusts screen brightness based on room lighting conditions.



Personalizza la Tua TV

220 million +

Dispositivi Google TV Attivi

700,000+

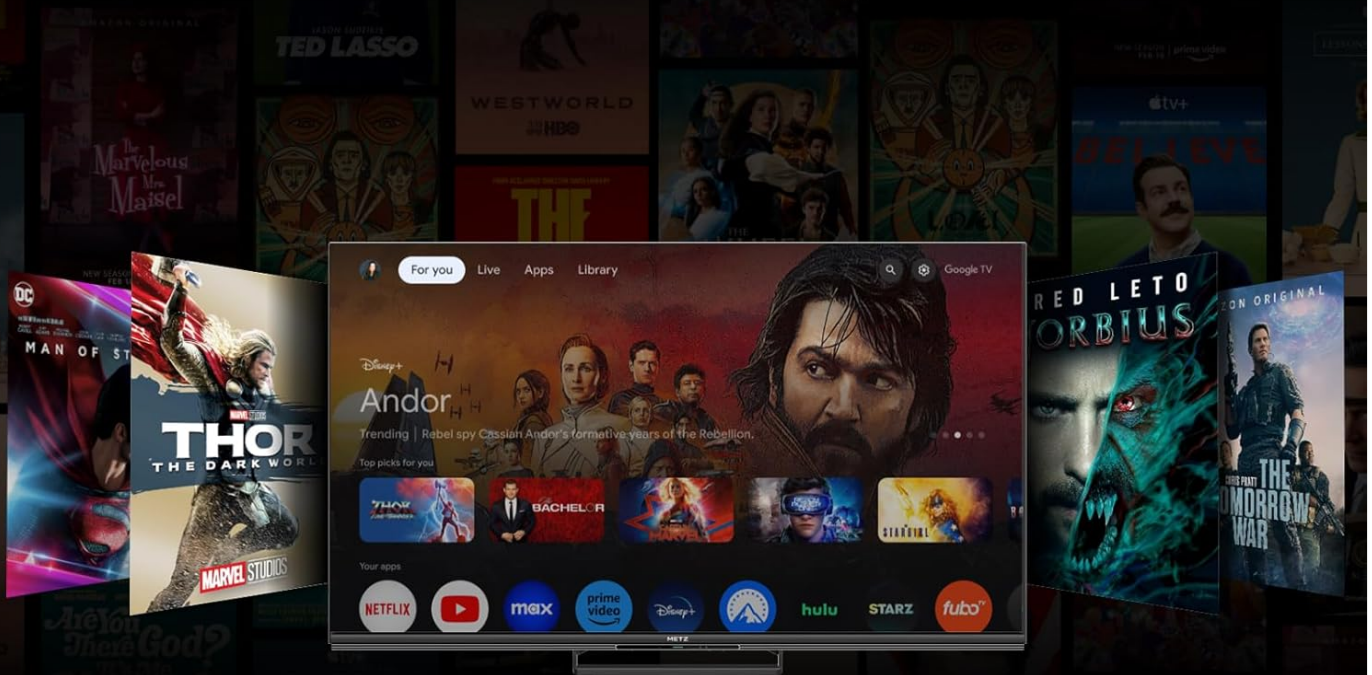
Film e Serie

10,000+

App

300+

Canali Live*



*Alcune app, contenuti e/o funzionalità potrebbero non essere disponibili in tutti i paesi. Soggetto a disponibilità.

Google TV è il nome dell'esperienza software di questo dispositivo e un marchio di Google LLC.

Image: TV displaying a nature scene, with icons representing Blue Light Reduction, Anti-Flicker, and Adaptive Ambient Light, along with a TÜV Rheinland certification logo.

MAINTENANCE

To ensure the longevity and optimal performance of your TV, follow these maintenance guidelines:

- **Cleaning the Screen:** Gently wipe the screen with a soft, lint-free cloth. For stubborn marks, use a screen cleaner specifically designed for TVs, applied to the cloth, not directly to the screen.
- **Cleaning the Cabinet:** Use a soft, dry cloth to wipe the TV cabinet. Do not use abrasive cleaners, waxes, or solvents.
- **Ventilation:** Ensure the ventilation openings on the back and sides of the TV are not blocked to prevent overheating.
- **Power Cord:** Regularly check the power cord for any damage. If damaged, contact qualified service personnel for replacement.

TROUBLESHOOTING

Before contacting customer support, try these common troubleshooting steps:

Problem	Possible Solution
No power	Check if the power cable is securely connected to the TV and the wall outlet. Try a different outlet.
No picture, but sound is present	Ensure the correct input source is selected. Check cable connections to external devices.
No sound, but picture is present	Check volume levels and mute settings. Verify audio cable connections. If using external audio, ensure it's correctly configured.
Remote control not working	Replace batteries. Ensure there are no obstructions between the remote and the TV.
Poor picture quality	Check antenna/cable connections. Adjust picture settings (brightness, contrast, sharpness). Ensure the source content is high quality.
Smart TV features not working	Check internet connection. Restart the TV. Ensure Google account is properly signed in.

SPECIFICATIONS

Feature	Detail
Model Number	MNE8000Z
Screen Size	55 inches (140 cm)
Display Technology	QD-MiniLED, QLED
Resolution	4K (3840 x 2160 pixels)
Refresh Rate	144 Hz (Native)
HDR Support	Dolby Vision, HDR10+, HDR10, HLG
Audio System	2.1.2 Channel, Integrated Soundbar, 20W Subwoofer, Dolby Atmos, Wonder Audio
Connectivity	3x HDMI (HDMI 2.1 support), 2x USB, Ethernet (LAN), Digital Audio Out, AV In, Headphone, CI Slot, Bluetooth, Wi-Fi
Smart TV Platform	Google TV, Googlecast
Special Features	MEMC, VRR, ALLM, Game Mode, Blue Light Filter, Anti-Flicker, Adaptive Ambient Light, Find My Remote, Voice Control
Dimensions (with stand)	123.3 x 26.1 x 76.2 cm (L x D x H)
Dimensions (without stand)	123.3 x 8.7 x 72.2 cm (L x D x H)

Feature	Detail
Weight (with stand)	15.1 kg
Weight (without stand)	14.7 kg
Energy Efficiency Class	F (SDR), G (HDR)
Energy Consumption (SDR)	76 kWh/1000h
Energy Consumption (HDR)	156 kWh/1000h
EPREL Product Page	View EPREL




Image: EU Energy Label for the Metz MNE8000Z 55-inch TV, showing energy efficiency class F for SDR and G for HDR, along with energy consumption figures.

WARRANTY AND SUPPORT

For warranty information and customer support, please refer to the official Metz website or contact your local dealer.

Returns Policy: If you wish to return a product within 30 days of receipt because you have changed your mind, please consult the Amazon help page on returns. If you have received a defective or damaged product, please consult the Amazon help page on defective items. For specific information on purchases made on the Marketplace, please consult the Amazon help page on Marketplace purchases.

For further assistance, visit the [Metz Store on Amazon](#).